

# Muscles from Brussels: a 21st Century Superpower





*If your enemy refuses to be humbled...  
destroy him*

**JEAN-CLAUDE VAN DAMME**  
**KICKBOXING**

**DOUBLE VAN DAMME**

*Van Damme  
brings you  
the ultimate in  
the action genre.  
The only action  
you'll ever  
forget.*

JEAN-CLAUDE VAN DAMME  
**DOUBLE IMPACT**

FEEL THE IMPACT

**JEAN-CLAUDE VAN DAMME DOLPH LUNDGREN**

*Almost human.  
Almost perfect.  
Almost under control.*

**UNIVERSAL SOLDIER**

The future has a bad secret.





“The European Community, if it were to become politically cohesive, would have the population, resources, economic wealth, technology, and actual and potential military strength to be the preeminent power of the twenty-first century.”

Huntington, 1988



**The EU**

**Changing  
balance of  
power**

**Changing  
structure of IPE**

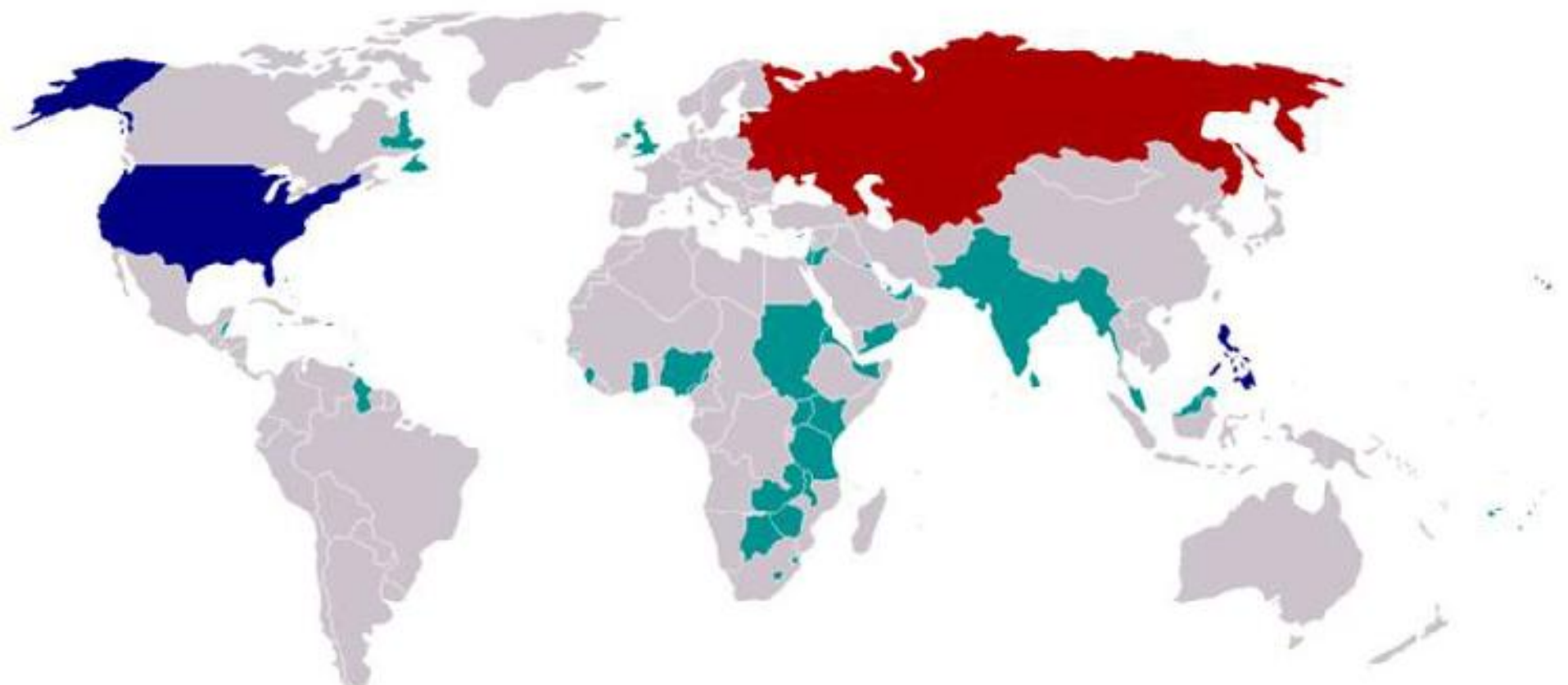
**Increasing  
institutionalisation  
of IR**








# The superpowers, 1944





# HEAD **TO** HEAD



**THE COMING ECONOMIC BATTLE AMONG  
JAPAN, EUROPE AND AMERICA**

# Lester Thurow

**'Already a bestseller and should be widely  
read...Thurow's unique twist is that Europe,  
not Japan or the United States, will win  
next century's global competition.'**

**— Washington Post**





Legal Terrorist

Legal Terrorist

Legal

# THE RISE AND FALL OF THE GREAT POWERS

ECONOMIC CHANGE AND MILITARY CONFLICT FROM 1500 TO 2000



THE INTERNATIONAL BESTSELLER  
**PAUL KENNEDY**

AS THE 21ST CENTURY DAWNS THE WORLD IS CHANGING MORE RAPIDLY THAN EVER BEFORE. THE OLD STRUCTURES ARE DISAPPEARING AS NEW ONES TAKE THEIR PLACE, BRINGING WITH THEM UNCERTAINTY FOR THE FUTURE.



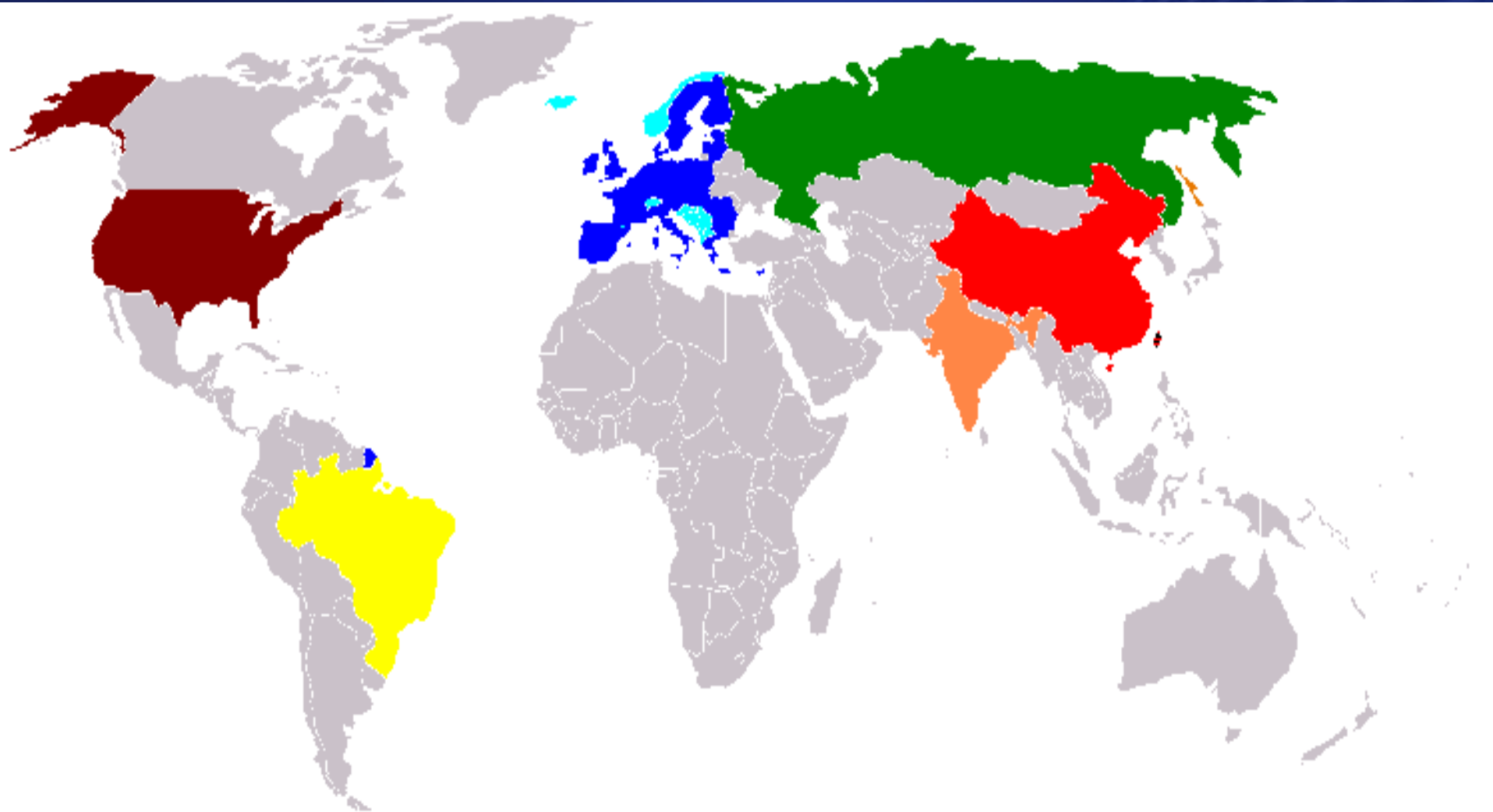


GDP (\$bn)	1,314	1,290	1,101	3,280	13,808	4,382	16,906
GDP per head (\$)	9,703	14,705	2,563	5,325	45,725	33,596	33,800
% world population	2.8	2.11	16.94	19.85	4.53	1.9	7.3

Source: IMF, 2008

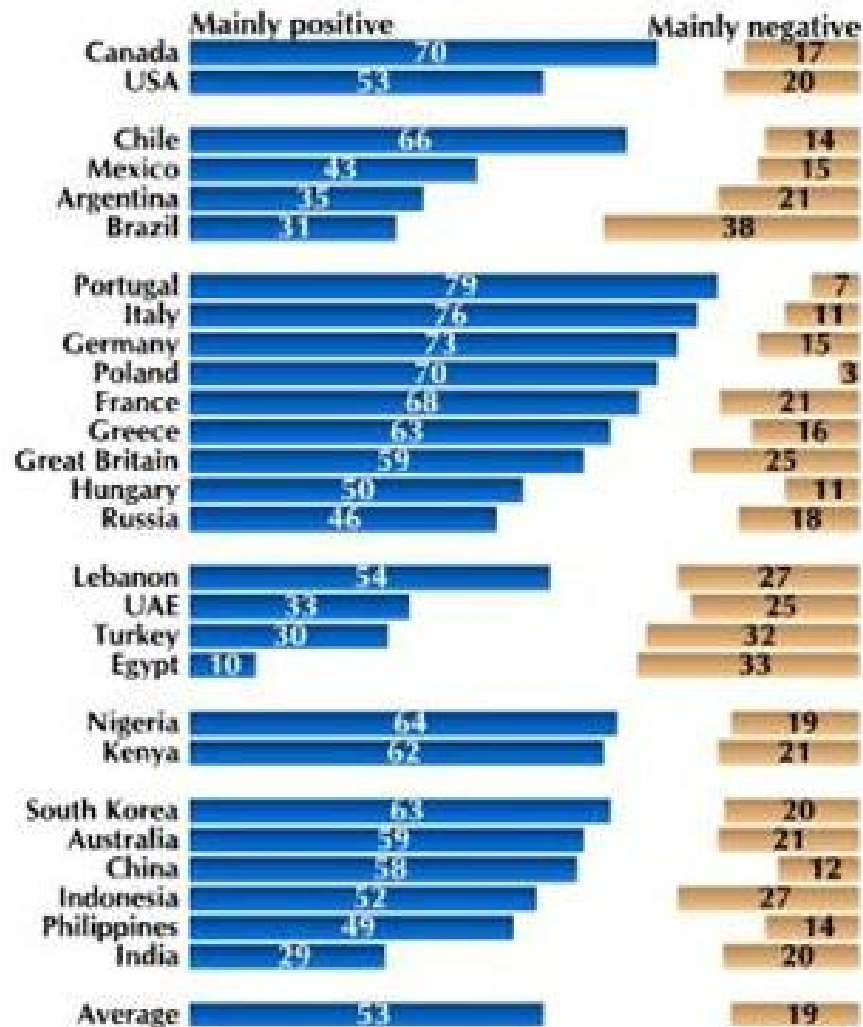


# Powers old and new





# Views on European influence





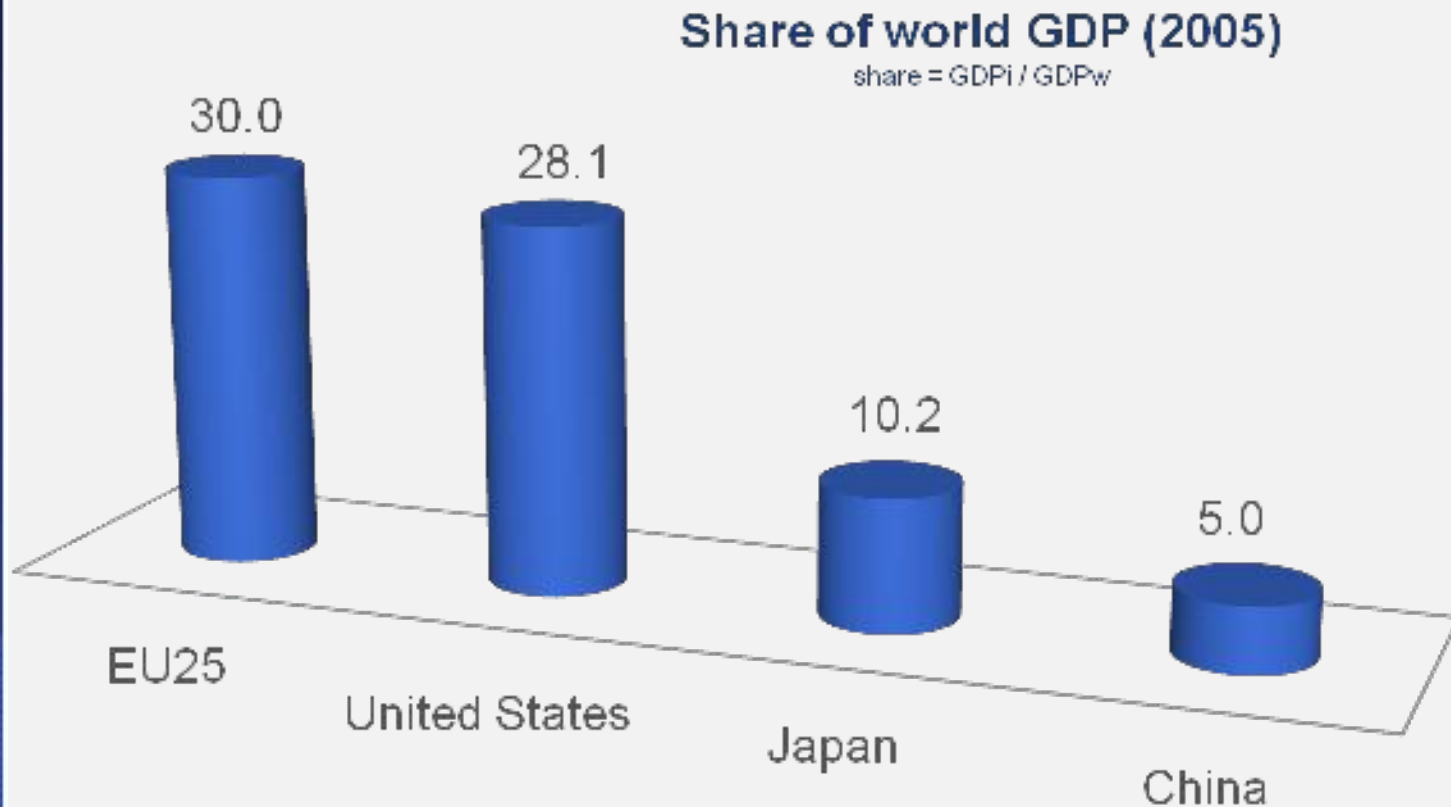
**The EU**



**Changing  
structure of IPE**



# The EU in world trade



Source: World Bank



**FDI:**  
€172 billion source  
€94 billion host

19% world trade  
17.1% world trade in goods  
26% world trade in services

Second largest  
importer in the  
world

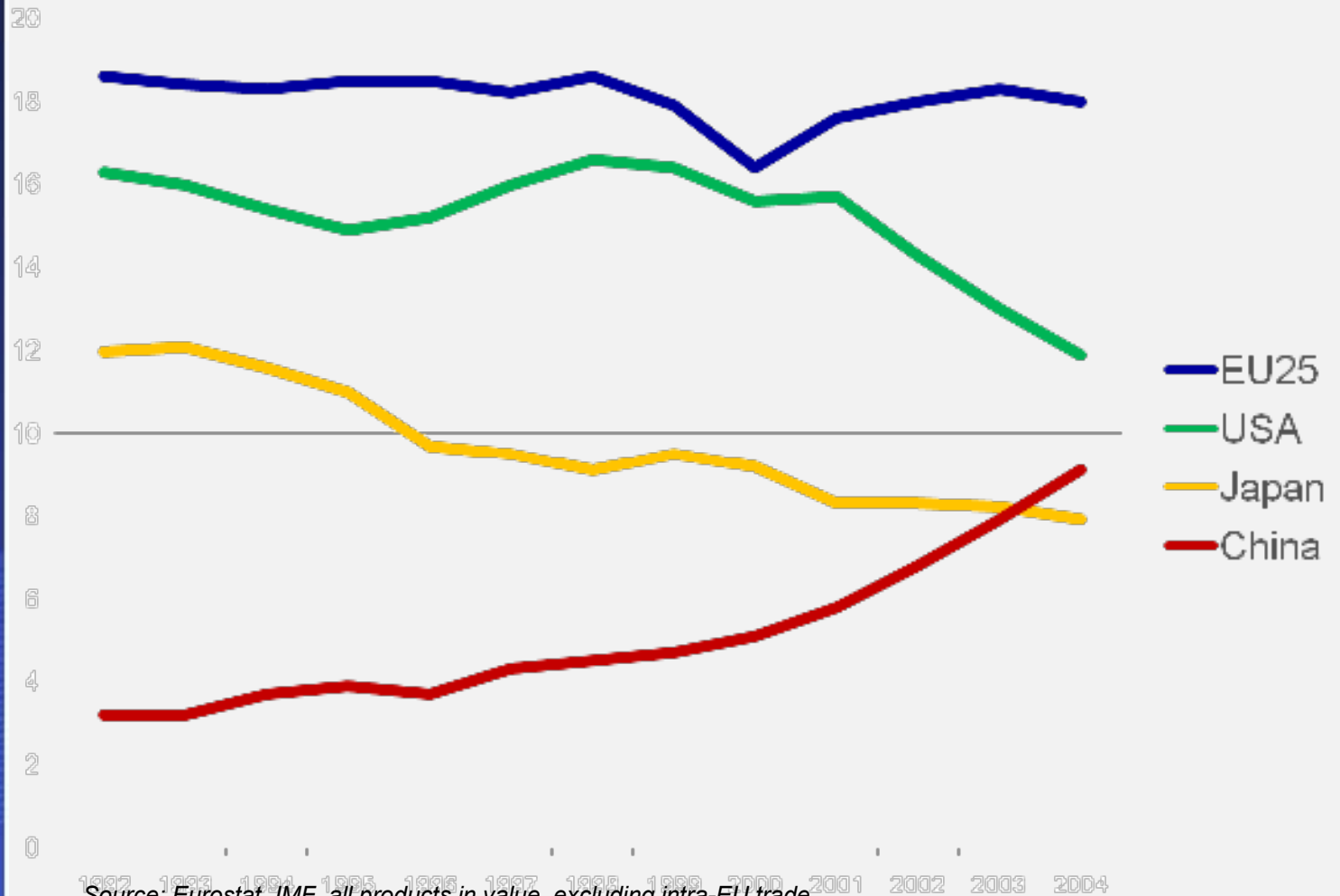
Largest exporter  
in the world



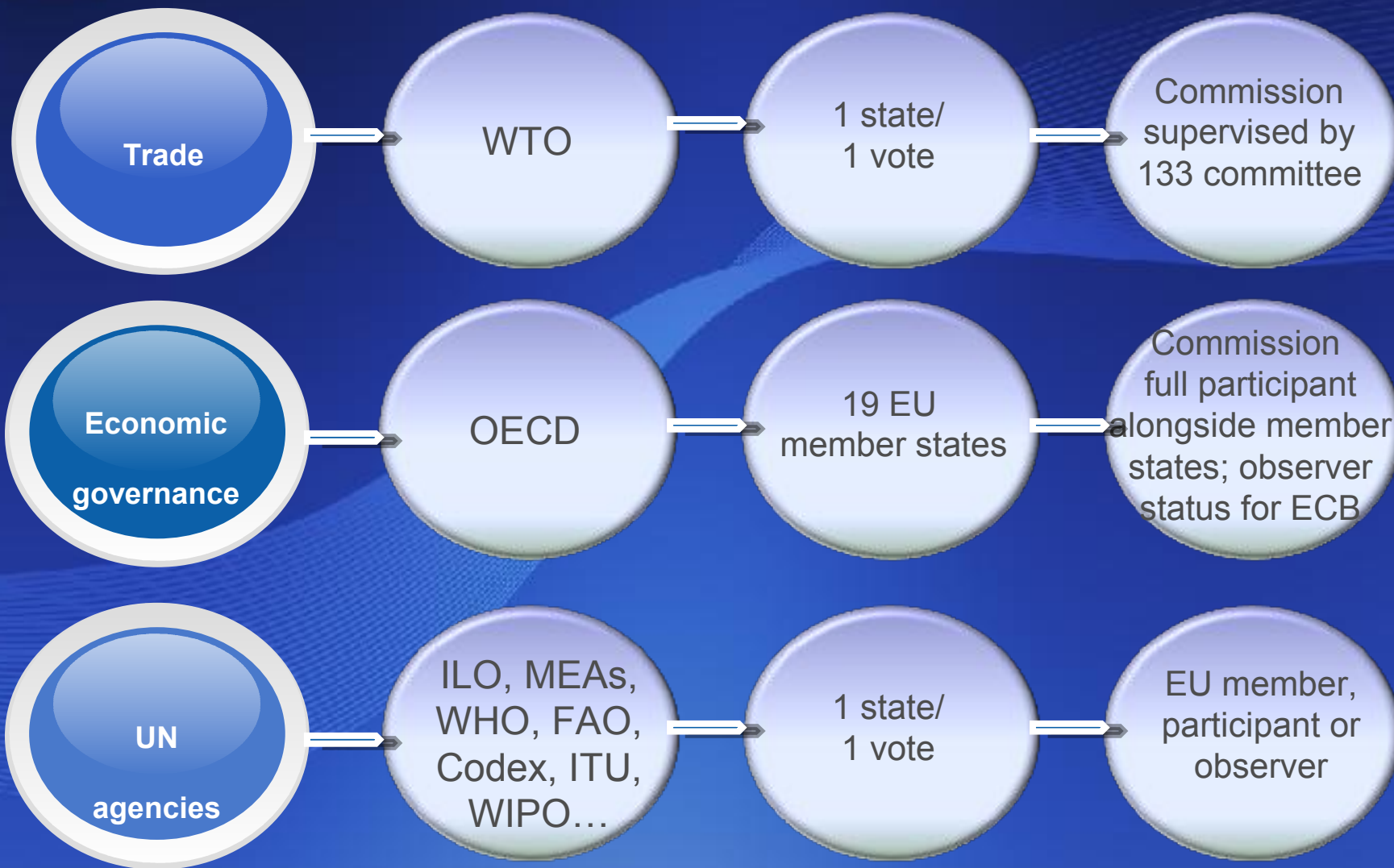


# Trends in world trade

## Market shares in world trade, 1992-2004 (%)

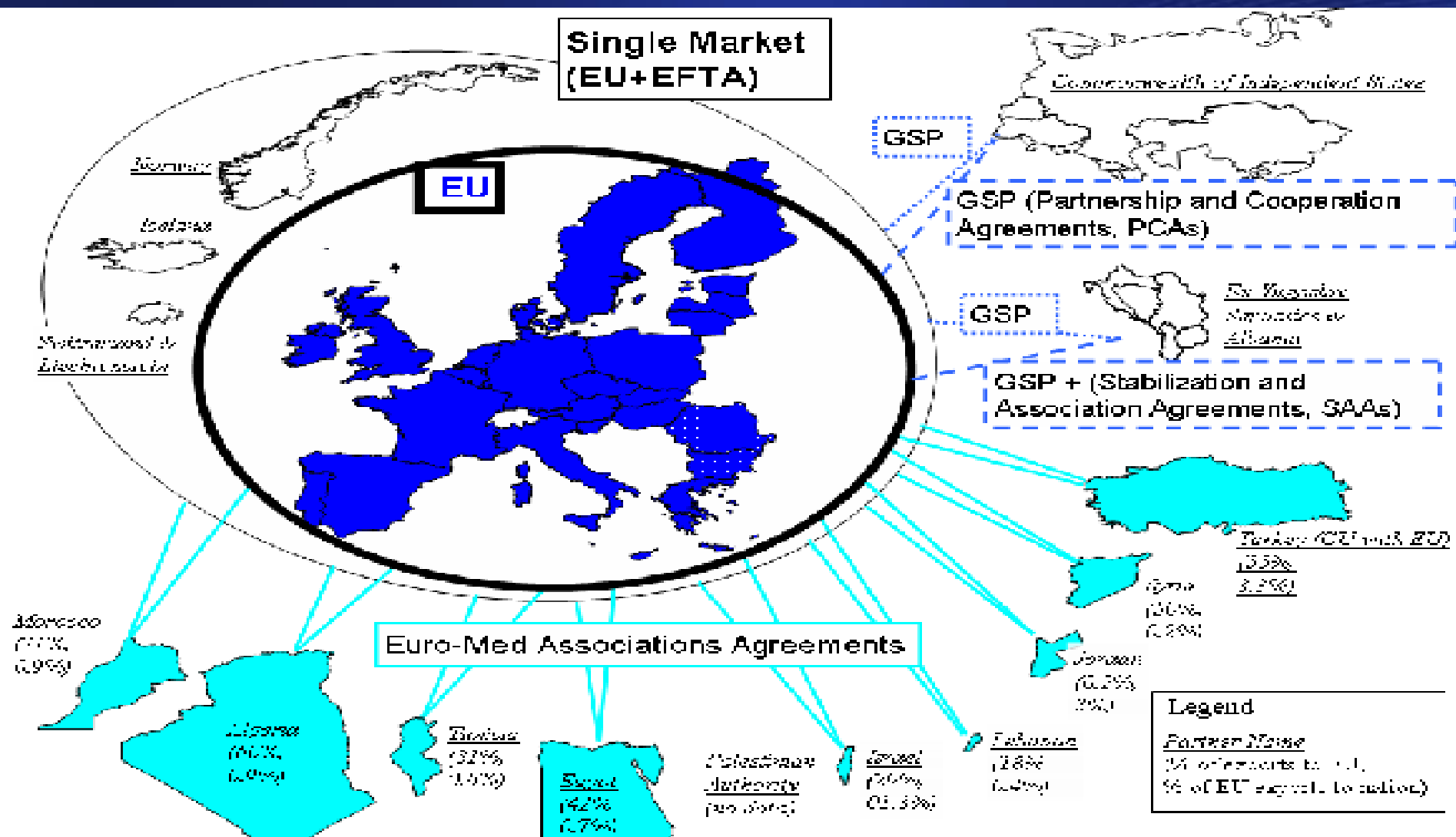


Source: Eurostat, IMF, all products in value, excluding intra-EU trade





# Preferential trade arrangements





# The euro goes global

- €-denominated international debt approx 49% of outstanding stock of international bonds and notes
- Forex: the euro is the second most actively traded currency after the US\$
- The €–US\$ currency pair is the most actively traded pair in global foreign exchange markets (more than 25% of global turnover)
- More than 26% of global foreign exchange reserves held in €





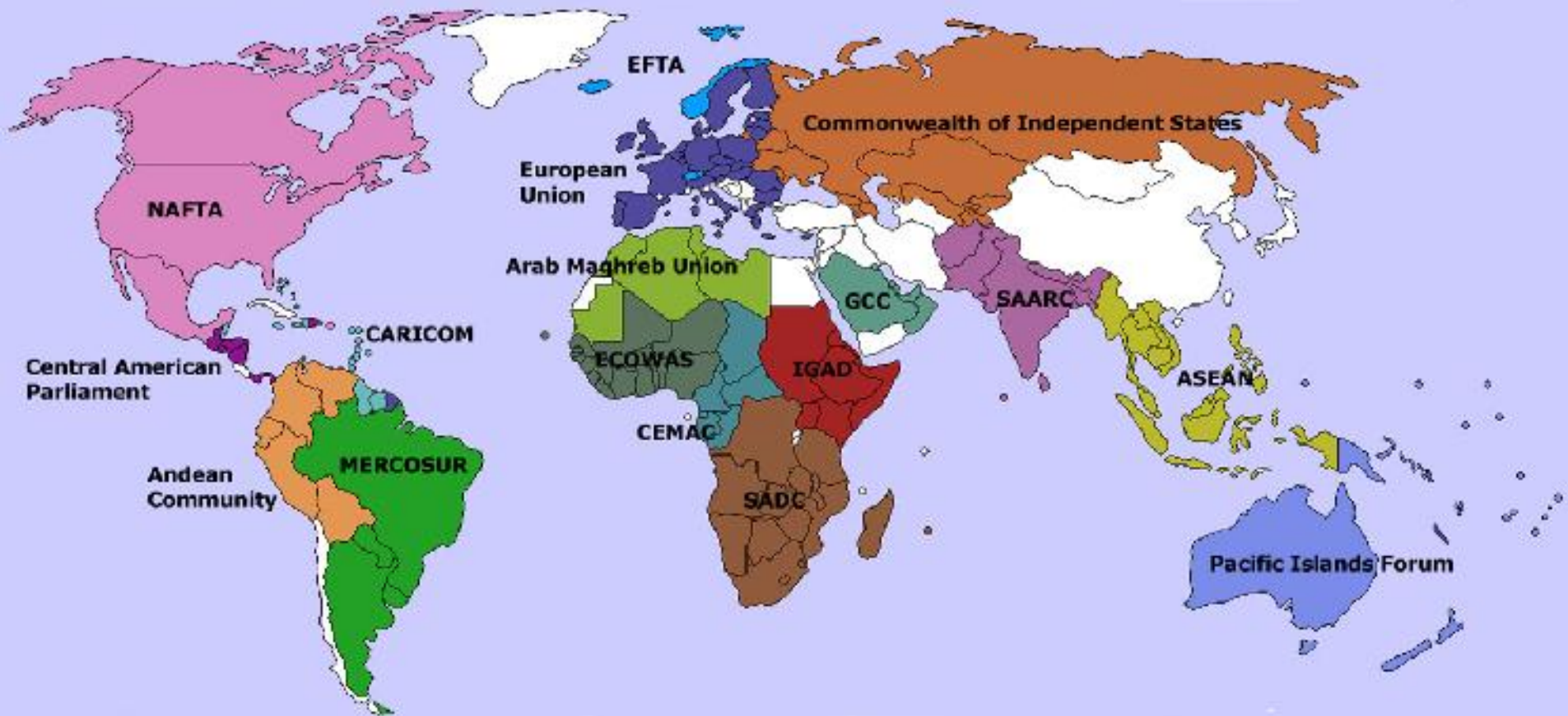
**The EU**




**Increasing  
institutionalisation  
of IR**



# Regionalisation of international relations
















# UNSC and G8 representation

							
G-8	X	✓	X	X	✓	✓	France, Germany, Italy, UK, European Commission, EU Presidency
UNSC	X	✓	X	✓	✓	X	UK & France members
% UN budget	0.876	1.200	0.450	2.667	26.086	16.624	38.650

Source: United Nations, 2008





# Defence comparisons



**Size of  
armed forces  
(‘000)**

**326**

**1027**

**1281**

**2185**

**1540**

**230**

**2078**

**Defence  
budget  
(US\$bn)**

**20.6**

**32.2**

**26.5**

**46.2**

**552.6**

**41.0**

**307.1**

**Defence  
expenditure  
as % of GDP**

**1.6**

**1.5**

**2.3**

**1.4**

**4.0**

**0.9**

**1.3**

Source: International Institute for Strategic Studies, 2009





# Aperçu des missions et opérations de l'Union européenne

Juin 2008

Missions civiles: missions en cours / missions achevées

Opérations militaires: opérations en cours / opérations achevées

Autres missions:

EUSR border teams Moldavie/Ukraine  
et Géorgie, au cas du sud

## Afrique

### EU SSR Guinée-Bissau

Depuis 2008  
Effectif: 36

### EUSEC RD Congo

Depuis 2005  
Effectif: 40

### EUPOL RD Congo

Depuis 2007  
Effectif: 39

### EUFOR Tchad/RCA

2008-2009  
Effectif: 3700

### EJPOL Kinshasa

RD Congo, 2005-2007

### Soutien à AMIS II

Soudan/Darfour, 2005-2006  
Effectif: 31 civils et 20 militaires

### ARTEMIS

RD Congo, 2003  
Effectif: 1900

### EJPOR Congo

RD Congo, 2006  
Effectif: 2500

## Caucase du Sud

### EUJUST THEMIS

Géorgie, 2004-2005

## Asie

### EUPOL AFGHANISTAN

Mission de police, depuis 2007  
Effectif: 230

### AMM Monitoring Mission

Acéhi/Indonésie, 2005-2006

## Balkans occidentaux

### EULEX BOSNIE

Phase pré-opérationnelle  
Effectif: 1900

### EUHRM

Bosnie-Herzégovine, depuis 2003  
Effectif: 182

### EUPOL ALTHEA

Bosnie - Herzégovine, depuis 2004  
Effectif: 2500

### EUPOL PROXIMA

Ancienne République yougoslave  
de Macédoine (ARYM), 2004-2005

### EUPWT

Ancienne République yougoslave  
de Macédoine (ARYM), 2006

### CONCORDIA

Ancienne République yougoslave  
de Macédoine (ARYM), 2003

## Moyen-Orient

### EUJUST LEX

Irak/Bruxelles, depuis 2005  
Effectif: 25

### EUPOL COPPS

Territoires palestiniens, depuis 2006  
Effectif: 31

### EUBAM Rafah

Territoires palestiniens, depuis 2005  
Effectif: 27

Source: European Union, 2008

