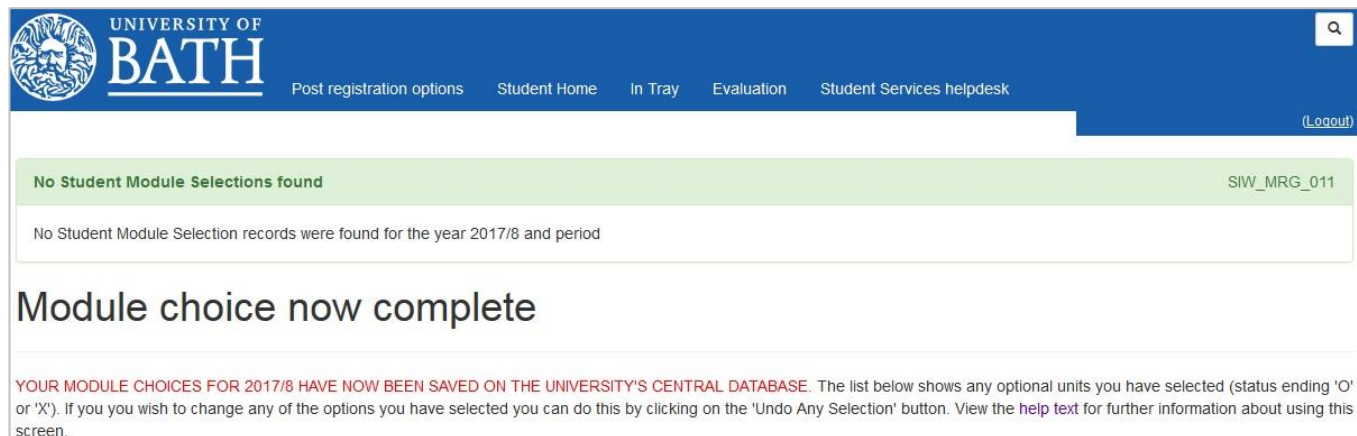


## Possible error messages when choosing optional modules in SAMIS

Error messages which may appear when you first access the unit selection system...



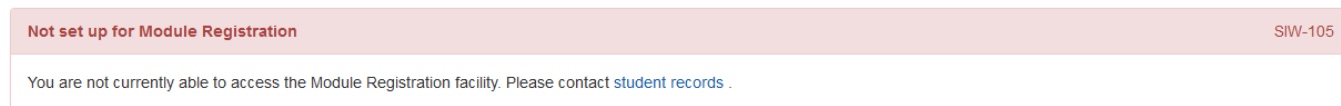
The screenshot shows the University of Bath SAMIS interface. At the top is a blue header with the University of Bath logo and navigation links: 'Post registration options', 'Student Home', 'In Tray', 'Evaluation', and 'Student Services helpdesk'. A search icon is in the top right. Below the header, a green message box states 'No Student Module Selections found' with the code 'SIW\_MRG\_011'. The message text reads: 'No Student Module Selection records were found for the year 2017/8 and period'. Below this, a heading 'Module choice now complete' is followed by a red text block: 'YOUR MODULE CHOICES FOR 2017/8 HAVE NOW BEEN SAVED ON THE UNIVERSITY'S CENTRAL DATABASE. The list below shows any optional units you have selected (status ending 'O' or 'X'). If you wish to change any of the options you have selected you can do this by clicking on the 'Undo Any Selection' button. View the [help text](#) for further information about using this screen.'

You will see this message if you only have compulsory units to take in 2017/18. You can view a list of your compulsory units via the 'Current modules' link on your SAMIS Student Home page. If you are expecting to choose options but see this message you may be on the wrong programme, contact support (email: [registration@bath.ac.uk](mailto:registration@bath.ac.uk)) for advice.



## System Message

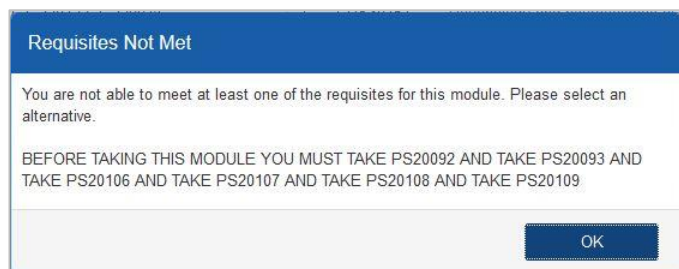
A system message relating to your current request is displayed below -



The screenshot shows a red message box with the title 'Not set up for Module Registration' and the code 'SIW-105'. The message text reads: 'You are not currently able to access the Module Registration facility. Please contact [student records](#).'

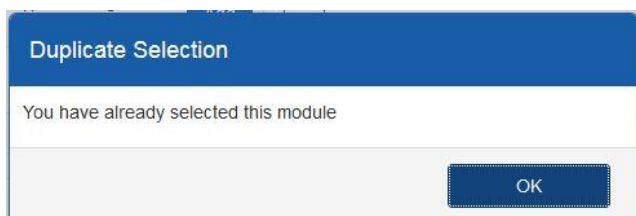
If you see this message then this means that data has not yet been set up to allow you to choose your options. Please contact support (email: [registration@bath.ac.uk](mailto:registration@bath.ac.uk)) for advice.

Error messages which may appear when you are selecting units...



The screenshot shows a blue header 'Requisites Not Met'. The message text reads: 'You are not able to meet at least one of the requisites for this module. Please select an alternative.' Below this, it lists the requisites: 'BEFORE TAKING THIS MODULE YOU MUST TAKE PS20092 AND TAKE PS20093 AND TAKE PS20106 AND TAKE PS20107 AND TAKE PS20108 AND TAKE PS20109'. An 'OK' button is at the bottom right.

This means that you have not met one or more rules for the unit you have selected (e.g. you haven't previously taken the correct pre-requisites). [Further information about module rules.](#)



The screenshot shows a blue header 'Duplicate Selection'. The message text reads: 'You have already selected this module'. An 'OK' button is at the bottom right.

You are trying to choose a unit you have already selected

## Possible error messages when choosing optional modules in SAMIS

**Module Full**

The module you have selected is full and cannot accept any more students.

You can ask to be added to a waiting list for this module if you wish. Please make a note of the module code and then choose an alternative option. A link to the waiting list will be available once you have completed the module selection process.

OK

The unit you are trying to choose is full – you will need to select an alternative option but can [ask to join the waiting list](#) for this module if you wish

**Too many credits**

You have selected the maximum number of modules or credits from this group.

OK

You have chosen the maximum number of units from the group already – if you wish to change your mind, you will need to drop one of your existing choices first

### Error messages which may appear when you try to submit your selections...

**Selections Not Valid**

This means that either:

- You have not selected enough credits/modules from one or more groups of options (you may need to scroll down the page to see all available lists);
- One of the modules you have selected is now full.
- You are not permitted to take at least one of your selected modules;

Hover over any icons for additional information (after closing the dialog):

✗ is displayed for any errors

! is displayed for any warnings (which do not prevent your re-submission)

Once you are satisfied with any changes, submit your selections again.

OK

Either you have not chosen enough units/credits from one or more of the groups of options included in your programme (you will not be able to submit your selections until you have chosen the appropriate number of options from each group) or one of the units you have selected is now full.

Look for the ✗ symbol in your list of selected options to indicate a problem.

**Rule Failure**

Your selections do not meet the following rules:

- From groups marked with "TOTAL CREDIT: Total credits needed from options" you must select 42 credits. You have selected 36 credits from those rows

Hover over any icons for additional information (after closing the dialog):

✗ is displayed for any errors

! is displayed for any warnings (which do not prevent your re-submission)

Once you are satisfied with any changes, submit your selections again.

OK

Your choices do not meet one or more overarching rules for the programme (in this case too many level 2 units have been selected). You will need to change some of your option choices to ensure you meet all criteria for the programme before you can submit your selections