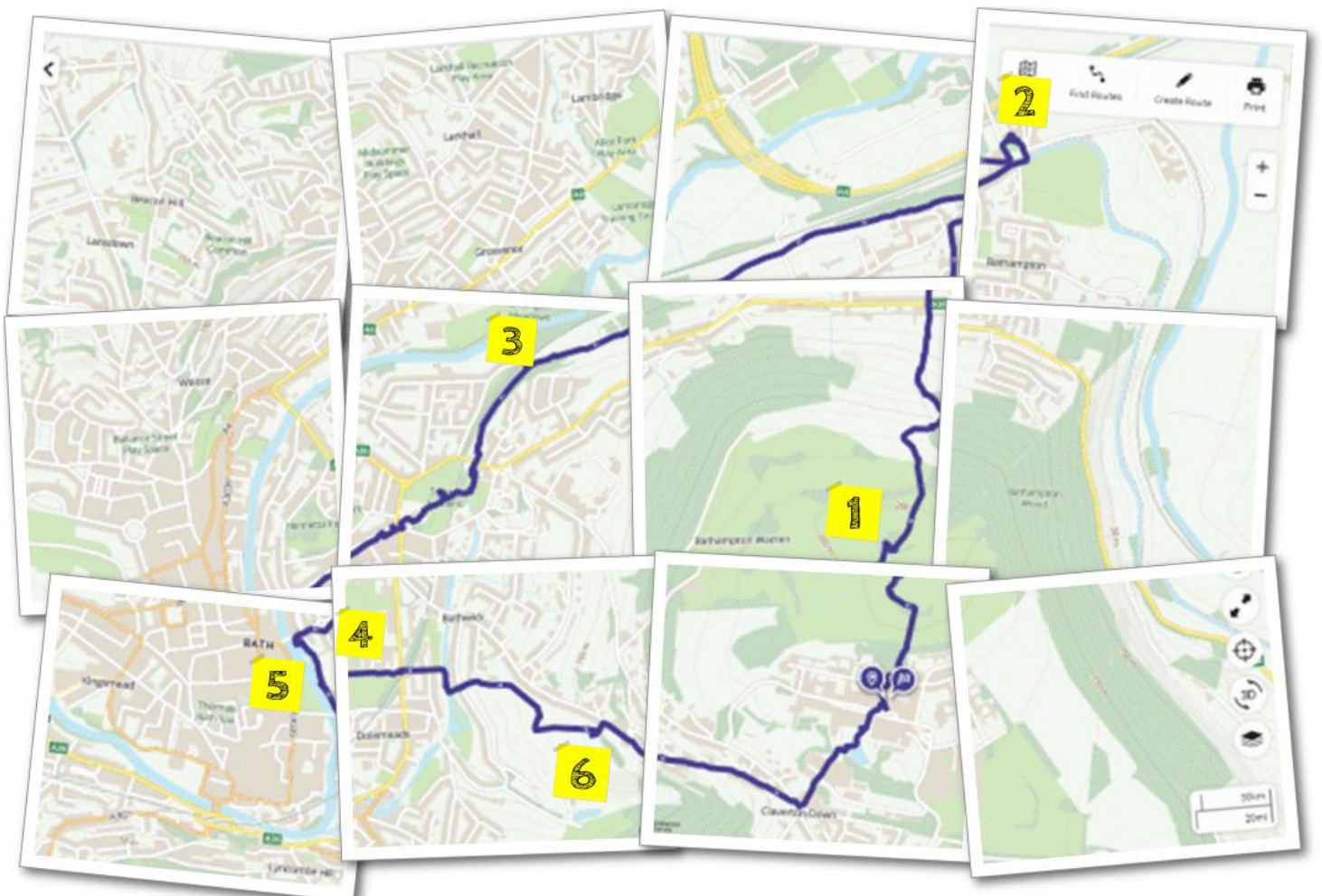


Good Friday & Easter Weekend

Bath Walk



Easter 2025



1. Start off from the Chaplaincy and head north, past 3East. When you get to the road look across to the new memorial woodland garden



2. Head east and then go up the woodland track before the direction sign.



3. Cross the Golf Course (look out for incoming balls from the left) and past the reservoir.



4. Stop here and look to your left for the trig point. Stop at the Trig Point for **PRAYER STATION 1: Preparing to Walk with God (Jeremiah 29: 11).**

Then return to the path and proceed north, north east. Then follow the track north, down past the green and through a gate.



5. Look north to Solsbury Hill, follow the path and before the bench turn down to the right.

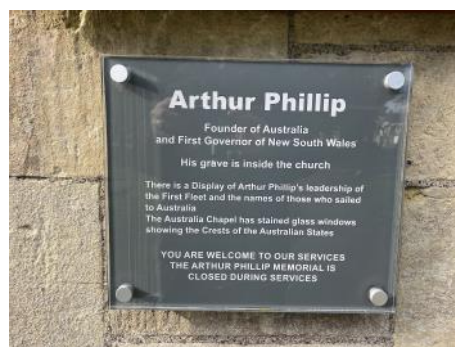


6. Follow the track down into Bathampton. Cross the A36. At the bottom of the road turn right and cross the canal to get to the Church.



7 -10. Enjoy the peaceful churchyard. Note the information on Arthur Philip and if the church is open go inside and find out more. **PRAYER STATION 2: PRAY FOR THE WORLD.**

Go out of the Church past the pub and up onto the canal towpath. Turn right towards Bath.





11. Turn and look behind you. Enjoy the calm water and canal boats. Start thinking of Prayer Station 3: Dealing with worries.



12. Note the approach into the City of Bath.



13. Pause here for **PRAYER STATION 3: DEALING WITH WORRY (LUKE 8: 22 – 25).**



14. Follow the towpath into the tunnel.



15. Then turn right off the towpath into Sydney Gardens. Head southwest.



16. Stop for a coffee and chocolate brownie! Cross the road to Pulteney Street.



17. Enjoy the grandeur of Pulteney Street as you walk down it towards Bath City Centre.



18. Past the fountain but before you get to the Bridge; see this on your left hand side. Go down the spiral staircase to the riverside walk.



19. **PRAYER STATION 4: THE RIVER OF LIFE & HEALING (EZEKIEL 47: 1 - 12).**

Then continue.

As you pass the rugby ground look over to the Abbey—the Lantern of the West. This is **PRAYER STATION 5: THE LIGHT OF THE WORLD (JOHN 8: 12).**



20. Continue along the path, look out for Peregrine Falcons nesting in the spire of St John's Roman Catholic Church. Before the bridge go through the entrance on the left and up a spiral staircase to the road above. Turn left.



21. Cross the ringroad and go through the arch under the railway line. Walk straight east up to the canal and turn right.



22. Go along the canal and over the small black and white footbridge. Up across the road, up some steps and then turn right through the stile onto Bathwick Fields.



23. Enjoy the view down to the city. Look out for the London train. Note how many churches you can see.


PRAYER STATION 6: FOR UNITY - THE ONE WORLDWIDE CHURCH IN CHRIST'S NAME (JOHN 17: 22 - 23). Then go on up, and at the top of the field, through another stile onto Bathwick Hill. Go up.



24. At the top of Bathwick Hill, as North Road comes in on the left, enter the University and go up Soldier Down Lane. Go past this building and continue up the road.



25. Take the path to the University Lake.



26. Nearly home! The Lake - look out for the heron...



27. Leave the path and follow the trees to climb up past the grass amphitheatre.



28. Look for the steps beyond the tree.



29. Up onto the Parade and to the right of the Library to return to the Chaplaincy.



30. Wishing you all a very Happy Easter from the Chaplaincy Team!