

Andrew Eagleton-Mitchell
UG Admissions Manager



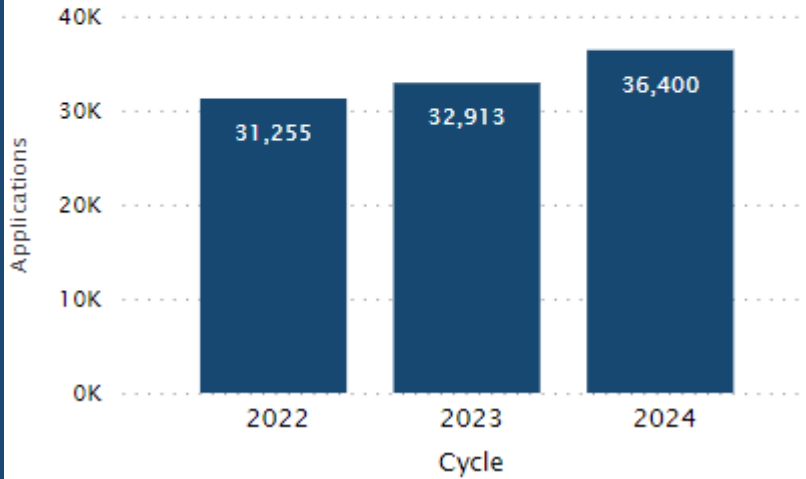
Our Numbers

Applications

Applications (2024)

36,400

Last year: 32,913 (+10.6%)

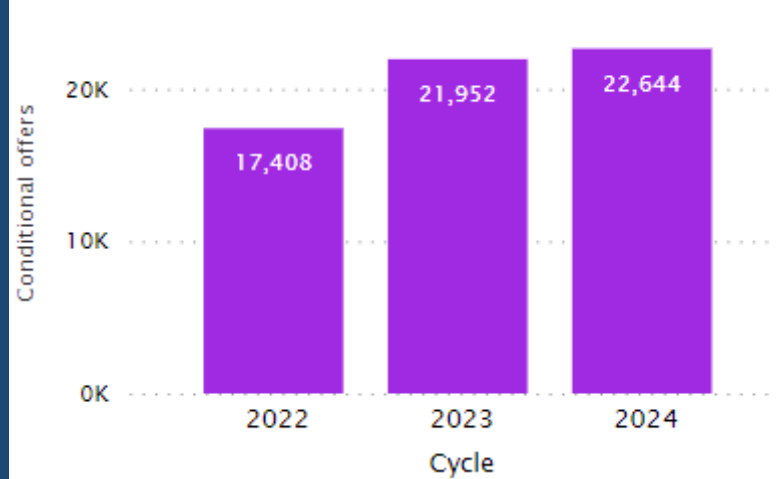


Conditional Offers

Conditional Offers (2024)

22,644

Last year: 21,952 (+3.2%)

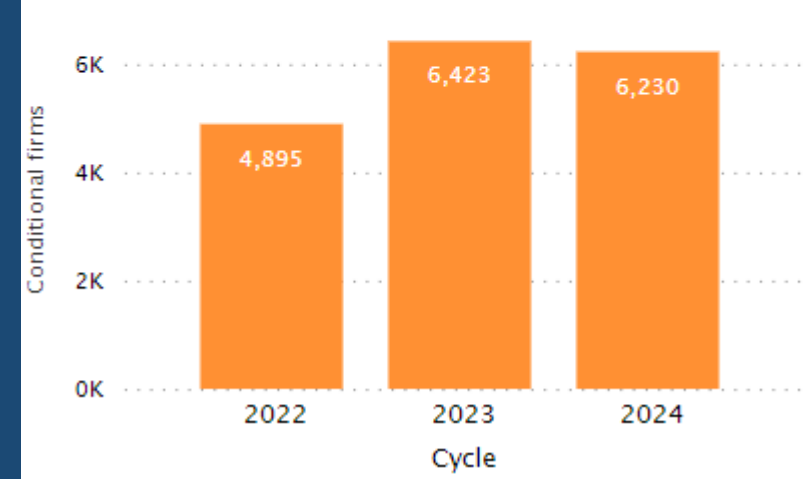


Conditional firms

Conditional firms (2024)

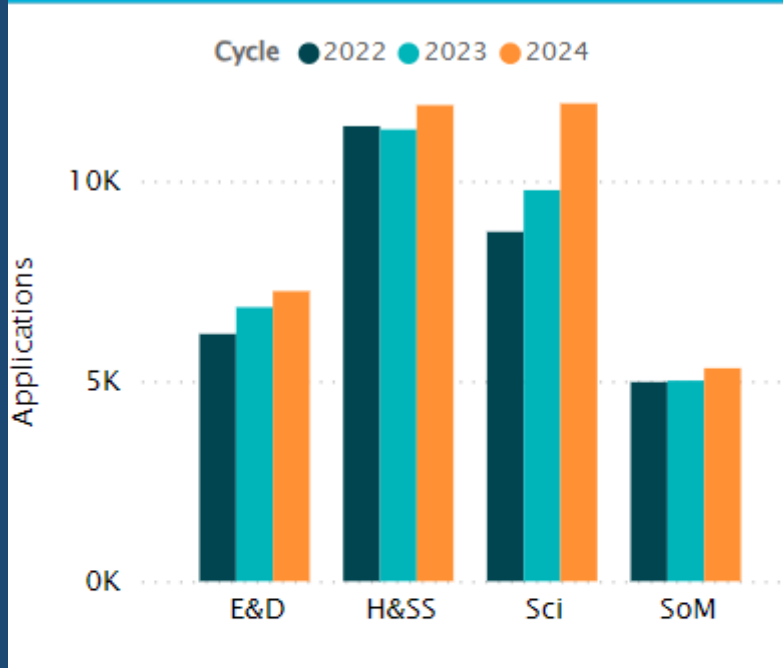
6,230

Last year: 6,423 (-3%)



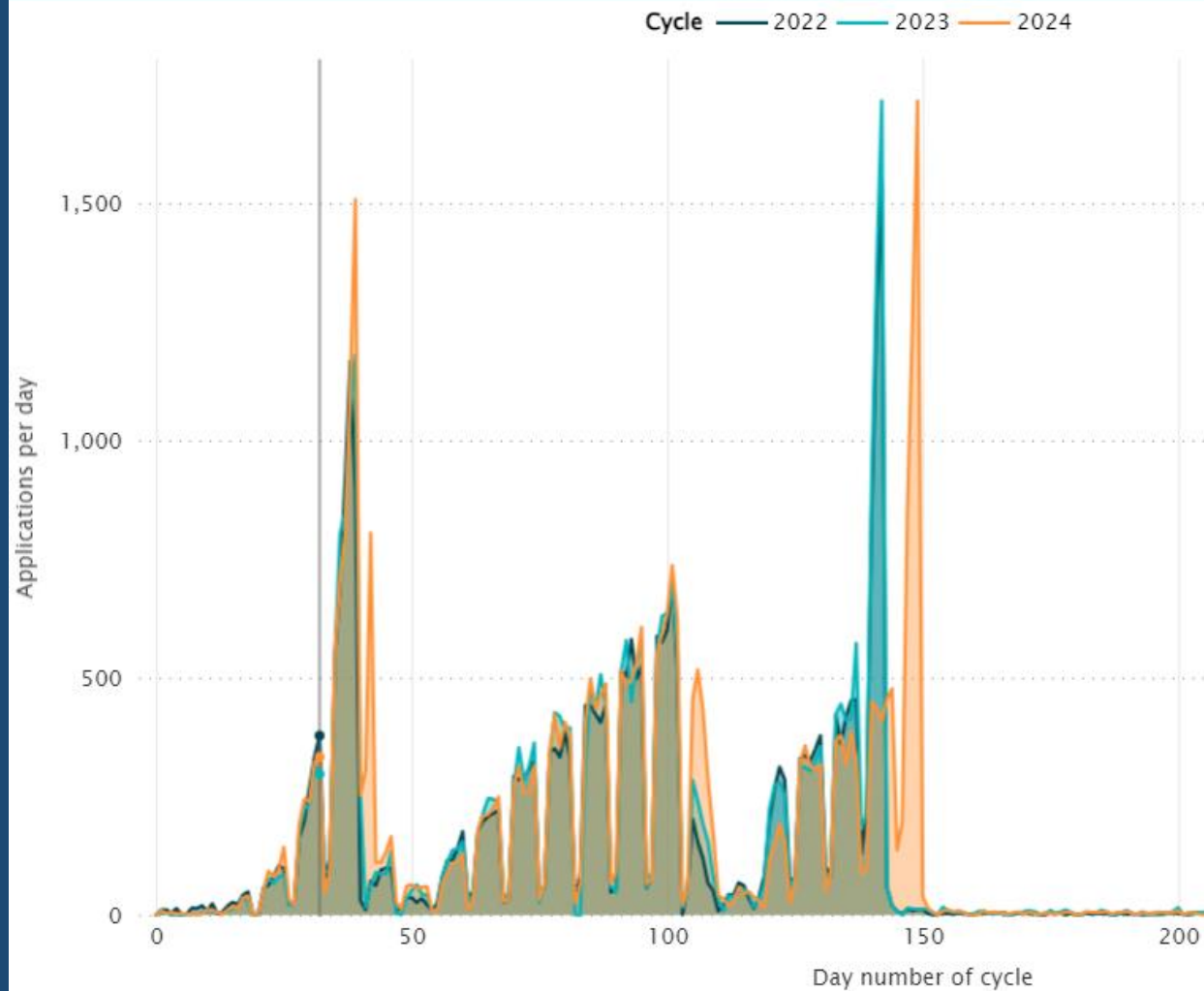
Our Numbers – continued

Applications by Faculty > Dep't > Course Group



Faculty	2022	2023	2024	2024 vs 2023 %
⊕ E&D	6,178	6,845	7,246	5.9% ▲
⊕ H&SS	11,370	11,286	11,894	5.4% ▲
⊕ Sci	8,730	9,770	11,937	22.2% ▲
⊕ SoM	4,977	5,012	5,323	6.2% ▲
Total	31,255	32,913	36,400	10.6% ▲

Daily applications by cycle



The Sector's Numbers



+10%

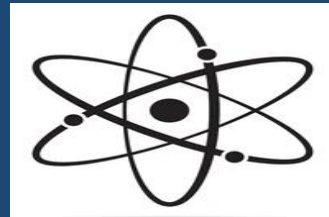


-6%


594,940
on-time
applicants



-0.3%



+7.5%



-6%



+7%



-6%



Ensuring Fairness in an Age of Competition

Taking our time; no rushed decisions

Holistic admissions process

Contextual and alternative offers

Continuous academic liaison



What Now for 2024 and 2025?

Update offer-holder contact details

Places available for 'Near Misses'

Check what's in Clearing

Avoid pressurised decision-making

More applications; longer waits?

Strategic use of the UCAS choices and Firm and Insurance options

Difficult decisions for fairness, equity and the student experience

Applicants, teachers and advisors can always engage with us



Comments and Questions

You can always email me: ae239@bath.ac.uk

