



## **UNIVERSITY OF BATH TRAVEL PLAN**

**2019/20 Baseline Report**

**March 2020**

**IMA-19-199**

11 Kingsmead Square Bath BA1 2AB  
T: 01225 444011  
F: 01225 444550  
E: [bath@ima-tp.com](mailto:bath@ima-tp.com)

## CONTENTS

<b>1</b>	<b>EXECUTIVE SUMMARY .....</b>	<b>1</b>
<b>2</b>	<b>BACKGROUND.....</b>	<b>6</b>
2.1	Introduction.....	6
2.2	Student and Staff Numbers .....	6
2.3	Collected Baseline Data .....	8
<b>3</b>	<b>AUTOMATIC TRAFFIC COUNT DATA.....</b>	<b>9</b>
3.1	Introduction.....	9
3.2	ATC Survey Data.....	9
3.3	Change in Traffic Flows .....	12
3.4	Vehicle Category Split.....	14
3.5	Speed Survey.....	14
3.6	ATC Data Summary.....	15
<b>4</b>	<b>MANUAL TRAFFIC COUNT DATA.....</b>	<b>16</b>
4.1	Introduction.....	16
4.2	Manual Count Data .....	16
4.3	Comparison of 2018 Flows with Previous Years.....	17
4.4	Pedestrian & Cycle Movements .....	19
4.5	Car Share .....	20
4.6	Manual Classified Count (MCC) Summary .....	21
<b>5</b>	<b>CAR PARKING SURVEYS .....</b>	<b>22</b>
5.1	Introduction.....	22
5.2	Car Parking on Campus .....	22
5.3	Current Parking Regime .....	23
5.4	Campus Wide Car Parking.....	25
5.5	Main Car Parks - Beat Surveys .....	27
5.6	Car Parking Summary .....	29
<b>6</b>	<b>BUS SURVEYS ANALYSIS.....</b>	<b>31</b>
6.1	Introduction.....	31
6.2	Current Bus Provision and Capacity .....	31
6.3	Analysis of Service Provision.....	32
6.4	Analysis of Bus Usage - University Stops .....	32
6.5	Residual Queues and Potential Wait Times.....	35
6.6	Bus Survey Summary .....	38
<b>7</b>	<b>CYCLE PARKING SURVEY.....</b>	<b>40</b>
7.1	Introduction.....	40
7.2	Cycle Parking Usage.....	40

7.3	Cycle Parking Summary.....	41
<b>8</b>	<b>MODAL SHARE .....</b>	<b>42</b>
8.1	Introduction.....	42
8.2	Modal Share .....	42

**FIGURES**

- Figure 1 - AM Peak Flows (08:00-09:00)
- Figure 2 - AM Peak Flows (09:00-10:00)
- Figure 3 - PM Peak Flows (16:00-17:00)
- Figure 4 - PM Peak Flows (17:00-18:00)

**GRAPHS**

- Graph 3.1 - Daily ATC In/Out Flows for Quarry Rd and Convocation Ave (Nov 2019)
- Graph 3.2 - Daily ATC 2-Way Flows for Quarry Rd and Convocation Ave (Nov 2019)
- Graph 3.3 - Av. Weekday ATC 2-Way Flow Profile: Quarry Rd ('07, '17, '18 & '19)
- Graph 3.4 - Av. Weekday ATC 2-Way Flow Profile: Convocation Ave ('07, '17, '18 & '19)
- Graph 3.5 - Av. Weekday ATC 2-Way Flow Profile: Combined Access ('07, '17, '18 & '19)
- Graph 4.1 - MCC - Inbound Flows - Tuesday 19th November 2019
- Graph 4.2 - MCC - Outbound Flows - Tuesday 19th November 2019
- Graph 4.3 - Car Sharing for Inbound Cars (08:00-18:00) - November 2019
- Graph 4.4 - Car Sharing for Outbound Cars (08:00-18:00) - November 2019
- Graph 5.1 - Campus Weekly Parking Profile - November 2019
- Graph 5.2 - Eastern Car Park Occupancy Profile - November '09, '16, '17, '18 & '19
- Graph 5.3 - Southern Car Park Occupancy Profile - November '09, '16, '17, '18 & '19
- Graph 5.4 - STV Car Park Occupancy Profile - November '09, '16, '17, '18 & '19
- Graph 5.5 - West Car Park Occupancy Profile - November '09, '16, '17, '18 & '19
- Graph 6.1 - Arrivals Square Arrival Profile - November '09, '16, '17, '18 & '19
- Graph 6.2 - Arrivals Square Departure Profile - November '09, '16, '17, '18 & '19
- Graph 6.3 - Total Alights and Boards per Hour - November 2019
- Graph 6.4 - Arrivals Square PM Peak (16:00-19:30) Boarding and Queuing - Nov 2019
- Graph 7.1 - Cycle Parking Occupancy Profile - November 2019
- Graph 8.1 - Modal Share for Two-way Movements (08:00-18:00) November 2019

## **PLANS**

Plan 1 - Site Plan with Traffic Count Locations

Plan 2 - Pedestrian and Cycle Count Location

Plan 3 - Surveyed Car Parks on Campus

Plan 4 - Bus stop Locations

Plan 5 - Cycle Parking Locations

## **APPENDICES**

Appendix 1 - ATC Count Data: Quarry Rd and Convocation Ave (Nov 2019)

Appendix 2 - Manual Classified Count Data: Both Junctions (Nov 2019)

Appendix 3 - Pedestrian Count (Nov 2019)

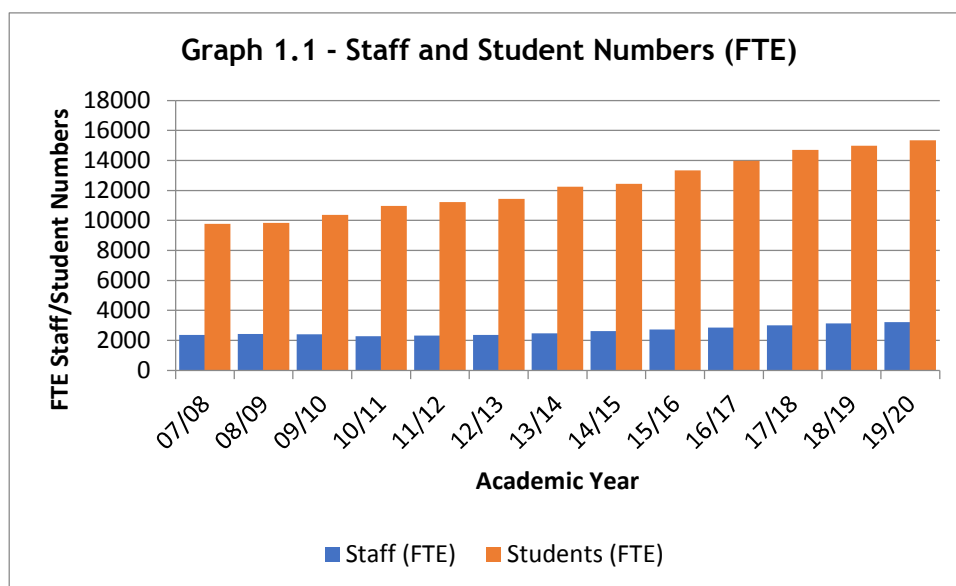
Appendix 4 - Car Park Survey Data (Nov 2019)

Appendix 5 - Bus Survey Data (Nov 2019)

Appendix 6 - Cycle Parking Data (Nov 2019)

## 1 Executive Summary

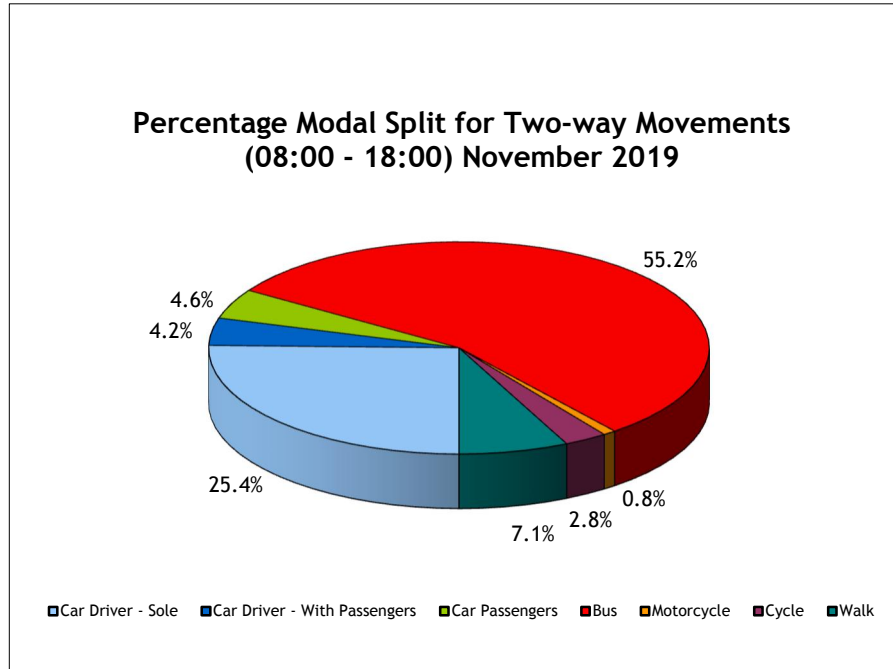
- 1.1.1 This Baseline Report summarises the current (November 2019) transport conditions at the Claverton Down Campus of the University of Bath and compares them, as appropriate, against survey data for previous years.
- 1.1.2 The University has from 2007, with the exception of 2008, carried out annual traffic counts and surveys at its Claverton Down campus to monitor the effectiveness of its travel plan, transport policies and transport improvements in terms of the number of vehicles driven to the campus and on modal split.
- 1.1.3 The latest annual survey was carried out in November 2019, with manual counts and beat surveys being undertaken on Tuesday 19th November 2019 and ATC surveys of both vehicular accesses for the week of 19th November to 25th November 2019. Bus surveys were also undertaken on Tuesday 19th November 2019.
- 1.1.4 The fundamental purpose of a travel plan is to reduce car usage per person, and to encourage use of non-car modes of travel. One way to measure the effectiveness of a travel plan is calculate and track changes in modal share (i.e. the proportion of trips undertaken by different transport modes).
- 1.1.5 Graph 1.1 below illustrates the changes in staff and student numbers in the past few years based at the Claverton Down campus i.e. excluding University of Bath students based at other UK institutions, on a placement year and those wholly based overseas. It can be seen that since 2007, student numbers on campus have grown from just under 10,000 FTE students to just over 15,350 FTE students.



- 1.1.6 It is clear that student numbers in 2019/20 are significantly higher than when the travel plan was introduced in 2002, and also than were recorded for the first travel surveys carried out in 2007/8.
- 1.1.7 Since 2012 the University has been able to recruit as many high achieving students at A-level as they have wanted. From 2015 the intake of home/EU students has effectively been under the control of the University.
- 1.1.8 It can also be seen from the above graph that overall staff numbers have increased gradually since the 2007/8 surveys.

1.1.9 The surveys undertaken record all trips made to and from the campus including car passengers, and bus journeys including those passengers that board and alight at the bus stop on Bathwick Hill adjacent to The Avenue that then walk into campus via The Avenue.

1.1.10 Using the combined data from the annual surveys it is therefore possible to calculate the modal split of all trips to and from the University, and this has been done since 2007. The following chart shows the modal split recorded in 2019.



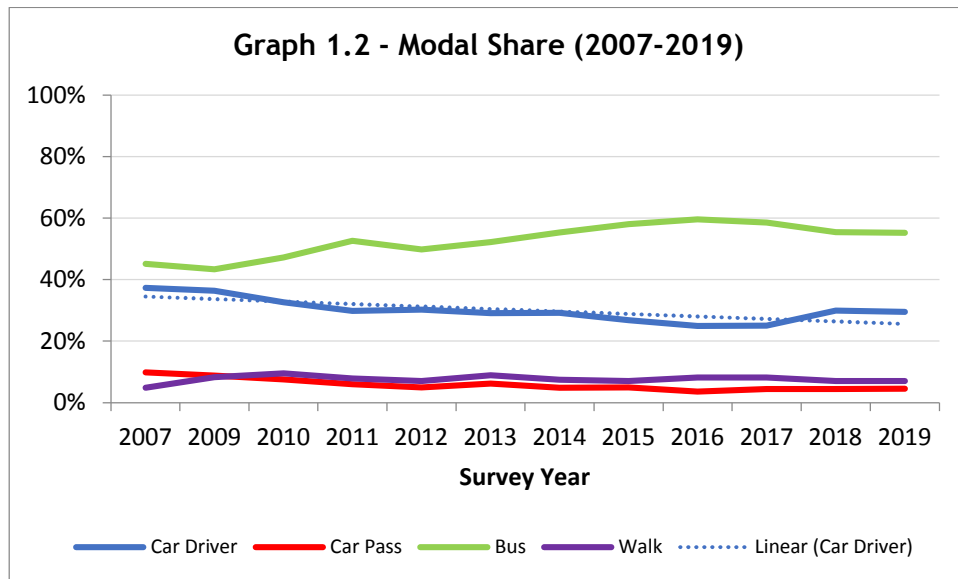
1.1.11 Table 1 summarises the calculated modal share for the Campus since 2007.

Year	Car Drivers			Car Pass	Bus	Walk	Cycle	Motorcycle	Total Movements
	Sole	With Pass	Total						
2007	29.7%	7.7%	37.4%	9.9%	45.1%	4.9%	1.9%	0.8%	15,111
2009	29.3%	7.6%	36.4%	8.8%	43.4%	8.3%	2.1%	1.0%	15,666
2010	26.1%	6.4%	32.6%	7.5%	47.2%	9.6%	2.3%	0.9%	17,872
2011	24.6%	5.2%	29.8%	6.0%	52.6%	7.9%	2.7%	1.0%	17,633
2012	27.7%	4.3%	32.0%	5.2%	52.9%	7.0%	2.2%	0.7%	17,966
2013	23.8%	5.2%	29.1%	6.2%	52.2%	8.9%	2.9%	0.7%	19,044
2014	25.0%	4.2%	29.2%	4.8%	55.3%	7.4%	2.6%	0.7%	18,695
2015	22.7%	4.1%	26.8%	4.9%	58.0%	7.0%	2.4%	0.9%	20,118
2016	21.8%	3.2%	25.0%	3.6%	59.6%	8.2%	3.0%	0.7%	22,736
2017	21.1%	3.9%	25.0%	4.4%	58.6%	8.2%	3.0%	0.8%	21,832
2018	26.1%	3.9%	30.0%	4.4%	55.4%	7.0%	2.6%	0.6%	19,485
2019	25.4%	4.2%	29.5%	4.6%	55.2%	7.1%	2.8%	0.8%	20,769

Table 1: Modal Share from 2007 to 2019 (08:00-18:00)

1.1.12 It can be seen that since 2007 the total number of two-way movements has grown by around 37%. Since 2007, the percentage of car driver trips has reduced from 37.4% to 29.5%. In comparison to 2018, the total number of two-way movements has increased by around 7% and there has been a slight decrease in car driver trips from 30.0% to 29.5%.

Graph 1.2 takes the modal share data from Table 1 and illustrates it graphically - due to the low overall percentages, cycle and motorcycle modal shares have not been plotted.



1.1.13 As can be seen from Graph 1.2, the general trend since the introduction of the Travel Plan has seen the proportion of car drivers decreasing whilst conversely the proportion of those travelling by bus and on foot have been increasing, although the reversal of this trend between 2017 and 2018 has plateaued in 2019, with the proportion of car drivers and the proportion of those travelling by bus and on foot has remained virtually the same.

1.1.14 Walking as a modal share has shown an overall increase from 4.9% in 2007 to its current level of 7.1%, broadly the same as 2018, when walking had a modal share of 7.0%.

1.1.15 In 2007 there were 745 two-way walking trips recorded compared to 1,469 trips in 2019. This is a significant increase and there has also been an increase since 2018 when 1,367 trips were recorded and is in spite of the location of the Campus i.e. being on the eastern fringes of Bath and set atop Bathwick Hill.

1.1.16 The number of car trips has increased between 2018 and 2019 from 5,840 to 6,134. In 2007, 5,654 two-way car trips were recorded compared with 6,134 trips in 2019 (between 08:00-18:00) and so there has been an 8.5% increase in car movements since 2007.

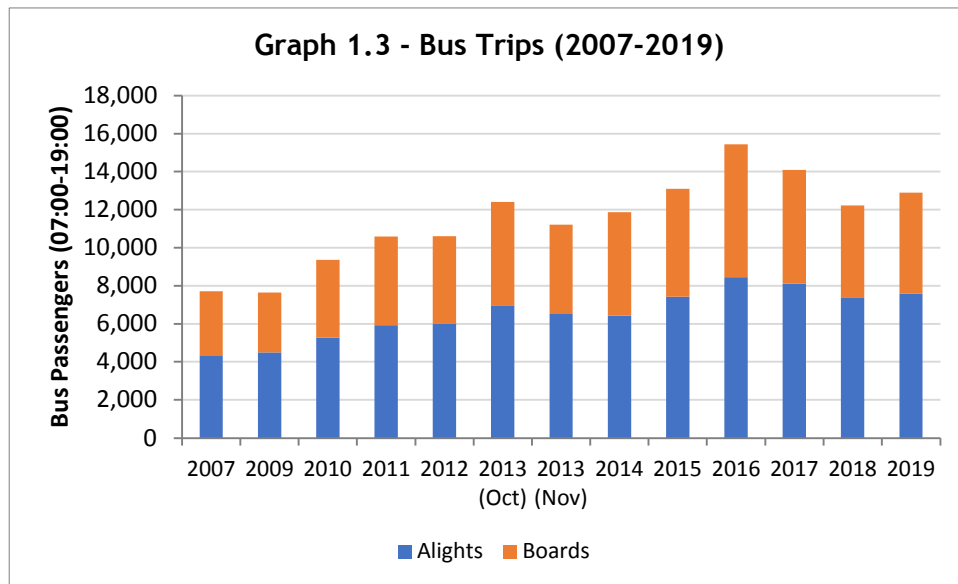
1.1.17 Bus travel is the highest used mode of transport at the Claverton Down Campus. Bus surveys were conducted at the three main University stops those being the top of Bathwick Hill, the top of Norwood Avenue (south of the STV) and the Arrivals Square.

1.1.18 Table 2 summarises the numbers of bus alights (arrivals) and boards (departures) between 07:00-19:00 on the day of the survey for 2007, 2017, 2018 and 2019 and Graph 1.3 shows recorded bus trips between 2007 and 2019. As can be seen trips by bus have increased by 68% since 2007.

1.1.19 Of the three stops surveyed, the Arrivals Square is the most heavily used, in 2018 it handled 11,143 trips daily (07:00-19:00) or 86%, next is the Bathwick Hill stop which handles 1,667 daily trips or 13% and the Sports Training Village stops are the least used handling less than 1% of all daily trips. Similar proportions of usage were seen in previous years.

Year	Alights	Boards	Total
2007	4,352	3,352	7,704
2017	8,114	5,973	14,087
2018	7,399	4,818	12,217
2019	7,601	5,291	12,892

Table 2: Bus Trips 2007, 2017, 2018 & 2019 (07:00-19:00)



1.1.20 Car travel is the second highest used mode of travel; therefore, it is important to understand the usage and capacity of the car parks on the campus. Table 3 summarises 24hr 2-way flow in terms of vehicle trips per head of staff and students (FTE) for 2007, 2017, 2018 and 2019.

Year	Combined FTE Total	Total Trips	Trips per Head	% change	Trips per Head - 3-Year Rolling Average
2007	12,140	10,395	0.856	-	-
2017	17,705	10,051	0.568	-10.3%	0.605
2018	18,127	10,196	0.562	-0.9%	0.588
2019	18,567	11,023	0.594	5.5%	0.575

Table 3: ATC Surveyed Vehicle Trips per head of Staff/Student (FTE)

1.1.21 Between 2018 and 2019 two-way vehicle trips per head have increased by around 6%. Between 2007 and 2019 two-way vehicle trips per head have decreased by around 31%.

1.1.22 There are on-going construction projects on campus which affect the level of parking on campus, with some spaces being unavailable, this is off-set by temporary spaces being provided in an overspill to the West car park. The survey company recorded a total of 2,117 permanent parking spaces available on campus and a further 120 temporary spaces were recorded in the West overspill car park, bringing the level of on-campus spaces to 2,237.



1.1.23 The survey company recorded 1,797 spaces across the four ‘main’ car parks, these being the ‘East’ the ‘West’, the ‘South (A & B)’ and the ‘Sports Training Village’. The West Car Park has an informal extension of around 100 spaces (120 cars recorded parked on the day of the survey), bringing the total available spaces in the four main car parks to 1,917 on the day of the survey.

1.1.24 The University is seeking a long-term option to providing more permanent parking spaces on campus.

1.1.25 Using the ATC and car park beat surveys it is possible to calculate the 5-Day average peak car parking accumulation for the University as a whole. Table 4 provides a summary of the peak car parking accumulation on the day of the survey and for the 5-Day average for 2010, 2017, 2018 and 2019.

Year	Day of Survey		5-Day Average	
	Spaces Occupied	% Occupied	Spaces Occupied	% Occupied
2010	1,868	89%	1,828	87%
2017	2,089	95%	2,059	94%
2018	2,027	92%	1,945	88%
2019	2,391	107%	2,178	97%

Table 4: Campus Wide Peak Parking Accumulation (2010, 2016, 2017 and 2018)

1.1.26 As can be seen from Table 4 at its peak, car parking on Campus on the day of the survey is between 89-96% occupied from 2010 to 2017, with around 1,800 to 2,100 cars parked at any one time. In 2018, the car parking on campus was recorded at being 1,945 or 88% of capacity, including the temporary West Overspill car park.

1.1.27 Table 5 looks at the four main car parks in greater detail.

Year (Peak Time)	East Car Park		West Car Park		South Car Park		STV Car Park		TOTAL	
	Spaces Occ	% Occ	Spaces Occ	% Occ	Spaces Occ	% Occ	Spaces Occ	% Occ	Spaces Occ	% Occ
2007 (14:00)	652	86%	561	90%	401	87%	60	94%	1,674	88%
2017 (11:00)	895	94%	574	96%	205	100%	63	95%	1,737	95%
2018 (12:00)	939	100%	527	98%	234	107%	63	95%	1,808	100%
2019 (14:00)	870	94%	634	97%	262	98%	57	86%	1823	95%

Table 5: Main Car Parks - Peak Parking Accumulation (2007, 2016, 2017 and 2018)

1.1.28 The four ‘main’ car parks are all well subscribed, combining the four car parks together sees peak accumulation at full capacity (95%), including the West Overspill car park.

## 2 Background

### 2.1 Introduction

2.1.1 The purpose of this report is to summarise the results of the transport surveys undertaken in November 2019 to update baseline conditions at the University. It then goes on to compare them against the data recorded in previous years, as appropriate.

2.1.2 With the exception of 2008, the University has, from 2007, carried out annual traffic counts and surveys at its Claverton Down campus to monitor the effectiveness of its travel plan, transport policies and transport improvements in terms of the number of vehicles driven to the campus, and modal split. In general, comparisons will be made to the base year surveys and to the previous two surveys. Detailed information from the intervening years can be found in previous Baseline Reports.

### 2.2 Student and Staff Numbers

2.2.1 Student and staff numbers at the University have expanded significantly over the years. Table 6 shows student numbers since the 1999/00 academic year.

Year	Student Numbers (FTE)			Change (%)
	Full Time	Part Time	Total (FTE)	
99/00	6,981	2,250	7,934	NA
00/01	7,371	2,477	8,436	6.3%
01/02	7,988	2,433	8,777	4.0%
02/03	8,614	2,514	9,422	7.3%
03/04	8,974	2,610	9,726	3.2%
04/05	9,525	2,588	10,338	6.3%
05/06	9,748	2,736	10,705	3.6%
06/07	10,153	1,812	11,296	5.5%
07/08	10,493	2,530	11,379	0.7%
08/09	10,786	2,432	11,597	1.9%
09/10	11,316	2,643	12,241	5.6%
10/11	11,855	2,973	12,896	5.4%
11/12	12,244	2,907	13,261	2.8%
12/13	12,502	2,947	13,533	2.1%
13/14	13,068	2,896	14,082	4.1%
14/15	13,358	2,579	14,261	1.3%
15/16	14,476	2,344	15,296	7.3%
16/17	15,367	1,941	16,046	4.9%
17/18	16,321	1,828	16,961	5.7%
18/19	16,677	1,999	17,377	2.5%
19/20	17,031	2,316	17,842	2.7%

Table 6: Student Numbers and Year on Year Change (1999-2019)

2.2.2 Since 1999/00 the number of students has grown from just under 8,000 full time equivalent (FTE) students to just over 17,800 FTE students in 2019/20 giving an average increase of 4.2% per year.

2.2.3 The figures contained in Table 6 include students who are not based at the Claverton Down Campus. Students not based at Claverton Down include those based at other UK institutions, on a placement year and those wholly based overseas.

2.2.4 Table 7 provides an estimate of the number of students based at Claverton Down since 2007/8.

Year	FTE Students		
	Total Students (FTE)	On-Campus Students (FTE)	% FTE Students On-Campus
07/08	11,379	9,770	86%
08/09	11,597	9,835	85%
09/10	12,241	10,365	85%
10/11	12,896	10,979	85%
11/12	13,261	11,221	85%
12/13	13,533	11,438	85%
13/14	14,082	12,243	87%
14/15	14,261	12,434	87%
15/16	15,296	13,341	87%
16/17	16,046	13,973	87%
17/18	16,961	14,709	87%
18/19	17,377	14,982	86%
19/20	17,842	15,354	86%

Table 7: On-Campus FTE (2007-2019)

2.2.5 As can be seen from Table 7, it is estimated that around 86% of all FTE students are based at the Claverton Down Campus - however it should be noted that this total includes 3,586 students who reside on-campus.

2.2.6 There is a total of 11,768 FTE students based at Claverton Down but residing off-campus and hence travel to and from it for lectures etc. Journeys for those residing on campus tend to be related with social and leisure activities.

2.2.7 Table 8 summarises staff FTE numbers from 2007/08 to 2016/17. As can be seen from the table, there was a peak in staff FTE numbers in 2008/09 and until 2013/14 they remained below this level. Subsequently, staff numbers have increased each year.

Year	Staff Numbers (FTE)	
	FTE	Increase
07/08	2,370	-
08/09	2,429	+2.5%
09/10	2,409	-0.8%
10/11	2,272	-5.7%
11/12	2,321	+2.2%
12/13	2,371	+2.2%
13/14	2,470	+4.2%
14/15	2,628	+6.4%
15/16	2,736	+4.1%
16/17	2,851	+4.2%
17/18	2,996	+5.1%
18/19	3,145	+5.1%
19/20	3,213	+2.2%

Table 8: Staff FTE (2007-2019)

2.2.8 The combined total of staff and student FTE numbers stands at 21,055 for the 2019/20 academic year, an increase of 2.6% compared to the 2018/19 academic year. The number of staff and student FTE on campus for the 2019/20 academic year is 18,567, an increase of 2.4% compared to the 2018/19 academic year.

## 2.3 Collected Baseline Data

2.3.1 The usual annual surveys that form the main basis for this report, and the reasons for undertaking them are:

- Two Automatic Traffic Counts (ATCs), carried out on Quarry Road and Convocation Avenue to collect hourly in and out vehicle movements continuously over a 1-week period to provide a weekly profile. They can also be used to provide an indication of parking demand over the course of a week.
- Pedestrian and cycle entry/exit counts at the pedestrian access near the junction with North Road and Bathwick Hill to establish baseline levels of walking and cycling to and from the University, and to establish modal share percentages for all transport modes.
- Manual Classified Counts (MCC) at the two junctions used to access the University, namely Quarry Road/North Road and Convocation Avenue/The Avenue/Norwood Avenue. The purpose of these counts was to obtain turning proportions at the junctions, the classification of vehicles, cyclists and pedestrians, and establish the number of cars and light vehicles on campus over the day. They are also used to check the accuracy of the automatic traffic count data.
- Hourly beat surveys of the University's 4 main car parks - the South, East, West and Sports Training Village Car Park - to establish parking demand at each throughout the day.
- Bus surveys conducted at the three bus stops close to/on the Claverton Down Campus. The purpose of the surveys is to establish the level of occupancy of buses serving the University across the day, based on the numbers of boards and alights. In addition, the surveys allow the comparison between timetabled services and those actually provided.
- Cycle parking counts are undertaken on the same date as the Manual Counts across the campus to ascertain existing usage and key locations where improvements could be made to increase cycle parking capacity.

2.3.2 It is worthy of note that from the academic year 2015/16 First introduced a 24-hour bus service. Hence, the bus element of the traffic surveys has been extended to cover a 24-hour period to see how these services are being used.

2.3.3 The report is structured around the above surveys and the key points are summarised at the end of each section. Graphical interpretations are attached at the rear of the report for clarity.

### 3 Automatic Traffic Count Data

#### 3.1 Introduction

3.1.1 Automatic Traffic Counts (ATC) were undertaken for a 1-week period between Tuesday 19th November and Monday 25th November 2019 at:

- Quarry Road, just north of the junction with North Road; and
- Convocation Avenue, just north of the junction with The Avenue.

3.1.2 The locations of both ATC sites are shown on Plan 1.

#### 3.2 ATC Survey Data

3.2.1 The 24hr flows for the two surveyed sites over their respective week periods are shown graphically on Graphs 3.1 and 3.2, attached to the rear of the report. The ATC survey data from both sites are included within Appendix 1.

3.2.2 Table 9 shows two-way flows associated with the campus by day of week.

Hour Starting	Mon	Tue	Wed	Thurs	Fri	Sat	Sun	Weekday Ave	Daily Ave
00:00	44	43	37	38	51	64	45	43	48
01:00	11	39	43	57	41	62	36	38	41
02:00	13	42	30	73	36	62	40	38	44
03:00	9	37	46	44	66	60	61	41	46
04:00	67	66	82	87	100	67	39	81	73
05:00	51	97	81	105	84	32	24	84	68
06:00	166	185	197	175	186	30	28	183	138
07:00	530	636	640	569	634	119	52	602	455
08:00	914	1,182	1,148	1,144	1,185	305	186	1,117	865
09:00	913	1,201	1,135	1,132	1,049	284	299	1,085	856
10:00	513	620	565	665	585	317	323	589	513
11:00	337	479	512	476	490	437	423	459	451
12:00	435	472	543	484	504	400	330	486	454
13:00	410	494	581	585	544	297	334	525	463
14:00	452	476	507	555	545	276	288	506	441
15:00	515	596	580	617	619	332	347	585	517
16:00	846	1,002	1,102	1,005	847	285	372	960	778
17:00	1,033	1,228	1,202	1,233	899	349	320	1,119	896
18:00	699	987	899	1,059	603	233	267	850	679
19:00	480	720	802	685	357	186	238	609	496
20:00	276	595	518	571	289	115	140	450	356
21:00	264	259	501	262	173	117	112	292	241
22:00	184	168	200	199	198	84	90	190	161
23:00	61	60	140	84	120	66	64	91	84
<b>Total</b>	<b>9,223</b>	<b>11,684</b>	<b>12,091</b>	<b>11,904</b>	<b>10,205</b>	<b>4,579</b>	<b>4,458</b>	<b>11,023</b>	<b>9,164</b>

Table 9: Two-Way ATC Flows

3.2.3 It can be seen from Table 9 that at 12,901 movements, the highest weekday daily flow occurred on Wednesday and lowest weekday flows occurred on Monday with only 9,223 movements. Saturday and Sunday flows are significantly lower than those recorded in the week at 4,579 and 4,458 respectively.

3.2.4 Table 10 sets out the average weekday flow profile for the two accesses and also totals them to provide a summary of all vehicle movements to/from the University.

Hour Starting	Quarry Road			Convocation Avenue			Total		
	In	Out	Tot	In	Out	Tot	In	Out	Tot
00:00	5	4	9	16	18	34	21	22	43
01:00	3	4	7	14	17	31	17	21	38
02:00	4	3	7	14	17	31	18	20	38
03:00	4	5	9	18	14	32	22	19	41
04:00	22	7	29	44	8	52	66	15	81
05:00	13	6	19	54	11	65	67	17	84
06:00	34	12	46	121	16	137	155	28	183
07:00	125	9	134	401	67	468	526	76	602
08:00	349	24	373	633	111	744	982	135	1,117
09:00	237	45	282	629	174	803	866	219	1,085
10:00	75	37	112	313	164	477	388	201	589
11:00	44	40	84	213	162	375	257	202	459
12:00	43	53	96	188	202	390	231	255	486
13:00	52	60	112	209	204	413	261	264	525
14:00	27	76	103	164	239	403	191	315	506
15:00	32	94	126	177	282	459	209	376	585
16:00	33	206	239	245	476	721	278	682	960
17:00	42	272	314	286	519	805	328	791	1,119
18:00	42	117	159	296	395	691	338	512	850
19:00	23	62	85	223	301	524	246	363	609
20:00	15	37	52	116	282	398	131	319	450
21:00	11	25	36	53	203	256	64	228	292
22:00	9	17	26	41	123	164	50	140	190
23:00	8	10	18	33	40	73	41	50	91
<b>Total</b>	<b>1,252</b>	<b>1,225</b>	<b>2,477</b>	<b>4,501</b>	<b>4,045</b>	<b>8,546</b>	<b>5,753</b>	<b>5,270</b>	<b>11,023</b>

Table 10: Average Weekday ATC Flows

3.2.5 Quarry Road had a two-way average weekday flow of approximately 2,500 vehicles whereas Convocation Avenue has a flow of just over 8,500 vehicles. Therefore, on an average weekday, the University attracted around 11,000 vehicle movements in total.

3.2.6 The overall average weekday morning peak period occurred between 08:00 and 09:00 with 1,117 two-way movements, although the following hour is only slightly lower with 1,085 movements. Hence the University has a morning peak period that essentially lasts for two hours.

3.2.7 The average weekday evening peak occurred between 17:00 and 18:00 with 1,119 two-way movement flows, the hours either side of this peak hour are lower than the peak flow but are similar to each other at 960 and 850 movements respectively.

- 3.2.8 Considering the peak periods in greater depth it can be seen that the inflow in the AM peak hour is slightly higher than the outflow in the PM peak hour. During the interpeak period following the AM peak traffic flows typically range between 450 and 590 vehicles.
- 3.2.9 Table 11 provides a summary of the flow patterns on the Saturday, when the total movements are around 42% of those seen on an average weekday. Flows are fairly even over the main part of the day, with flows sustained at 270 - 440 between 08:00 and 15:00. The peak hour was between 11:00 and 12:00 with 437 two-way movements.

Hour Starting	Quarry Road			Convocation Avenue			Total		
	In	Out	Tot	In	Out	Tot	In	Out	Tot
00:00	9	6	15	24	25	49	33	31	64
01:00	10	11	21	20	21	41	30	32	62
02:00	9	10	19	22	21	43	31	31	62
03:00	8	8	16	23	21	44	31	29	60
04:00	8	8	16	29	22	51	37	30	67
05:00	5	3	8	16	8	24	21	11	32
06:00	9	4	13	12	5	17	21	9	30
07:00	10	4	14	80	25	105	90	29	119
08:00	33	16	49	187	69	256	220	85	305
09:00	24	14	38	178	68	246	202	82	284
10:00	20	14	34	172	111	283	192	125	317
11:00	30	22	52	217	168	385	247	190	437
12:00	25	16	41	188	171	359	213	187	400
13:00	22	19	41	128	128	256	150	147	297
14:00	22	14	36	120	120	240	142	134	276
15:00	22	32	54	129	149	278	151	181	332
16:00	22	28	50	87	148	235	109	176	285
17:00	19	27	46	102	201	303	121	228	349
18:00	16	29	45	54	134	188	70	163	233
19:00	17	20	37	57	92	149	74	112	186
20:00	19	14	33	33	49	82	52	63	115
21:00	9	11	20	49	48	97	58	59	117
22:00	7	10	17	22	45	67	29	55	84
23:00	8	5	13	26	27	53	34	32	66
<b>Total</b>	<b>383</b>	<b>345</b>	<b>728</b>	<b>1,975</b>	<b>1,876</b>	<b>3,851</b>	<b>2,358</b>	<b>2,221</b>	<b>4,579</b>

Table 11: Saturday ATC Flows

- 3.2.10 Convocation Avenue takes a slightly higher percentage of flows on a Saturday (84%) than for a weekday (78%), which is to be expected given that Convocation Avenue serves the Sports facility.
- 3.2.11 Table 12, overleaf, provides a summary of the Sunday flow pattern. Overall, it can be seen that flows are slightly lower than on the Saturday.
- 3.2.12 Flows on a Sunday are fairly even over the main part of the day, with flows sustained at 180 - 420 between 08:00 and 19:00, with the peak between 11:00 and 12:00 with 423 two-way movements.



Hour Starting	Quarry Road			Convocation Avenue			Total		
	In	Out	Tot	In	Out	Tot	In	Out	Tot
00:00	2	4	6	21	18	39	23	22	45
01:00	4	4	8	13	15	28	17	19	36
02:00	4	3	7	16	17	33	20	20	40
03:00	5	6	11	17	33	50	22	39	61
04:00	2	3	5	13	21	34	15	24	39
05:00	2	1	3	12	9	21	14	10	24
06:00	7	4	11	12	5	17	19	9	28
07:00	2	0	2	38	12	50	40	12	52
08:00	12	8	20	148	18	166	160	26	186
09:00	19	12	31	215	53	268	234	65	299
10:00	18	11	29	224	70	294	242	81	323
11:00	31	12	43	184	196	380	215	208	423
12:00	21	22	43	154	133	287	175	155	330
13:00	20	22	42	162	130	292	182	152	334
14:00	18	22	40	117	131	248	135	153	288
15:00	32	29	61	124	162	286	156	191	347
16:00	19	23	42	135	195	330	154	218	372
17:00	22	27	49	82	189	271	104	216	320
18:00	21	37	58	67	142	209	88	179	267
19:00	15	18	33	58	147	205	73	165	238
20:00	16	9	25	43	72	115	59	81	140
21:00	16	19	35	29	48	77	45	67	112
22:00	13	14	27	25	38	63	38	52	90
23:00	8	10	18	24	22	46	32	32	64
<b>Total</b>	<b>329</b>	<b>320</b>	<b>649</b>	<b>1,933</b>	<b>1,876</b>	<b>3,809</b>	<b>2,262</b>	<b>2,196</b>	<b>4,458</b>

Table 12: Sunday ATC Flows

### 3.3 Change in Traffic Flows

- 3.3.1 Table 13, overleaf, compares the 2019 ATC data with that recorded in previous years. From this it can be seen that in 2019 daily 2-way traffic levels are slightly higher than in 2018.
- 3.3.2 Table 14, overleaf, summarises the change in average weekday (24hr) flow in terms of vehicle trips per head of staff/students (FTE). Between 2018 and 2019 two-way vehicle trips per head have increased by 5.5%. Between 2007 and 2019 two-way vehicle trips per head have decreased by 30.6%.
- 3.3.3 Graphs 3.3 to 3.5 contained at the rear of this report summarise the ATC data discussed above and directly compare the 2019 results against the ATC data from 2007, 2017 and 2018.
- 3.3.4 Graphs 3.3 and 3.4 show the two-way flow profile at the Quarry Road and Convocation Avenue accesses respectively and Graph 3.5 shows the two-way flow profile of the accesses combined.



Year	10 Hr (08:00-18:00)		12 Hr (07:00-19:00)		24 Hr	
	2-way Flow	3-year Rolling Average	2-way Flow	3-year Rolling Average	2-way Flow	3-year Rolling Average
2007	7,189	-	8,475	-	10,395	-
2009	6,609	-	7,738	-	9,635	-
2010	6,943	6,914	8,202	8,138	10,109	10,046
2011	6,540	6,697	7,675	7,872	9,449	9,731
2012	6,832	6,772	7,941	7,939	9,799	9,786
2013	7,008	6,793	8,295	7,970	10,251	9,833
2014	6,934	6,925	8,194	8,143	9,889	9,980
2015	6,836	6,926	8,115	8,201	9,870	10,003
2016	7,389	7,053	8,767	8,359	10,646	10,135
2017	6,858	7,028	8,164	8,349	10,051	10,189
2018	6,982	7,336	8,305	8,595	10,196	10,298
2019	7,431	7,090	8,883	8,451	11,023	10,423

Table 13: Changes in Average Weekday Two-Way ATC Flows

Year	Combined FTE Total	24hr 2-Way ATC Trips	24hr 2-Way ATC Trips per head	% change	24-Hour 2-Way ATC Trips per Head 3-Year Rolling Average
2007	12,140	10,395	0.856	-	-
2009	12,774	9,635	0.754	-11.9%	-
2010	13,251	10,109	0.762	1.1%	0.791
2011	13,542	9,449	0.698	-8.4%	0.738
2012	13,809	9,799	0.710	+1.7%	0.723
2013	14,713	10,251	0.697	-1.8%	0.702
2014	15,062	9,889	0.657	-5.8%	0.688
2015	16,077	9,870	0.614	-6.5%	0.656
2016	16,824	10,646	0.633	3.1%	0.634
2017	17,705	10,051	0.568	-10.3%	0.605
2018	18,127	10,196	0.562	-0.9%	0.594
2019	18,567	11,023	0.594	5.5%	0.575

Table 14: ATC Surveyed Vehicle Trips per head of Staff/Student (FTE)

- 3.3.5 From the graphs it can be seen that in the daily two-way traffic profile in 2019 is broadly similar to that in previous years, with the peak periods occurring at roughly the same time. The AM peak is slightly broader than in previous years.
- 3.3.6 Traffic volumes in the AM and PM peaks, at both accesses combined are at their highest in 2019 flows. Outside the peaks, traffic volume and profile are similar across all the years.

### 3.4 Vehicle Category Split

3.4.1 Table 15 provides a summary of the split between vehicle types recorded by the ATC surveys at the two accesses for 2019 and previous years for comparison.

Location	Year	Total Vehicles	Motor Cycle %	Cars %	LGV %	HGV %	Bus %
Convocation Avenue	2009	3,803	4%	82%	4%	10%	
	2017	3,939	5%	82%	4%	8%	
	2018	4,038	4%	83%	4%	9%	
	2019	4,501	5%	84%	1%	10%	
Quarry Road	2009	1,196	2%	94%	3%	1%	
	2017	1,072	3%	89%	7%	1%	
	2018	1,055	3%	92%	3%	2%	
	2019	1,252	4%	90%	6%	1%	

Table 15: Vehicle Split - Inbound Only (Weekday Average)

3.4.2 It should be noted that there are some issues with accurately recording vehicle types using ATCs. When comparing to the Manual Classified Counts for the same time period and day it becomes apparent that Motorcycles and HGVs have been overestimated within the ATC data whilst bus services have been underestimated. This is likely to be caused by the ATC counter confusing motorcycles with bicycles, and HGVs with Bendy Bus vehicles.

3.4.3 Despite this, it is clear that the predominant vehicle class entering the site continues to be cars which in 2019 accounted for 84% and 90% of inbound traffic on the Convocation Avenue and Quarry Road accesses respectively. This represents an increase from 83% car use at the Convocation Avenue access compared to 2018 and a decrease from 92% car use at the Quarry Road access.

3.4.4 HGV and bus movements into the site mainly occur on the Convocation Avenue access. In 2019 combined HGV and bus movements account for 10% of traffic on Convocation Avenue and similarly 1% on Quarry Road. This compares to around 12% and 1% for the two roads respectively in the MCC data.

### 3.5 Speed Survey

3.5.1 In addition to volumetric counts, ATCs are also capable of recording the speeds of vehicles travelling along Quarry Road and Convocation Avenue.

3.5.2 In 2019, the 20mph speed limit along Convocation Avenue appears to be exceeded by the majority of vehicles with mean speeds of 23mph at Convocation Avenue (21mph in 2018). The mean speed on Quarry Road was recorded at 21mph (20mph in 2018), broadly in line with the 20mph speed limit.

3.5.3 In 2019, 85th percentile speeds (i.e. the speed at which 85% of vehicles are observed to travel at or below) were recorded at 25mph on Quarry Road (24mph in 2018) and 28mph on Convocation Avenue (26mph in 2018). These results are broadly similar to those obtained in previous years which were in the range of 27-28mph on Quarry Road and around 29-30mph on Convocation Avenue.

### 3.6 ATC Data Summary

3.6.1 Key points from the analysis of the data from weeklong ATC surveys undertaken in November 2019 are:

- The University attracts around 11,023 vehicle movements on an average weekday;
- Some 79% of average weekday flow occurs on Convocation Avenue and 21% on Quarry Road;
- The periods of peak weekday movements are between 08:00-10:00 and 16:00-18:00; and
- Between 2018 and 2019 two-way vehicle trips per head increased by around 6%. Between 2007 and 2019 two-way vehicle trips per head have decreased by around 31%.

## 4 Manual Traffic Count Data

### 4.1 Introduction

4.1.1 Manual Classified Count (MCC) surveys were undertaken on Tuesday 19th November 2019 at the two junctions that provide access to the campus (as shown on Plan 1):

- North Road/Quarry Road
- Norwood Avenue/The Avenue

4.1.2 These junctions were surveyed between 07:30 and 18:30 and all movements were counted. The counts were classified into pedestrians, cyclists, cars (including occupancy), light goods, heavy goods and buses. The turning count data and associated turning movement diagrams are attached as Appendix 2 to the rear of the report.

### 4.2 Manual Count Data

4.2.1 Table 16 provides a summary of the recorded vehicle flows through each junction by hour.

Time	North Rd/ Quarry Rd	Convocation/ Norwood/The Avenue	Total
08:00-09:00	619	822	1,441
09:00-10:00	447	907	1,354
10:00-11:00	201	525	726
11:00-12:00	173	422	595
12:00-13:00	195	403	598
13:00-14:00	216	404	620
14:00-15:00	206	419	625
15:00-16:00	266	498	764
16:00-17:00	473	744	1,217
17:00-18:00	549	893	1,442
<b>Total</b>	<b>3,345</b>	<b>6,037</b>	<b>9,382</b>

Table 16: November 2019 Manual Count Junction Vehicle Flow Summary

4.2.2 From the total vehicle flow at the North Rd/Quarry Rd and Convocation/Norwood/The Avenue junctions it can be seen that the AM network peak period occurred between 08:00-09:00 and the PM peak occurred between 17:00-18:00.

4.2.3 Figures 1 to 4 show the respective turning movements for 08:00-09:00 & 09:00-10:00 in the morning, and 16:00-17:00 & 17:00-18:00 in the evening. Based on Figures 1 to 4 the following observations can be made:

- In the AM Peak (08:00-09:00) 65% of traffic arriving at the University does so via the Convocation Avenue and 35% via Quarry Road
- Between 08:00-09:00 around 58% of inbound traffic on North Road is destined for the University via Quarry Road;

- Between 08:00-09:00 around 66% of traffic travelling up The Avenue from the A36 is destined for the University;
- Between 08:00-09:00 94% of traffic travelling up Norwood Avenue from Claverton Down Road is destined for the University;
- In the PM peak (17:00-18:00) 63% of traffic exiting the University does so via Convocation Avenue and 37% via Quarry Road;
- In the PM peak (17:00-18:00) 63% of outbound traffic on North Road is traffic exiting the University via Quarry Road;
- Of the 63% that exits via Convocation Avenue, 76% routes via Claverton Down Road and 24% via The Avenue.

4.2.4 The above distribution of traffic flows is very similar to that observed in previous years. Inbound and Outbound vehicle flows to and from the University are shown on Graphs 4.1 and 4.2 respectively.

### 4.3 Comparison of 2018 Flows with Previous Years

4.3.1 Table 17 summarises the two-way traffic flows over a 10hr period (08:00-18:00) at the Convocation Avenue junction, the Quarry Road junction and for the University as a whole. The results in Table 17 broadly correspond with findings of the ATC survey.

Year	Quarry Road			Convocation Ave			Accesses Combined		
	In	Out	Tot	In	Out	Tot	In	Out	Tot
2009	949	906	1,855	2,529	2,204	4,733	3,478	3,110	6,588
2017	814	743	1,557	2,607	2,380	4,987	3,421	3,123	6,544
2018	838	801	1,639	2,806	2,601	5,407	3,644	3,402	7,046
2019	937	970	1,907	3,050	2,419	5,469	3,987	3,389	7,376

Table 17: 10hr (08:00-18:00) Two-Way Traffic Flows 2009, 2017, 2018 & 2019

4.3.2 The above table shows that between 2018 and 2019 flows on Convocation Avenue have increased by 1.1% and increased by 16.4% on Quarry Road - overall traffic flows to/from the University are 4.7% higher in 2019 compared to 2018. In terms of split of traffic between the two accesses in 2018, 74% used Convocation Avenue and 26% used Quarry Road. The 4.7% in daily traffic flows (10hr) is set against an increase in staff and student numbers of 2.4%.

4.3.3 Table 18 summarises two-way traffic flows at both the Convocation Avenue and Quarry Road accesses in the AM and PM peak periods for 2007, 2017, 2018 and 2019.

Year	Quarry Road		Convocation Ave		Accesses Combined	
	08:00-10:00	16:00-18:00	08:00-10:00	16:00-18:00	08:00-10:00	16:00-18:00
2007	600	583	1,390	1,448	1,990	2,031
2017	642	444	1,390	1,465	2,032	1,909
2018	610	473	1,478	1,416	2,088	1,889
2019	655	636	1,509	1,509	2,245	2,145
18-19 Change	7%	34%	8%	7%	8%	14%

Table 18: Peak Period (2hr) Two-Way Traffic Flows 2007, 2017, 2018 & 2019

4.3.4 As can be seen from Table 18 between 2018 and 2019, peak period flows on Convocation Avenue have on average increased by 7% whilst at the Quarry Road access flows have on average increased by 19%. The combined flows at both accesses have increased by 8% in the AM Peak and increased by 14% in the PM Peak since 2018, an average increase of 10%.

4.3.5 Table 19 summarises the University traffic turning proportions at both the Quarry Road and Convocation Avenue accesses in the AM and PM periods for 2007, 2016, 2017 and 2018.

AM (08:00-10:00)	IN				OUT			
	Quarry Road		Convocation Ave		Quarry Road		Convocation Ave	
	Left	Right	Ahead	Right	Left	Right	Ahead	Left
2007	16%	16%	59%	9%	16%	17%	61%	6%
2017	15%	18%	60%	7%	19%	4%	72%	5%
2018	15%	16%	61%	8%	12%	6%	73%	9%
2019	16%	15%	63%	6%	11%	9%	77%	3%
PM (16:00-18:00)	Quarry Road		Convocation Ave		Quarry Road		Convocation Ave	
	Left	Right	Ahead	Right	Left	Right	Ahead	Left
	2007	8%	7%	80%	5%	21%	15%	47%
2017	2%	6%	88%	4%	21%	9%	54%	17%
2018	2%	8%	88%	3%	20%	11%	53%	16%
2019	5%	9%	84%	2%	24%	11%	47%	17%

Table 19: University Traffic - Turning Proportions 2007, 2017, 2018 & 2019

4.3.6 In the AM when the inbound flow is dominant it can be seen that the percentage of traffic arriving via the Quarry Road junction is the same in 2019 compared to 2018 and the same is the case on Convocation Avenue. Although the turning flow proportions have altered slightly at each junction with more traffic turning left in to Quarry Road and less people turning right onto Convocation Avenue.

4.3.7 In the PM, when outbound flow is dominant, it can be seen that the overall percentage of traffic departing via the Quarry Road junction is slightly higher compared to 2018. On Convocation Avenue this percentage is slightly lower.

4.3.8 Table 20 shows the changes in total flows (i.e. including University traffic) and through flows (i.e. non-University traffic) at the Quarry Road/North Road junction and the Convocation Avenue junction (with Norwood Avenue and The Avenue).

Year	Quarry Road				Convocation Ave			
	08:00-10:00		16:00-18:00		08:00-10:00		16:00-18:00	
	Thru	Total	Thru	Total	Thru	Total	Thru	Total
2007	567	1,167	432	1,015	147	1,405	165	1,481
2017	424	1,066	360	804	127	1,517	144	1,609
2018	469	1,079	362	835	125	1,603	117	1,533
2019	411	1,066	386	1,022	139	1,729	128	1,637
18-19 Change	-12%	-1%	7%	22%	11%	8%	9%	7%

Table 20: Peak Period (2hr) Two-Way Traffic Flows 2009, 2017, 2018 & 2019

4.3.9 It can be seen from Table 20 that between 2018 and 2019 through traffic flows at the Quarry Road/North Road junction have decreased in the AM peak and increased in the PM peak. At the Convocation Avenue/Norwood Avenue junction through flows have increased in the AM peak and PM peaks.

#### 4.4 Pedestrian & Cycle Movements

4.4.1 Pedestrian movements and cycle via Quarry Road and Convocation Avenue are included in the MCC data (Appendix 2). Pedestrian and cycle counts were also undertaken at the footpath link between the top of Bathwick Hill and the University, shown on Plan 2 and this survey data is included as Appendix 3.

4.4.2 Table 21 provides a summary of the pedestrian survey results and Table 22 provides a comparison of two-way pedestrian movements (non-bus users) with previous years.

Time	Quarry Road			Convocation Ave			Top of Bathwick Hill/Soldier Down Lane					
	In	Out	Tot	In	Out	Tot	Tot In	Non-Bus Users		Tot Out	Non-Bus Users	
								No	%		No	%
08:00-10:00	57	6	63	28	10	38	1,108	313	28%	27	19	70%
08:00-18:00	87	77	164	104	60	164	2,075	609	29%	685	532	78%
07:30-18:30	87	79	166	108	74	182	2,144	650	30%	789	620	79%

Table 21: Pedestrian Movements - November 2019

Year	Quarry Road			Convocation Ave			Soldier Down Lane		
	08:00-10:00	08:00 - 18:00	07:30-18:30	08:00-10:00	08:00 - 18:00	07:30-18:30	08:00-10:00	08:00 - 18:00	07:30-18:30
2007	24	67	71	-	-	-	278	544	226
2009	19	60	82	41	203	223	311	1,022	1,152
2017	19	100	118	56	332	352	364	1,358	1,501
2018	52	138	147	29	206	227	248	1,023	1,153
2019	63	164	166	38	164	182	332	1141	1270
18-19 Change	21%	19%	13%	31%	-20%	-20%	34%	12%	10%

Table 22: Two-Way Pedestrian Movements (Non-Bus Users) 2007, 2009, 2017, 2018 & 2019

4.4.3 A total of 398 pedestrians (excluding those that disembarked from the bus at the top of Bathwick Hill) entered the site via the three accesses between 08:00 and 10:00.

4.4.4 At the Quarry Road access pedestrian flows were 21% higher than those recorded 2018 for the AM period (08:00-10:00) and daily flows were 13-19% higher across the full day.

4.4.5 Pedestrian flows at the Convocation Avenue access were 31% higher than those recorded in 2018 for the AM period (08:00-10:00), however, daily flows were 20% lower across the full day.

4.4.6 There was a recorded increase in pedestrian movements at the top of Bathwick Hill entrance in the AM peak period of 34% between the 2018 and 2019 surveys and daily flows were 10-12% higher over the course of the whole day.

4.4.7 Overall, total pedestrian movements at the campus have increased by 32% in the morning period and daily flows are 6-7% higher.



4.4.8 Table 14 provides a summary of the surveyed cycle movements in November 2019. A total of 226 cyclists entered the site via the three accesses between 08:00 and 10:00. Across the whole of the day (07:30 to 18:30) there were a total of 658 two-way cycle movements to/from the University.

Time	Quarry Road			Convocation Ave			Soldier Down Lane			TOTAL		
	In	Out	Tot	In	Out	Out	In	Out	Tot	In	Out	Tot
08:00-10:00	43	4	47	47	2	49	136	2	138	226	8	234
08:00-18:00	60	34	94	78	46	124	216	142	358	354	222	576
07:30-18:30	66	53	119	82	64	146	237	156	393	385	273	658

Table 23: Cycling Movements (November 2019)

4.4.9 Given the steep hills leading to the University from the centre of Bath, the recorded volumes demonstrate encouraging levels of reliance on non-motorised forms of transport.

#### 4.5 Car Share

4.5.1 Using the November 2019 Manual Count Data, it is also possible to calculate the level of car sharing.

##### Inbound Movements

4.5.2 3,370 cars were recorded entering the University (both accesses) between 08:00 and 18:00, of which 86% were recorded as sole occupant drivers, 13% carried two people, 1% carried three and a negligible amount carried 4 people or more. The average car occupancy for inbound movements over the day was 1.16 people.

4.5.3 In the AM peak period between 08:00 and 10:00 the percentage of car-sharing was; 1,701 cars in total were counted 'in', with 90% driving as sole occupants, 9% with two people, 1% carried 3 and a negligible amount carried 4 or more persons.

##### Outbound Movements

4.5.4 Between 08:00-18:00, 2,764 cars were recorded as leaving the University of which 86% driving as sole occupants, 13% carried 2 people, 1% carried 3 people and a negligible amount carried 4 people or more. The average car occupancy for outbound movements over the day was 1.15 persons.

4.5.5 In the PM peak period between 16:00 and 18:00 the proportion of car sharing was similar; 1,378 cars in total were counted 'out', with around 88% driving as sole occupants, 11% carrying two people, 1% carrying 3 people and negligible amount carried 3 people or more.

##### Combined Movements

4.5.6 Between 08:00-18:00 total two-way car movements in and out of the University equalled 6,134 trips. Of these, 86% were recorded as sole occupants, 13% carried 2 people, 1% carried 3 people, and a negligible number carried 4 or more people. The average car occupancy over the day was 1.15 persons, the same average car occupancy from 2018.

4.5.7 Detailed results of the levels of car occupancy for the two surveyed junctions are shown within Appendix 2 and graphically as Graphs 4.3 and 4.4.



## 4.6 Manual Classified Count (MCC) Summary

### 4.6.1 Key points of the manual count survey undertaken in 2019 are:

- When compared against the 2019 ATC survey, the 2019 MCC survey shows similar trends and patterns and hence the results of the MCC broadly correspond with findings of the ATC survey.
- Considering movements into and out of the University, the two-way traffic flows using Quarry Road were higher in both the AM and PM peak periods compared to 2018. The two-way traffic flows using Convocation Avenue were higher in both the AM and PM peak periods. Combined two-way traffic flows were higher in both the AM and PM peak periods compared to 2018.
- The proportion of inbound traffic using Quarry Road in the AM peak (08:00-10:00) is the same as in 2018. In the PM peak (16:00-18:00) the proportion of outbound traffic using Quarry Road is slightly higher compared to 2018.
- Between 2018 and 2019 through traffic flows (i.e. non-university traffic) at the Quarry Road/North Road have decreased in the AM peak and increased in the PM peak. At the Convocation Avenue/Norwood Avenue through flows have increased in both the AM and PM peaks.
- As a proportion of all traffic into the junction, through traffic accounted for 38% of traffic at the Quarry Road/North Road junction and 8% at the Convocation/Norwood/The Avenue junction, both of which are broadly in line with the recorded values in previous years.
- As the proportions of through traffic have remained broadly the same then it can be concluded that any change in the background network flows is broadly similar to the change in flows associated with the University.
- Considering car sharing, when looking at inbound car movements over the course of a day (08:00-18:00) it can be seen that around 14% of cars carried one or more passengers. This is a decrease in comparison to 2018 levels (15%), and the levels seen in 2016 (19%).

## 5 Car Parking Surveys

### 5.1 Introduction

- 5.1.1 The annual car parking surveys are in the form of parking beat surveys, undertaken hourly between 07:30 and 18:00 on a single day, of the University's four main car parks - namely the South, East, West and Sports Training Village car parks. The total number of vehicles parked on the entire campus at 07:30 and 18:30 are also recorded as this allows total parking accumulations to be calculated from in/out counts.
- 5.1.2 The Sulis Club car park (located to the South on Claverton Down Road) was included in the surveys. However, at just over a mile from the main campus, the Sulis Club car park has proved to be generally unattractive and difficult to connect with the University in a viable and usable manner.
- 5.1.3 The annual car park beat surveys were undertaken on Tuesday 19th November 2019, the same day that the manual traffic counts were undertaken.
- 5.1.4 Data from the Automatic Traffic Counts (ATCs) is also used to calculate the weekly parking accumulation profile on campus, based on hourly arrivals and departures.

### 5.2 Car Parking on Campus

- 5.2.1 There are some 1,970 standard bays (permit, pay and display and reserved) and 124 special bays (Visitor, car share, disabled, electric vehicle charging and student union spaces), with the numbers of the various types being:
- 1,497 Permit Bays;
  - 348 Pay & Display Bays;
  - 125 Reserved Bays;
  - 11 Visitor;
  - 13 Car Share;
  - 21 Electric Vehicle Charging;
  - 75 Disabled (3 bays out of use due to development); and
  - 7 Student Union Reserved spaces.
- 5.2.2 The locations of the individual parking areas are shown on Plan 1. In addition to the above there are 23 operational bays (5 contractor, 11 loading and 7 bays for the powered vehicle research centre).
- 5.2.3 Across the four 'main' car parks, these being the 'East' the 'West', the 'South' and the 'Sports Training Village', 1,797 permanent spaces are provided.
- 5.2.4 The Council has indicated that the University will be permitted to use a temporary West Overspill Car Park (circa 100 spaces) for a period of 5 years, and this will be used in the medium term to address the minor shortfall in spaces if necessary, bringing the total spaces in the four main car parks to around 1,900 for this period.

5.2.5 Table 24 provides a summary of the number of parking spaces on-campus, by type of parking bay, including the West car park overflow, that were recorded by the survey company as being available on 19th November 2019.

Car Park	Total	Standard	Disabled	Other
East	929	870	9	50
West	656	584	10	62
South	266	266	0	0
STV	66	61	5	0
<b>Main Car Parks Sub Total</b>	<b>1917</b>	<b>1781</b>	<b>24</b>	<b>112</b>
<b>Others On-Campus</b>	<b>320</b>	<b>184</b>	<b>48</b>	<b>88</b>
<b>Total On-Campus</b>	<b>2237</b>	<b>1965</b>	<b>72</b>	<b>200</b>
<b>Sulis Club</b>	<b>96</b>	<b>80</b>	<b>2</b>	<b>14</b>
<b>Total</b>	<b>2333</b>	<b>2045</b>	<b>74</b>	<b>214</b>

Table 24: Summary of Available Parking Provision (19<sup>th</sup> November 2019)

### 5.3 Current Parking Regime

5.3.1 The University has developed its car parking policy over recent years. This is based on a combination of issuing parking permits to staff and postgraduate students (and in special circumstances undergraduates), and using pay and display machines for students and visitors.

5.3.2 The following permit/ticket types can be used on campus by staff, students or visitors:

- Standard permit;
- Electric Vehicle permit;
- Occasional User permit, with £1.10 pay and display parking ticket;
- Reserved Space permit;
- Car Share permit;
- Visitors permit;
- Accommodation permit;
- Sport’s Training Village Permit;
- Exempt permit; and
- Pay & Display ticket.

5.3.3 Between 2009 and 2019 Pay & Display parking charges have remained static and Table 25 provides a summary of current pay and display parking charges at the University. Parking is free outside of the charging periods.

5.3.4 As can be seen from Table 25 the maximum spend on one ticket is £6.00. Drivers are not permitted to extend their stay by purchasing an additional ticket.

Time	Charges		
Mon-Fri 08:00-17:00	2 Hour	4 Hour	6 Hour
	£1.00 per Hour with a Maximum Spend £6 for 6 Hours		
Sat 08:00-17:00	All Day		
	£2.00 Fixed		

Table 25: Pay and Display Parking Charges (November 2019)

5.3.5 The reason for a 6-hour maximum ticket is to discourage people from parking at the University car park and then traveling into Bath City Centre. Previously people could purchase additional tickets to cover the whole charging period (£9.00) but this is no longer allowed to further discourage parking not associated with the University.

5.3.6 By comparison, at November 2019, B&NES charge £9.60 for a 6 hour stay in their Charlotte Street and Avon Street car parks, with a maximum stay of 12 hours (£15). The University parking charges are approximately 30% lower than the City Centre parking charges.

5.3.7 Even assuming two persons sharing a car, it is around as expensive to park on campus for the day than buy a return bus ticket from the city centre (up to £3.20 per person depending on ticket type) and the time on campus is not limited to 6 hours.

5.3.8 Parking permit information is listed below:

Staff

- All staff are eligible to apply for a parking permit - there is no restraint based on use, location or working hours;
- The maximum cost of a Standard Permit is £138.60 per annum (a decrease of £41.46 from 2017, due to the removal of a salary sacrifice scheme which operated in previous years); assuming 45 weeks are worked a year (including holidays, public holidays, possible illness and other), this represents all-day parking for approximately 62p a day, or £11.55 a month;
- Electric permits cost the same as a Standard permit;
- Car Share permits cost the same as a Standard permit but the cost is shared between the whole group travelling. An Occasional User Permit is also issued to each driver in the group, should it ever be necessary for them to travel separately;
- Occasional User permits can be obtained free of charge from the Security Office. Such permits are available to members of staff who only infrequently need to park a car at the campus for the day; the permits must be used in conjunction with the purchase of a Pay-and-Display ticket to the value of £1.10;
- Reserved Space permits provide permission to park in a designated numbered reserved space between 08:00 and 17:00 Monday to Friday and cost £410.40 per annum. This is a decrease of £129.78 from 2017 and is a result of the removal of a salary sacrifice scheme which operated in previous years. The decrease ensures staff do not pay more in real terms in comparison to 2017;

- Exempt permits for Blue Badge holders are free of charge and allow parking in any of the accessible bays on campus.

### Students

- Undergraduates who live on-site or within BA1 or BA2 are not eligible for permits except in exceptional circumstances.
- There are however no restrictions on undergraduates who do not live in University accommodation parking within the pay and display areas subject to them purchasing a valid ticket;
- Postgraduates may obtain a parking permit provided that they do not live in University accommodation - there is no restriction based on residential location;
- Student Standard, Electric and Car Share permits cost £136.80 per annum and Exempt permits are free of charge.
- Even though they may not be students, athletes that frequently attend the Sport's Training Village are able to purchase a permit at the same price as the maximum price for a student permit, £136.80 per annum.

### Visitors

- Day permits can be ordered by departments if they do not wish visitors to pay - departments are recommended to order these in advance and post them out to visitors prior to their arrival;
- Open days can often mean an increased demand for 500 additional spaces - the University opens up sports fields to accommodate this demand.

## **5.4 Campus Wide Car Parking**

- 5.4.1 At 07:30 on Tuesday 19th November 2019 a total of 396 vehicles were parked at the campus in parking areas. Using this information in conjunction with the ATC data (cars only) and assuming that the number of cars parked on site at the start of the day is constant over the week, it is possible to calculate car parking demand over the week at the campus.
- 5.4.2 Table 26 summarises the calculated parking accumulations across the week occupancy levels based on a total of 2,237 parking spaces on campus. The data in the table is illustrated as Graph 5.1
- 5.4.3 The peak parking occupation for a single hour was 107%, which occurred on Tuesday at 13:00, with a total of 2,391 spaces occupied. In 2018 the peak parking occupancy for a single hour was 94% (2,072 cars parked with 2,209 spaces available).
- 5.4.4 The peak number of cars parked on campus (2,391) is higher than the 2,072 vehicles recorded in 2018, an increase of around 15%. The number of available parking spaces is slightly higher than in 2018 (2,237 compared to 2,209).
- 5.4.5 Table 27 summarises accumulation of parking on campus on the day of the survey based on the manual count data (cars only) arrivals and departures. At 07:30 a total of 408 vehicles were parked at the campus in all parking areas.

Time	Monday 25/11/2019		Tuesday 19/11/2019		Wednesday 20/11/2019		Thursday 21/11/2019		Friday 22/11/2019		5-Day Average	
	Spaces Occ	% Occ	Spaces Occ	% Occ	Spaces Occ	% Occ	Spaces Occ	% Occ	Spaces Occ	% Occ	Spaces Occ	% Occ
07:30	396	18%	396	18%	396	18%	396	18%	396	18%	396	18%
08:00	614	27%	652	29%	659	29%	630	28%	641	29%	639	29%
09:00	1227	55%	1480	66%	1421	64%	1394	62%	1444	65%	1393	62%
10:00	1724	77%	2130	95%	1985	89%	2023	90%	1940	87%	1960	88%
11:00	1851	83%	2319	104%	2095	94%	2228	100%	2135	95%	2126	95%
12:00	1899	85%	2385	107%	2158	96%	2279	102%	2168	97%	2178	97%
13:00	1869	84%	2391	107%	2135	95%	2300	103%	2143	96%	2168	97%
14:00	1894	85%	2376	106%	2093	94%	2361	106%	2124	95%	2170	97%
15:00	1808	81%	2280	102%	1941	87%	2272	102%	2027	91%	2066	92%
16:00	1694	76%	2109	94%	1828	82%	2134	95%	1850	83%	1923	86%
17:00	1419	63%	1690	76%	1354	61%	1759	79%	1571	70%	1559	70%
18:00	976	44%	1296	58%	1006	45%	1225	55%	1237	55%	1148	51%
18:30	826	37%	1205	54%	849	38%	1051	47%	1156	52%	1017	45%

Table 26: Campus Wide Parking Accumulation Profile from ATC Data

Time	In	Out	Total	Accum.	Occ %
07:30				396	18%
07:30 - 08:00	294	46	340	644	29%
08:00 - 09:00	895	68	963	1471	66%
09:00 - 10:00	806	150	956	2127	95%
10:00 - 11:00	323	121	444	2329	104%
11:00 - 12:00	200	138	338	2391	107%
12:00 - 13:00	176	182	358	2385	107%
13:00 - 14:00	181	197	378	2369	106%
14:00 - 15:00	127	221	348	2275	102%
15:00 - 16:00	148	309	457	2114	95%
16:00 - 17:00	199	619	818	1694	76%
17:00 - 18:00	315	759	1074	1250	56%
18:00 - 18:30	164	252	416	1162	52%

Table 27: On-Campus Parking Accumulation from Manual Count Data

5.4.1 As can be seen from the maximum parking accumulation occurs between 11:00am and 12:00pm when 2,391 spaces were occupied (including all informal parking and circulating traffic). On the day of the survey there were 2,237 spaces available and this results in a maximum occupancy of 107%.

## 5.5 Main Car Parks - Beat Surveys

5.5.1 Table 28 summarises parking demand in the main parking areas from the parking beat surveys, over the course of the day by parking bay type (the other category represents the non-disability bay categories set out above). This covers the East Car Park, West Car Park, South Car Park, and Sports Training Village Car Park.

Time	Standard Bays (1,781)		Disability Bays (24)		Other Bays (112)		All Bays (1,917)	
	Demand	Usage	Demand	Usage	Demand	Usage	Demand	Usage
07:30	316	18%	2	8%	10	9%	328	17%
08:00	615	35%	2	8%	26	23%	643	34%
09:00	1340	75%	6	25%	45	40%	1391	73%
10:00	1658	93%	7	29%	68	61%	1733	90%
11:00	1692	95%	8	33%	72	64%	1772	92%
12:00	1723	97%	12	50%	73	65%	1808	94%
13:00	1730	97%	12	50%	77	69%	1819	95%
14:00	1734	97%	13	54%	76	68%	1823	95%
15:00	1542	87%	11	46%	70	63%	1623	85%
16:00	1312	74%	8	33%	64	57%	1384	72%
17:00	1121	63%	8	33%	55	49%	1184	62%
18:00	853	48%	11	46%	50	45%	914	48%
18:30	656	37%	8	33%	38	34%	702	37%

Table 28: On-Campus Parking Accumulation from Manual Count Data

- 5.5.2 It can be seen from Table 28 that the main car parks were heavily used and this is consistent with parking accumulation recorded in 2018.
- 5.5.3 The most significant change from 2018 is the usage of disability bays, which increased from a maximum usage of 72% in 2018 (18 spaces) to 50% in 2019 (12 spaces).
- 5.5.4 For most of the main part of the day, between 10:00 and 15:00 the standard bays in the main car parks on-campus are operating at around capacity (including the temporary overflow parking).
- 5.5.5 Table 29, overleaf, summarises the surveyed accumulation within each of the car parks (spaces occupied and percentage occupancy) as well as the total across the four main car parks. Data from the car park beat surveys is included as Appendix 5 and shown in Graphs 5.2 to 5.5.
- 5.5.6 As can be seen from Table 29, parking across the four main car parks peaks at 95% of total capacity with a total of 1,823 parked vehicles at 12:00 (94 spare parking spaces). The highest occupancy (100%) was recorded at 12:00 in the South Car Park.
- 5.5.7 Table 30, overleaf provides a summary of the recorded overall peak parking demand from the surveys of the four main car parks from 2007, 2017, 2018 and 2019.
- 5.5.8 As shown in Table 30 the overall peak parking demand in the four main car parks in 2019 is around 15 spaces higher than the demand in 2018 but as the number of spaces available is also higher than last year the overall occupancy remains broadly the same (95% compared to 98%).



Time	East Car Park		West Car Park		South Car Park		STV Car Park		TOTAL	
	Spaces Occ	% Occ	Spaces Occ	% Occ	Spaces Occ	% Occ	Spaces Occ	% Occ	Spaces Occ	% Occ
07:30	151	16%	75	11%	62	23%	40	61%	328	17%
08:00	327	35%	147	22%	126	47%	43	65%	643	34%
09:00	659	71%	457	70%	223	84%	52	79%	1391	73%
10:00	850	91%	566	86%	258	97%	59	89%	1733	90%
11:00	868	93%	582	89%	264	99%	58	88%	1772	92%
12:00	873	94%	608	93%	266	100%	61	92%	1808	94%
13:00	868	93%	632	96%	263	99%	56	85%	1819	95%
14:00	870	94%	634	97%	262	98%	57	86%	1823	95%
15:00	776	84%	536	82%	251	94%	60	91%	1623	85%
16:00	670	72%	427	65%	228	86%	59	89%	1384	72%
17:00	507	55%	400	61%	217	82%	60	91%	1184	62%
18:00	406	44%	263	40%	188	71%	57	86%	914	48%
18:30	342	37%	147	22%	162	61%	51	77%	702	37%
Approx. capacity	929		656		266		66		1917	

Table 29: Main Car Parks Beat Summary

Year (Peak Time)	East Car Park		West Car Park		South Car Park		STV Car Park		TOTAL	
	Spaces Occ	% Occ	Spaces Occ	% Occ	Spaces Occ	% Occ	Spaces Occ	% Occ	Spaces Occ	% Occ
2007 (14:00)	652	86%	561	90%	401	87%	60	94%	1,674	88%
2017 (11:00)	895	95%	574	96%	205	100%	63	95%	1,737	96%
2018 (12:00)	939	98%	572	98%	234	96%	63	95%	1,808	98%
2019 (14:00)	870	94%	634	97%	262	98%	57	86%	1,823	95%

Table 30: Main Car Parks - Peak Parking Accumulation 2007, 2017, 2018 & 2019

5.5.9 At an occupancy level of 95% total parking occupancy, searching for a space is difficult, time consuming and stressful (particularly given the need to attend timed events). It also leads to cars circulating unnecessarily around the campus, with the implications in terms of vehicle emissions.

5.5.10 It is also clear that the main car parks are heavily used, such that available spaces tend to be in smaller parking areas which are harder to find, and with which many users will be unfamiliar.

5.5.11 Table 31 summarises the change in the peak parked vehicles per member of staff & students FTE from 2007 to 2019. Between 2018 and 2019, the peak number of vehicles parked relative to staff and student numbers decreased by 2%. The overall peak parking level has increased by 1% compared to the previous year.



Year	Staff/Student FTE	Peak Parked Vehicles	Peak Parked Vehicles per Head (FTE)
2007	12,140	1,674	0.138
2009	12,774	1,569	0.123
2010	13,251	1,655	0.124
2011	13,542	1,654	0.122
2012	13,809	1,622	0.117
2013	14,713	1,663	0.113
2014	15,602	1,665	0.111
2015	16,077	1,652	0.103
2016	16,824	1,631	0.097
2017	17,705	1,737	0.098
2018	18,127	1,808	0.100
2019	18,567	1,823	0.098

Table 31: Peak Parked Vehicles in Main Car Park per FTE Head (2007 to 2019)

## 5.6 Car Parking Summary

### 5.6.1 Key points of the car parking surveys include:

- The total number of spaces on campus is currently 2,194 parking spaces plus 23 operational bays, giving a grand total of 2,217 spaces (excluding 3 bays which are currently out of use).
- Around 1,797 permanent spaces are provided across four ‘main’ car parks, these being the ‘East’ the ‘West’, the ‘South’ and the ‘Sports Training Village’
- The Council has indicated that the University will be permitted to use a temporary West overspill car park (circa 100 spaces) for a period of 5 years, and this will be used in the medium term to address the minor shortfall in spaces if necessary, bringing the total spaces in the four main car parks to around 1,900 for this period.
- On the day of the survey a total of 2,237 spaces were recorded as being available on campus, with 1,917 spaces (including the West overspill car park) being provided within the four main car parks.
- The profile of parking at the campus is very similar throughout the week with the exception of Friday, where it is generally lower.
- The beat parking count conducted between 07:30-18:30 hrs showed that the overall peak parking demand in the four main car parks in 2018 is around 15 spaces higher than the demand in 2018 but as the number of spaces available is also higher than last year the overall occupancy remains broadly the same (95% compared to 98%).
- At peak demand, the four main car parks all fall in the range of 92%-100%. Hence the main car parks are very heavily used, with any spare capacity being available in smaller parking areas which can be hard to find.
- The peak parking demand across campus has increased slightly since 2018 by 1%, which is set against an increase in staff and student FTE numbers of 2.4%.

- Between 2018 and 2019, the peak number of vehicles parked relative to staff and student numbers decreased by 2%.
- Parking charges remain the same as the previous year and are lower than city centre parking charges. The parking charge when split between two persons is around as expensive as a return bus ticket to the city centre and the time on campus is not limited to 6 hours.

## 6 Bus Surveys Analysis

### 6.1 Introduction

6.1.1 The annual bus surveys were undertaken on Tuesday 19th November 2019. Three bus stops were surveyed - the stops and times between which they were surveyed are given below and their locations shown on Plan 5.

- The Arrivals Square (24 hours 07:00 - 07:00)
- Sports Training Village Stop (07:00-19:00)
- Top of Bathwick Hill (07:00-19:00)

6.1.2 The bus surveys were conducted to ascertain the arrival times and departure times of buses against their timetables, the number of passengers boarding and alighting, and a judgement of the numbers on board the bus when the bus departed from the surveyed bus stop.

6.1.3 Enumerators were asked to note when a bus 'Did Not Stop' (DNS), and to take a note of the residual queue left when the bus had departed the stop.

6.1.4 Survey data from the annual bus surveys is included as Appendix 6.

6.1.5 Since the surveys undertaken in 2018 there has been significant improvements made to the layout of the Arrival Square, providing more capacity and additional layover space. There has also been changes to the operation of the Arrival Square in terms of where buses set down and pick up passengers from.

### 6.2 Current Bus Provision and Capacity

6.2.1 First is the main operator to the University and at the time of the surveys operated the U1, U2, U3 and 20 services to the campus. Service 175, operated by Arleen Coaches, only calls at the campus once per day.

6.2.2 The U1 and U3 services run between Lower Oldfield Park and the University via the city centre. The service is operated using bendy, double decker and single decker buses which are capable of carrying around 110-120 passengers, 90 passengers and 60-70 passengers respectively.

6.2.3 During term time the service operates with a typical frequency of 5-8 minutes to and from the City Centre during the day and about 10 minutes during the evening up until around midnight. As the U1 is a 24-hour service the buses run late at night and into the early hours of the next morning, the frequency of these buses is around every 15 minutes.

6.2.4 The U2 service is a circular service that runs between the University and Twerton via Odd Down, Southdown and Whiteway. The service is operated using double decker buses. During term time the service operates with a typical frequency of 20 minutes.

6.2.5 Service 20 runs between the University and Twerton via the city centre, Upper Weston and the RUH. It typically operates with an hourly frequency during the day.

### 6.3 Analysis of Service Provision

- 6.3.1 Previous analysis of bus operations associated with the University has shown that in periods of peak demand service provision is only loosely based around the published timetables. Additional services or ‘dupes’ (duplicate services which are not timetabled) were often run to cope with the additional demand.
- 6.3.2 Table 32 summarises the timetabled and surveyed First bus services arriving at the Arrivals Square for 2009 and the last three years for the AM and PM peak periods.

Year	Timetable/ Surveyed	AM Peak (07:00-10:00)	PM Peak (16:00-19:00)
		Arrivals	Departures
2009	Timetabled	24	28
	Actual	27	23
	Difference	+3	-5
2017	Timetabled	51	60
	Actual	65	70
	Difference	+12	+10
2018	Timetabled	78	89
	Actual	60	50
	Difference	-18	-39
2019	Timetabled	74	89
	Actual	78	89
	Difference	+4	0

**Table 32: AM & PM Service Provision Summary 2009, 2017, 2018 & 2019**

- 6.3.3 In 2019, there were a similar number of timetabled First buses than there were in 2018 with 4 more AM arrivals and the same number of PM departures when compared to last year.
- 6.3.4 The actual number of services recorded in the 2019 surveys has decreased in comparison to 2018, with 18 more buses in the AM peak and 39 more buses in the PM peak. Compared to 2009 the surveyed number of buses in the AM peak has increased by 51 and there are 66 more buses in the PM peak period.
- 6.3.5 The results of the survey in 2019 show that in the AM there were 4 more recorded services in comparison to the timetabled and in the PM the recorded number of services matched the timetabled provision.
- 6.3.6 The Arrivals Square was much busier in 2019 than in 2018 in terms of numbers of buses across the 24hr surveyed period, with 368 buses recorded in the 2019 survey compared to 275 in 2018.

### 6.4 Analysis of Bus Usage - University Stops

- 6.4.1 Table 33 shows a comparison of the historic alights and boards for all three stops at the University combined, between 07:00 and 19:00, since 2007. University bus patronage increased year-on-year since 2009 until 2016 with patronage decreasing in 2017 and 2018. In 2019 bus patronage has increased but is still below the level recorded in 2017.
- 6.4.2 Comparing the 2019 survey results with the surveys undertaken in November 2018 total bus alights have increased by 230 and total bus boards have risen by 474, with total combined alights and boards increasing by 704 or by around 6%.

- 6.4.3 The Arrivals Square stop is surveyed for a longer period than the other University stops and Table 34 shows a summary of the historic alights and boards between 07:00 and 00:00, since 2009.
- 6.4.4 Comparing the November 2019 survey results to those in 2018, total bus usage at the Arrivals Square between 07:00 and 00:00 has increased slightly by 315 passengers. Since 2009 bus passengers have increased by 61%.
- 6.4.5 Graphs 6.1 and 6.2, at the rear of the report, show the arrival and departure profiles at the Arrivals Square for 2009, 2016, 2017, 2018 and 2019.

Year	Alights	Boards	Total
2007	4,352	3,352	7,704
2009	4,490	3,154	7,644
2010	5,274	4,079	9,353
2011	5,918	4,675	10,593
2012	5,990	4,612	10,602
2013 (Oct)	6,978	5,433	12,411
2013 (Nov)	6,504	4,684	11,188
2014	6,439	5,427	11,866
2015	7,424	5,680	13,104
2016	8,451	6,989	15,440
2017	8,114	5,973	14,087
2018	7,371	4,817	12,188
2019	7,601	5,291	12,892

Table 33: Total University Alights and Boards between 07:00-19:00 by Year

Year	Alights	Boards	Total
2009	3,865	4,161	8,026
2010	4,746	5,051	9,797
2011	5,104	5,959	11,063
2012	5,247	5,988	11,235
2013 (Oct)	6,700	6,249	12,949
2013 (Nov)	5,555	6,121	11,676
2014	5,641	6,859	12,500
2015	6,563	7,185	13,748
2016	7,545	8,328	15,873
2017	6,827	7,522	14,349
2018	6,364	6,265	12,629
2019	6,365	6,579	12,944

Table 34: Alights and Boards at Arrivals Square between 07:00-00:00 by Year

- 6.4.6 It can be seen from the graph of arrivals profiles that in 2019 the peak arrival period (09:00-10:00) is the lowest recorded across the last three surveys and, compared to 2018, is much broader and less peaked. The departure profile (17:00-18:00) is more pronounced than levels in 2018, but is lower than in 2016 and 2017.

6.4.7 Since 2015 bus surveys have been conducted over 24 hours as First bus introduced a 24-hour service. Table 35 shows a summary of the alights and boards over 24 hours for the past three years. Comparing the November 2019 survey results to those in 2018, total bus usage at the Arrivals Square over 24-hours has slightly increased by 315 passengers but has fallen by 777 passengers and 1,380 passengers since 2015 and 2017, respectively.

Year	Alights	Boards	Total
2015	6,610	7,306	13,916
2016	7,638	8,408	16,046
2017	6,888	7,631	14,349
2018	6,419	6,321	12,740
2019	6,466	6,673	13,139

Table 35: 24hr Alights and Boards at Arrivals Square by Year

6.4.8 Table 36 shows the total surveyed alight and boards between 07:00-19:00 by each University stop. The Arrivals Square is the most popular stop with 80% of all alights and 96% of all boards.

Year	Bathwick Hill		Norwood Av.		Arrivals Square		TOTAL		
	Alights	Boards	Alights	Boards	Alights	Boards	Alights	Boards	Total
2019	1,499	168	54	28	6,048	5,095	7,601	5,291	12,892

Table 36: Total University Alights and Boards between 07:00-19:00 in 2019 by Stop

6.4.9 Graph 6.3 shows the total alights and boards per hour for the surveys undertaken at the three bus stops in 2019.

6.4.10 Looking at the peak periods Table 37 shows the number of people alighting at University stops in the AM period and Table 38 shows the number of people boarding in the PM.

Time	Bathwick Hill	Norwood	Arrivals Square	TOTAL
08:00-09:00	304	2	757	1,063
09:00-10:00	488	1	1,225	1,714
10:00-11:00	234	2	1,088	1,324
<b>TOTAL</b>	1,026	5	3,070	4,101
<b>Percentage</b>	25.0%	0.1%	74.9%	100%

Table 37: AM Peak Period Surveyed University Alights by Stop - 2019

Time	Bathwick Hill	Norwood	Arrivals Square	TOTAL
16:00-17:00	28	3	859	890
17:00-18:00	31	3	1,143	1,177
18:00-19:00	19	0	1,035	1,054
<b>TOTAL</b>	<b>78</b>	<b>6</b>	<b>3,037</b>	<b>3,121</b>
<b>Percentage</b>	<b>2.5%</b>	<b>0.2%</b>	<b>97.3%</b>	<b>100%</b>

Table 38: PM Peak Period Surveyed University Boards by Stop - 2019

6.4.11 There were 4,101 alights recorded in AM peak period compared to 4,279 in 2018. In the PM peak period there were 3,121 boards compared to 2,931 in 2018. The usage of the Norwood Avenue stop is broadly the same as 2018 with the change in bus passengers being related to the use of the Arrivals Square and Bathwick Hill.

6.4.12 In the AM peak period the number of people alighting at the Bathwick Hill stop increased by around 100 compared to 2018 and the number alighting at the Arrival Square fell by around 260. In the PM peak period the number boarding at the Bathwick Hill stop increased by around 70 passengers and at the Arrivals Square there was an increase of around 120 passengers compared to 2018.

6.4.13 Table 39 summarises the change in the bus alighting passengers (across the three campus stops between 08:00-18:00) per head of staff & student FTE (combined) between 2007 and 2019.

Year	Staff/Student FTE	Bus Alights (08:00-18:00)	Bus Alights per Head (FTE)	% Change
2007	12,140	4,476	0.369	-
2009	12,774	4,291	0.336	-8.9%
2010	13,251	5,201	0.392	+16.6%
2011	13,542	6,202	0.458	+16.8%
2012	13,809	5,685	0.412	-10.1%
2013	14,713	6,204	0.422	+2.4%
2014	15,602	6,097	0.405	-4.0%
2015	16,077	6,991	0.435	+7.4%
2016	16,824	7,759	0.461	+6.1%
2017	17,705	7,642	0.432	-6.4%
2018	18,127	6,913	0.381	-11.6%
2019	18,567	7,230	0.389	+2.1%

Table 39: Bus Alights per Head Staff/Student FTE - 2007 to 2019 (08:00-18:00)

6.4.14 Between 2018 and 2019 the number of bus passengers alighting at the University per head increased by around 2%. Between 2007 and 2019 bus alighting passengers per head has increased by around 6%.

## 6.5 Residual Queues and Potential Wait Times

6.5.1 There were 44 recorded instances of recorded residual queues at the Arrivals Square in the 2019 survey, 8 more than in 2018. However, in general the recorded length of residual queue was significantly lower in 2019 than in 2018, with a recorded peak of 32 passengers compared to 190 in 2018.

6.5.2 Details of the 44 recorded residual queues and potential wait times for a bus of the same service are summarised in Table 40. All of the recorded instances of residual queues occurred after U1 services. Graph 6.4 shows the boarding and residual queue profiles at the Arrivals Square between 16:00-19:30 recorded in the 2019 survey.

Services with Residual Queuing					Details of Next Available Same Service			
Service	Arrives	Departs	Boards	RQ	Arrives	Boards	Boards>RQ	Wait(mins)
U3	11:10	11:12	20	2	11:22	5	YES	10 mins
U3	12:40	13:00	29	3	12:44	0	NO	0 mins
U3	12:55	13:12	43	1	13:05	6	YES	0 mins
U3	14:30	14:52	21	2	14:37	22	YES	0 mins
U3	14:53	15:10	52	3	14:56	50	YES	0 mins
U3	15:37	15:52	28	1	15:40	33	YES	0 mins
U3	15:45	15:59	10	1	15:46	0	NO	0 mins
U3	15:54	16:04	42	5	16:01	60	YES	0 mins
U1	16:22	16:31	54	6	16:22	10	YES	0 mins
U1	16:26	16:38	29	4	16:31	46	YES	0 mins
U3	16:32	16:55	45	2	16:34	30	YES	0 mins
U1	16:39	16:54	7	6	16:40	0	NO	0 mins
U3	16:48	17:00	55	1	16:50	87	YES	0 mins
U3	16:50	17:13	87	32	16:53	0	NO	0 mins
U1	16:53	17:01	24	2	16:53	46	YES	0 mins
U3	17:01	17:22	70	15	17:07	80	YES	0 mins
U3	17:07	17:17	80	29	17:07	26	NO	0 mins
U1	17:10	17:22	61	1	17:15	26	YES	0 mins
U1	17:15	17:27	26	1	17:17	53	YES	0 mins
U3	17:22	17:24	23	3	17:26	0	NO	2 mins
U1	17:29	17:29	29	1	17:30	23	YES	1 min
U1	17:30	17:42	23	2	17:34	27	YES	0 mins
U3	17:32	17:37	0	3	17:33	26	YES	0 mins
U3	17:42	17:53	31	6	17:46	0	NO	0 mins
U3	17:54	17:58	39	4	17:57	72	YES	0 mins
U3	17:57	18:09	72	1	17:59	59	YES	0 mins
U3	18:00	18:13	73	11	18:03	75	YES	0 mins
U3	18:03	18:11	75	14	18:08	89	YES	0 mins
U3	18:08	18:18	89	12	18:17	91	YES	0 mins
U3	18:17	18:27	91	2	18:18	26	YES	0 mins
U3	18:18	18:18	26	2	18:28	37	YES	10 mins
U1	18:20	18:27	61	2	18:20	15	YES	0 mins
U3	18:33	18:37	28	2	18:33	29	YES	0 mins
U1	19:01	19:09	75	30	19:03	39	YES	0 mins
U1	19:03	19:09	39	17	19:10	29	YES	1 min
U1	19:15	19:21	31	7	19:27	65	YES	6 mins
U3	19:21	19:31	38	6	19:26	37	YES	0 mins
U1	19:27	19:40	65	6	19:41	34	YES	1 min
U3	19:29	19:43	25	4	19:43	63	YES	0 mins
U1	19:41	19:48	34	9	19:55	39	YES	7 mins
U3	19:43	19:56	63	2	19:48	66	YES	0 mins
U1	19:55	20:08	39	1	20:07	19	YES	0 mins
U1	20:07	20:15	19	4	20:19	27	YES	4 mins
U1	20:19	20:20	27	3	20:23	60	YES	3 mins

Table 40: Residual Queue and Potential Wait Times

6.5.3 A total of 17 instances of residual queuing were recorded after U1 services and 27 were recorded after U3 services. In 2018 all the recorded instances of residual queuing were recorded after U1 services.



- 6.5.4 However, it should be noted that for the 2019/20 academic year the former U1X service has now been renumbered as the U3 and the survey in 2018 did not distinguish between the two U1 services
- 6.5.5 As in previous years many of the recorded instances of residual queuing outside of the peak boarding periods do not appear to be associated with a lack of capacity on the departing service and may instead be down to passengers waiting for specific bus service or possibly waiting for another passenger.
- 6.5.6 The frequent number and over-lapping nature of bus services in the Arrivals Square often means that passengers in residual queues do not actually have to wait or only have to wait a short time for the next service to arrive.
- 6.5.7 It is noted that from 15:00 onwards, rather than demand developing gradually over time, the demand occurs in distinct peaks such that excess demand occurs, resulting in people having to wait for a later bus with capacity.
- 6.5.8 Similar peaks were observed in previous years. As the peaks in excess demand are so defined and heavily peaked, it is appropriate to consider why this occurs. Information on the University's website states that it is policy for lectures to end at 5 minutes past the hour and start at 15 minutes past - this is to allow adequate time for student changeover and travel between lecture theatres. It is, therefore, quite likely that the reason for these distinct peaks of excess demand is due to coinciding release of students from lectures who then wish to depart the University straight away.
- 6.5.9 There were 7 recorded instances where the number of passengers boarding the following service were less than the residual queue (shown highlighted), which is significantly lower than the 14 such instances recorded in 2018. It should be noted that none of the 7 instances are as result of the residual queue being larger than the capacity of the following service. In 6 out of the 7 instances no passengers actually boarded the next same service to arrive.
- 6.5.10 It is also noted that only 2 of these highlighted instances involved long residual queues (32 and 29) after services which had a high number of passengers boarding (87 and 80).
- 6.5.11 Looking at these instances in more detail there was a residual queue recorded for the U3 service which arrived at 16:50, no passengers boarded the 16:53 U3 service but 65 passengers boarded the following U3 services which arrived at 17:00. For the U3 service which arrived at 17:07 all but 3 passengers of the residual queue of 29 boarded the following service.
- 6.5.12 Since the surveys undertaken in 2018 there has been significant improvements made to the layout of the Arrival Square, providing more capacity and additional layover space. There has also been changes to the operation of the Arrival Square in terms of where buses set down and pick up passengers from.
- 6.5.13 The Arrivals Square was much busier in 2019 than in 2018 in terms of numbers of buses across the 24hr surveyed period, with 368 buses recorded in the 2019 survey compared to 275 in 2018.

## 6.6 Bus Survey Summary

### 6.6.1 Key points of the car parking surveys include:

- Since the surveys undertaken in 2018 there has been significant improvements made to the layout of the Arrival Square, providing more capacity and additional layover space. There has also been changes to the operation of the Arrival Square in terms of where buses set down and pick up passengers from.
- University bus patronage has increased year-on-year since 2009 until 2016, with patronage decreasing in 2017 and 2018. In 2019 bus patronage has slightly increased from the 2018 level but is still below the level recorded in 2017.
- An increase of 6% (704 combined boards and alights) was recorded in 2019 in comparison to 2017. The levels recorded in 2018 are similar to those recorded in 2015.
- First operates all the frequent bus services that serve the university: U1, U2, U3 and 20.
- In total, there were 74 timetabled arrivals in the AM peak period (07:00-10:00) and 89 timetabled departures in the PM peak period (16:00-19:00) compared to 78 AM arrivals and 89 PM departures in 2018. In terms of the actual number of services there were 78 arrivals in the AM peak and 89 in the PM peak compared to 60 in the AM peak and 50 in the PM peak in 2018.
- The stop at the top of Bathwick Hill is predominantly used by passengers alighting in the morning and is much less used by passengers boarding services. The reason for this is obvious - buses leaving the campus in the afternoon are generally well loaded, meaning that there would be a risk for anyone seeking to use the Bathwick Hill stop of the bus not stopping. Hence, catching a bus from the Arrivals Square is a more reliable option, and this is reflected in the high number of boarders at Arrivals Square during the PM peak.
- The bus stop adjacent to the Sports Training Village (Norwood Avenue) is infrequently used by passengers either boarding or alighting service.
- The Arrivals Square is the most extensively used stop on the campus and has large expressed demand for bus travel with the 2019 survey showing between 859-1,143 persons wishing to leave the University by bus every hour between 16:00 and 19:00.
- This exodus of students/staff was overall higher than in 2018 but lower than in 2017 and 2016 - 2018 (949-995 people), 2017 (790-1644 people), 2016 (1400-1620 people)- and more similar to the lower levels recorded in 2013 (860-1180 people). The 2019 levels remained higher than 2011 levels (700 people) and prior to 2011 levels where fewer than 350 people were recorded.
- The total number of arrivals over the 3-hour morning period in 2019 has decreased by around 180 people when compared to 2018, with around 4,101 arrivals recorded in total. The total number of departures over the 3-hour evening period in 2019 has increased by around 190 people when compared to 2018, with around 3,121 departures recorded in total.

- In 2019, both the number of recorded instances of residual queuing increased compared to 2018 but the recorded length of residual queue was significantly lower in 2019 than in 2018, with a recorded peak of 32 passengers compared to 190 in 2018.
- The frequency of services provided means that there is often an overlap of buses at the Arrivals Square so that often passengers in residual queues effectively do not have to wait for the next service or if they do have to wait it is generally for only a short time.
- In 2018 there was a sustained period of residual queuing recorded between 16:08 and 16:29 (covering 5 consecutive services) when the number of passengers boarding the following bus service was less than the recorded residual queue. This pattern of residual queuing was not observed again in 2019 and had not been seen prior to 2018 in the annual bus surveys at the campus.

## 7 Cycle Parking Survey

### 7.1 Introduction

7.1.1 Cycles parked the University were surveyed on Tuesday 27th November 2018 between 07:30 and 18:30.

7.1.2 Cycle parking is distributed right across the campus at around 50 separate locations and totals 499 cycle stands, of which 463 (93%) are covered. The number of stand type is shown below in Table 41. The location of the cycle stands is shown as Plan 5 and the data from survey is contained within Appendix 6.

Sheffield Style Covered	Sheffield Style Uncovered	Butterfly Style Covered	Butterfly Style Uncovered	Total
451	36	12	0	499

Table 41: Cycle Parking Provision (November 2019)

7.1.3 The number of cycle spaces currently available has been calculated as 986, this is based on the assumption that each 'Sheffield' style stand offers 2 cycle spaces.

### 7.2 Cycle Parking Usage

7.2.1 The results from the November 2019 cycle parking beat surveys are summarised in Table 42 and shown on Graph 7.1.

Time	Cycle Parking		Motorcycle
	Cycles Parked	Occupancy	
07:30	227	23%	1
08:00	277	28%	1
09:00	354	36%	1
10:00	437	44%	2
11:00	470	48%	2
12:00	496	50%	3
13:00	502	51%	3
14:00	498	51%	3
15:00	478	48%	3
16:00	432	44%	1
17:00	385	39%	1
18:00	336	34%	1
18:30	283	29%	0

Table 42: Cycle Parking Accumulation (November 2019)

7.2.2 It can be seen that the peak number of cycles parked on campus was 502 at 13:00 which equates to an occupancy level of 51% of the 986 cycle spaces provided on campus. In 2018 the recorded maximum peak was 482, in 2017 it was 516 cycles, in 2016 it was 563 cycles. The recorded peak in 2010 was 350 cycles, therefore there has been around a 43% increase in the number of cycles parked on campus since 2010.

7.2.3 Whilst there is adequate bicycle parking to accommodate current demand across the campus as a whole, there are certain locations that were observed to be over capacity. The provision of additional parking spaces in these areas to accommodate the additional demand could be considered.

7.2.4 There were 3 locations which were over capacity in the November 2019 survey. Details of the over-capacity cycle parking areas are:

- Site 4 - 2 cycles over capacity;
- Site 6 - 1 cycle over capacity; and
- Site 10 - 1 cycle over capacity;

7.2.5 In terms of the most popular parking areas on campus there were 8 locations which had 20 or more cycles parked:

- Site 10 - 23 cycles parked;
- Site 13 - 31 cycles parked;
- Site 15 - 20 cycles parked;
- Site 17 - 22 cycles parked;
- Site 18 - 42 cycles parked;
- Site 40 - 26 cycles parked;
- Site 41 - 24 cycles parked; and
- Site 56 - 20 cycles parked.

### 7.3 Cycle Parking Summary

7.3.1 Across the campus there are 499 cycle stands providing parking for 986 spaces.

7.3.2 In the November 2019 survey the recorded peak number of cycles parked on campus was 502 at 13:00, equating to 51% of the 986 capacity on site.

7.3.3 There were 8 locations where 20 or more cycles were recorded and 3 locations which were recorded as being over capacity.

## 8 Modal Share

### 8.1 Introduction

8.1.1 From the survey data collected a snapshot picture can be built of the modal share for movements to and from the University for a typical weekday.

- The calculation of modal share percentages is based on the following data sets:
- Manual Count Data from November 2019 - car drivers, car sharing, motorcyclists, cyclists and pedestrians (Appendix 2);
- The count of pedestrians and cyclists using the link between the University campus and the top of Bathwick Hill (Appendix 3); and
- Total boards and alights from the surveyed bus stops at the top of Bathwick Hill, Norwood Avenue and the Arrivals Square - (Appendix 7).

### 8.2 Modal Share

8.2.1 The calculated modal share percentages from the November 2019 surveys are summarised in Table 43 and shown as Graph 8.1.

Mode of Travel	No	%
Car Driver - Sole Occupant	5,266	25.4%
Car Driver - With 1+ Passengers	868	4.2%
<b>Total Car Drivers</b>	<b>6,134</b>	<b>29.5%</b>
Car Passengers	949	4.6%
Motorcycles	171	0.8%
Public Transport - Bus	11,461	55.2%
Cycle	576	2.8%
Walk	1,469	7.1%
All Modes	20,760	

Table 43: Modal Share (08:00-18:00) - November 2019

8.2.2 Across a 10hr day (08:00 to 18:00), 55.2% of people use the bus to travel to and from the University compared with 29.5% of people who drive to/from the University. Of those that drive to the University, 25.4% do so as a sole occupant car driver and 4.2% bring 1 or more passengers. Overall, 34.1% of people travel to the University by car, either as a driver or passenger.

8.2.3 Despite walking and cycling taking a low percentage share (7.1% and 2.8% respectively) of the overall travel movements into the site, the recorded volumes demonstrate they are still utilised by a number of site users, despite the hilly topography from the city centre to the campus and the distance from non-campus student residential areas to the site.

8.2.4 Table 44, overleaf, compares the 10hr (08:00-18:00) modal splits for 2007, 2016, 2017, 2018 and 2019 data from the intervening years can be found within previous baseline reports.

Mode of Travel	2007		2016		2017		2018		2019	
	No	%	No	%	No	%	No	%	No	%
Car Driver - Sole Occupant	4,487	29.7%	4959	21.8%	4616	21.1%	5,089	26.1%	5,266	25.4%
Car Driver - With 1+ Passengers	1167	7.7%	726	3.2%	849	3.9%	751	3.9%	868	4.2%
<b>Total Car Drivers</b>	<b>5,654</b>	<b>37.4%</b>	<b>5,685</b>	<b>25.0%</b>	<b>5,465</b>	<b>25.0%</b>	<b>5,840</b>	<b>30.0%</b>	<b>6,134</b>	<b>29.5%</b>
Car Passengers	1,490	9.9%	809	3.6%	954	4.4%	861	4.4%	949	4.6%
Motorcycles	116	0.8%	150	0.7%	164	0.8%	119	0.6%	171	0.8%
Public Transport - Bus	6821	45.1%	13,550	58.9%	12,799	58.6%	10,795	55.4%	11,461	55.2%
Cycle	285	1.9%	681	3.0%	658	3.0%	503	2.6%	576	2.8%
Walk	745	4.9%	1861	8.2%	1,790	8.2%	1,367	7.0%	1,469	7.1%
<b>Total Movements</b>	<b>15,111</b>		<b>22,736</b>		<b>21,830</b>		<b>19,485</b>		<b>20,760</b>	

**Table 44: Comparison of Modal Share (08:00-18:00) - 2007, 2016, 2017, 2018 & 2019**

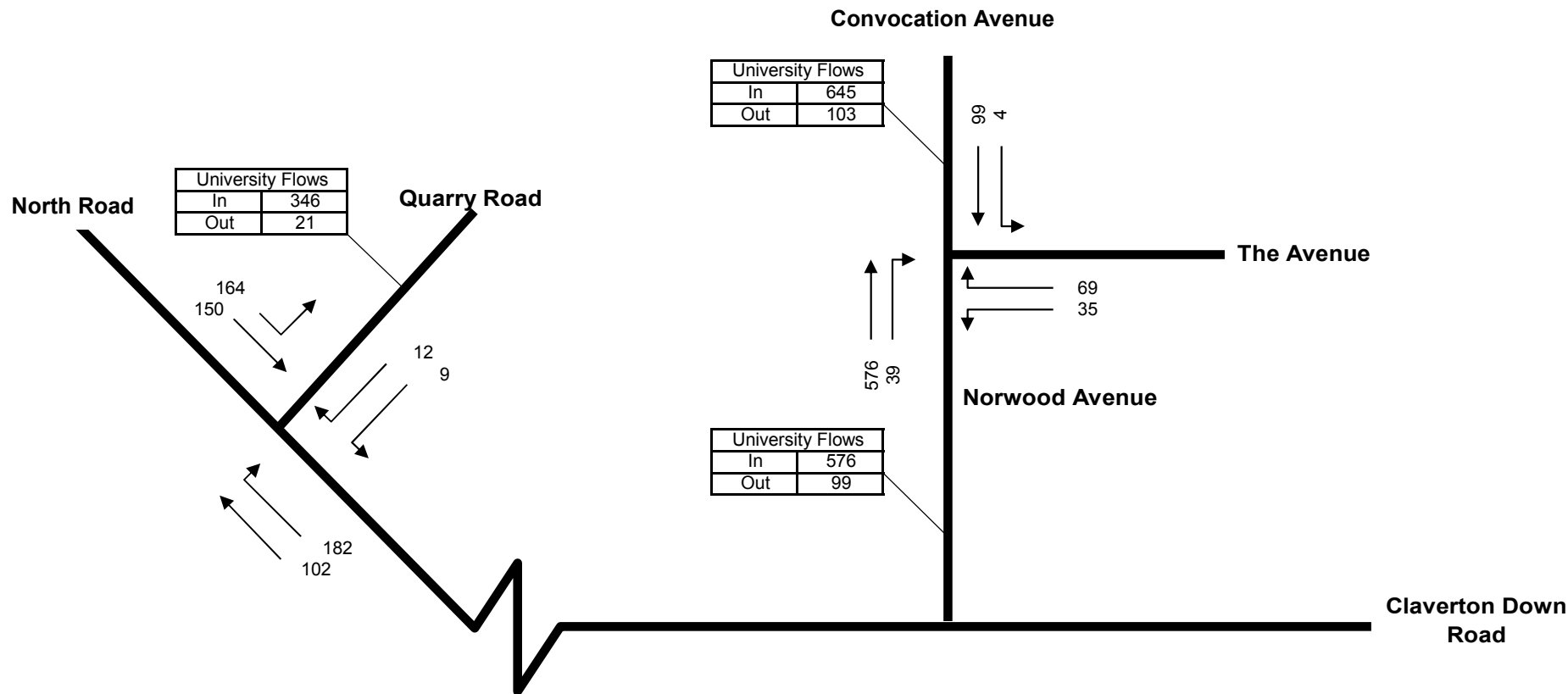
- 8.2.5 Table 44 shows that between 2018 and 2019 total movements have increased by 1,275 movements. In the same time staff and student FTE numbers have increased by 2.6% and on-campus numbers have increased by 2.4%. In 2019 the total number of those driving to/from the University has increased by 294 movements but the proportion of modal share has decreased by from 30.0% to 29.5% when compared to 2018.
- 8.2.6 The number of car passengers has increased slightly by 88 since 2018 and the modal share has also increased slightly to 4.6% in 2019 compared to 4.4% in 2018.
- 8.2.7 The number of motorcycles has increased by 52 since last year and the modal share for motorcycle use, at 0.8%, returned to the level seen in both 2007 and 2017.
- 8.2.8 Overall, it can be seen that the number of people travelling to and from the University by non-car modes has increased by 893 (13,677 movements compared to 12,784) since 2017. Travel by bus has seen an increase of 666 movements, travel on foot has increased by 102 movements and cycling has increased by 73 movements.
- 8.2.9 Table 45 summarises the change in the total trips to and from the campus by all modes of travel between 08:00 and 18:00 and trips per head of staff/students (FTE).
- 8.2.10 The total number of trips per staff/student FTE head of has increased by around 4% compared with last year.

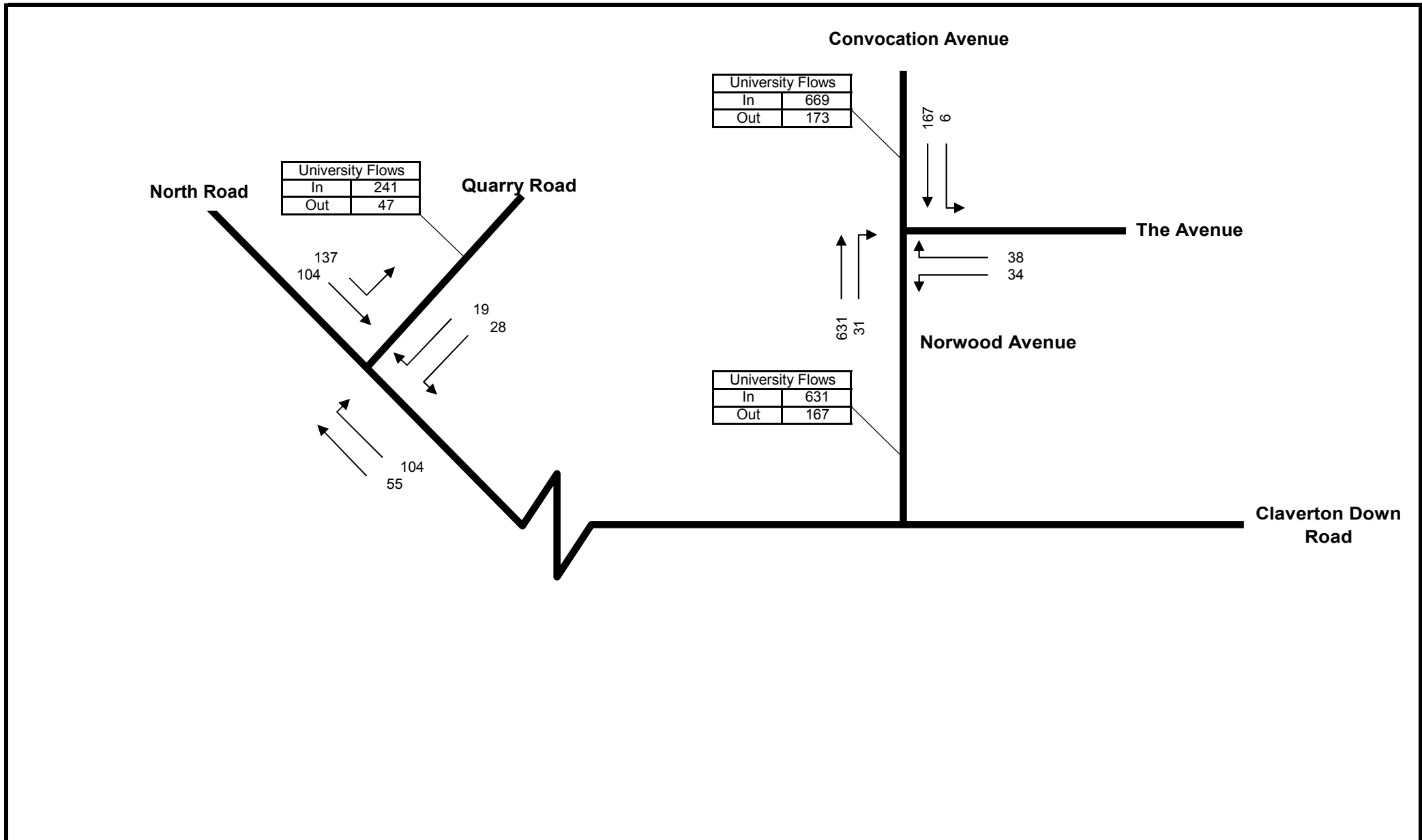
Year	Combined FTE Total	Total Trips (10Hr)	Trips per Head	% change	Trips per Head - 3-Year Rolling Average
2007	12,140	15,111	1.245	-	-
2009	12,774	15,666	1.226	-1.50%	-
2010	13,251	17,872	1.349	10.00%	1.273
2011	13,542	17,633	1.302	-3.50%	1.292
2012	13,809	17,966	1.301	-0.17%	1.317
2013	14,713	19,044	1.294	-0.53%	1.299
2014	15,062	18,695	1.241	-4.1%	1.279
2015	16,077	18,695	1.163	-6.3%	1.262
2016	16,824	22,736	1.351	8.9%	1.281
2017	17,705	21,830	1.233	-8.8%	1.279
2018	18,127	19,485	1.075	-12.8%	1.220
2019	18,567	20,760	1.118	4.0%	1.142

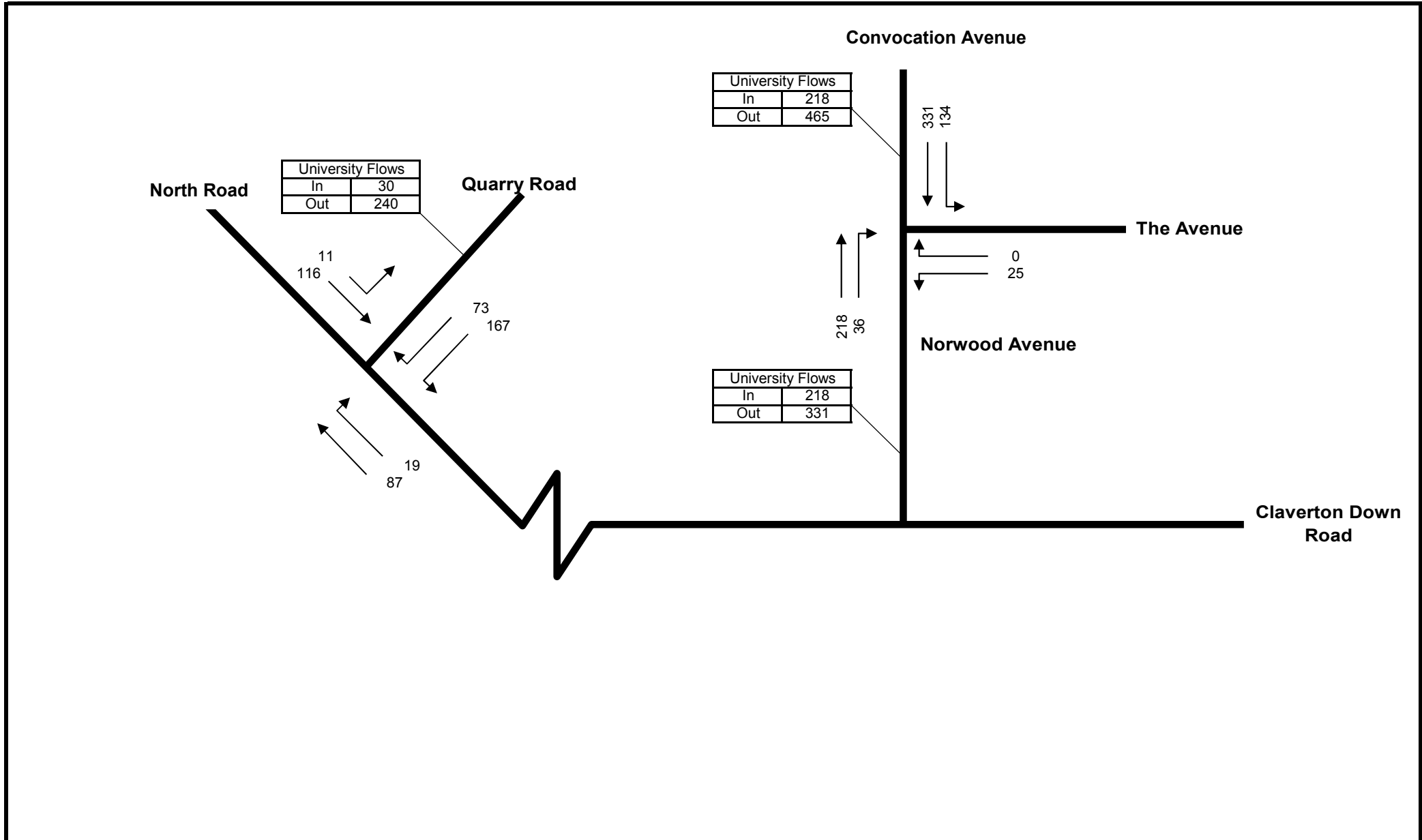
**Table 45: Total Trips per head of Staff/Student (FTE)**

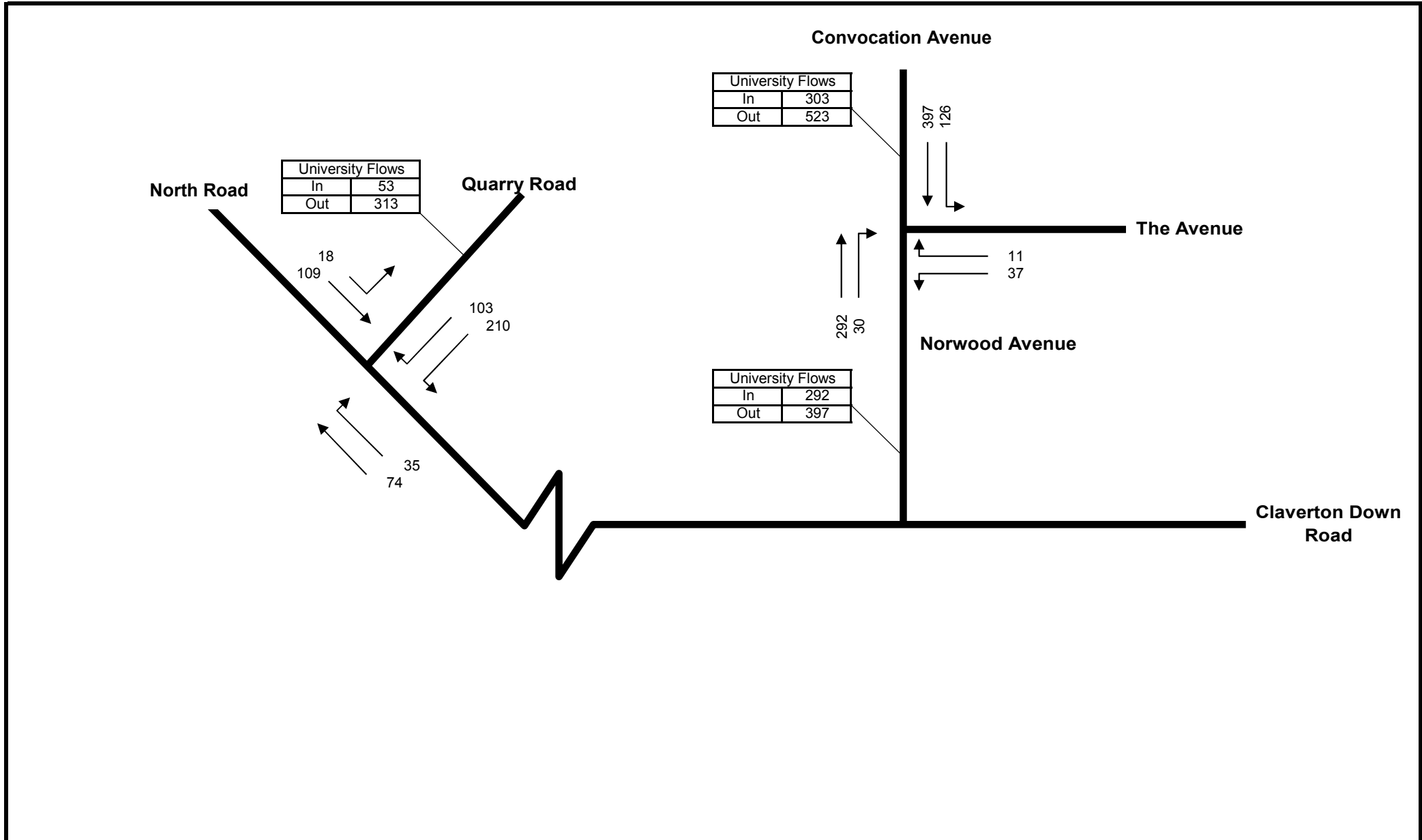


# Figures



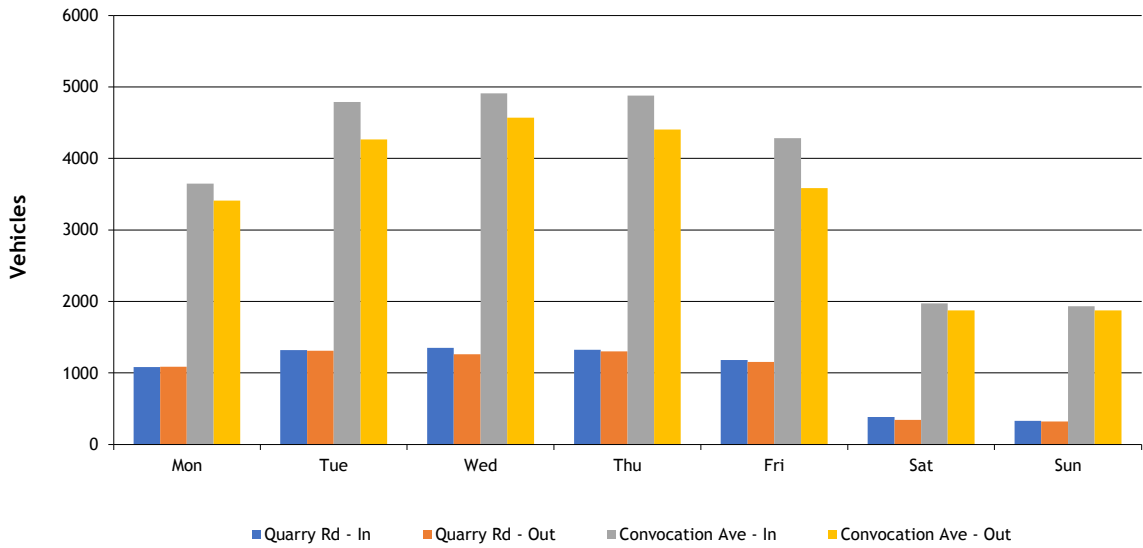




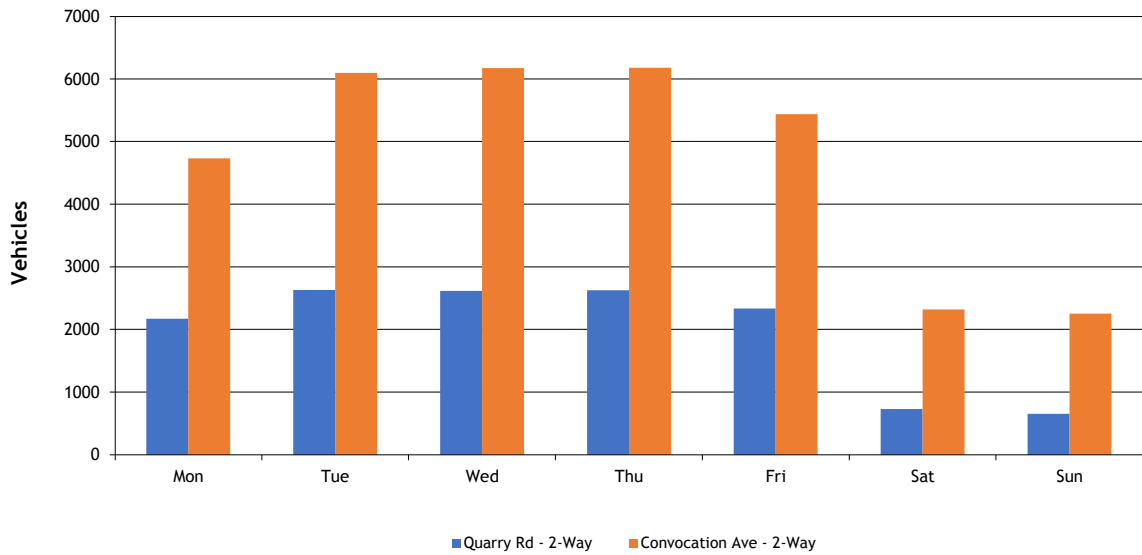


# Graphs

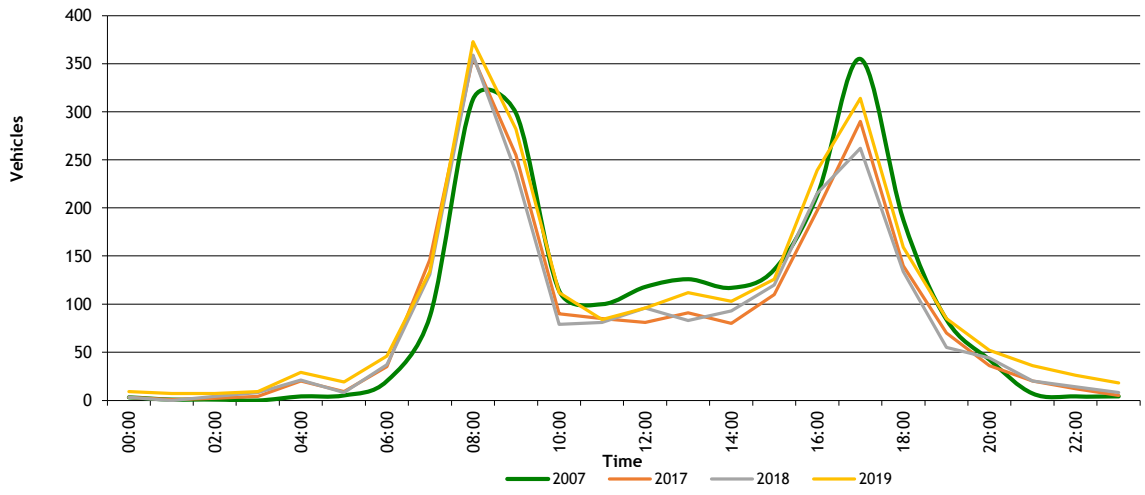
**Graph 3.1 - Daily ATC In and Out Flows for Quarry Road and Convocation Avenue (Nov 2019)**



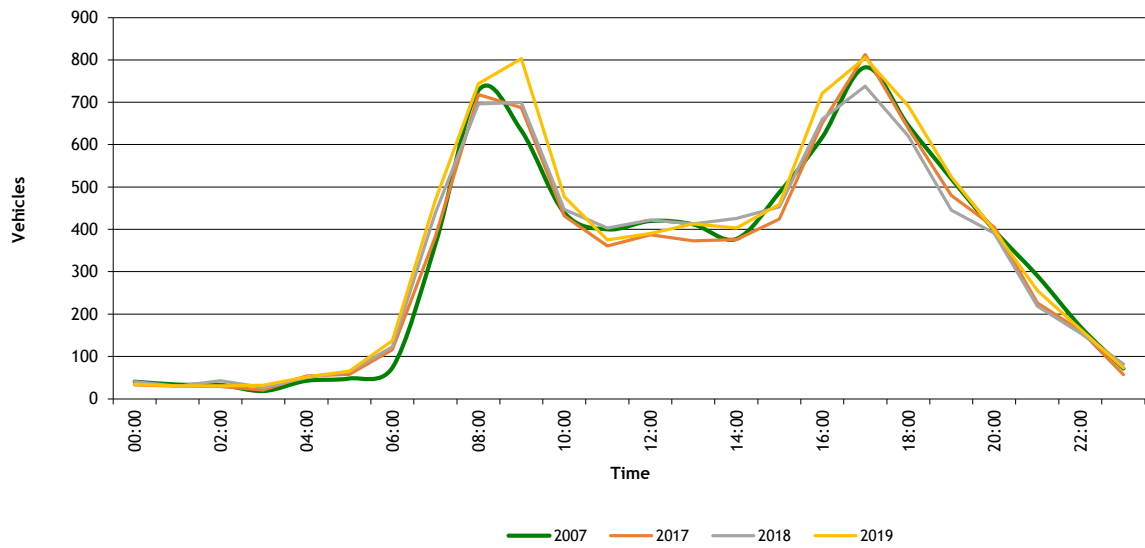
**Graph 3.2 - Daily 2-Way ATC Flows for Quarry Road and Convocation Avenue (Nov 2019)**



**Graph 3.3 - Average Weekday ATC 2-Way Flow Profile:  
Quarry Road (2007, 2017, 2018 & 2019)**

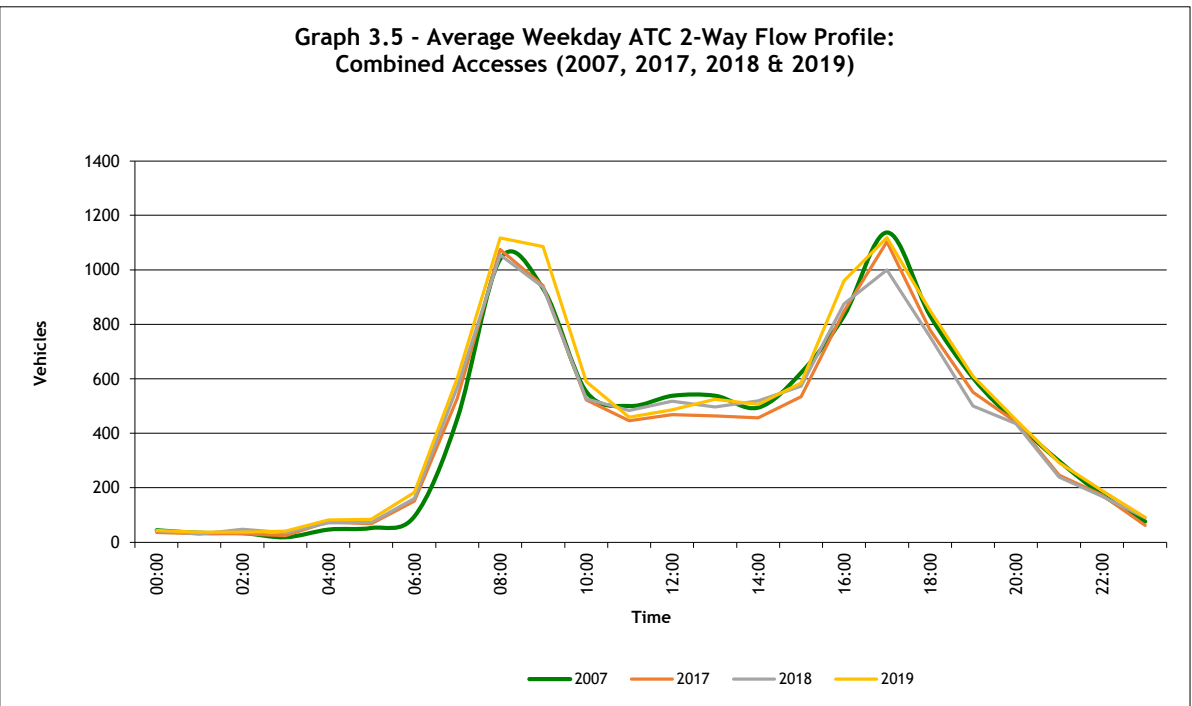


**Graph 3.4 - Average Weekday ATC 2-Way Flow Profile:  
Convocation Avenue (2007, 2017, 2018 & 2019)**

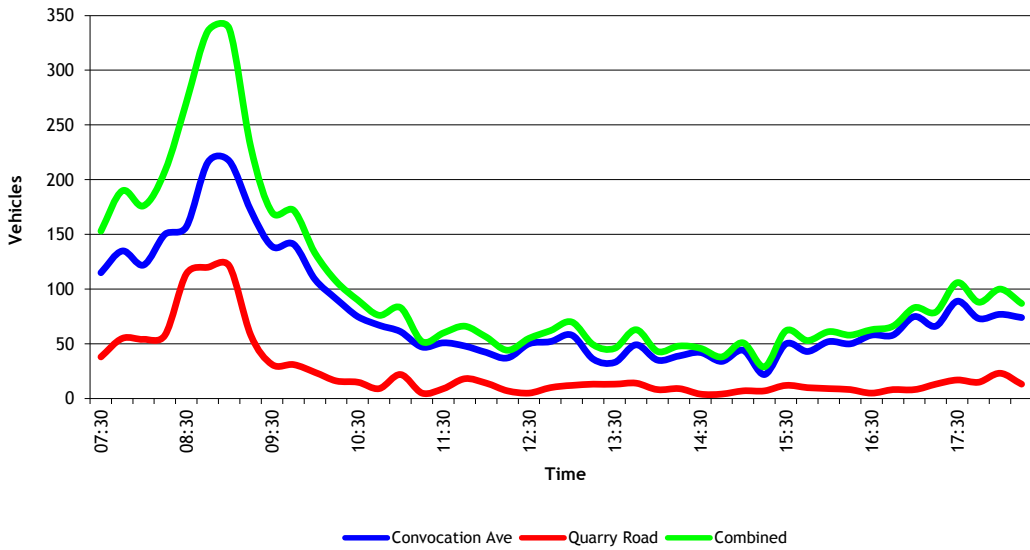




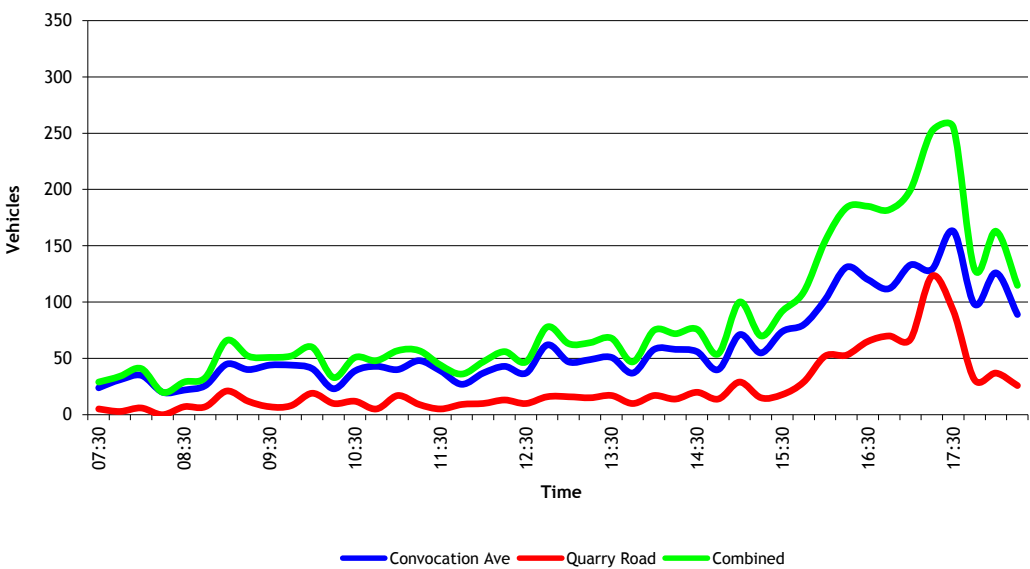
Graph 3.5 - Average Weekday ATC 2-Way Flow Profile:  
Combined Accesses (2007, 2017, 2018 & 2019)



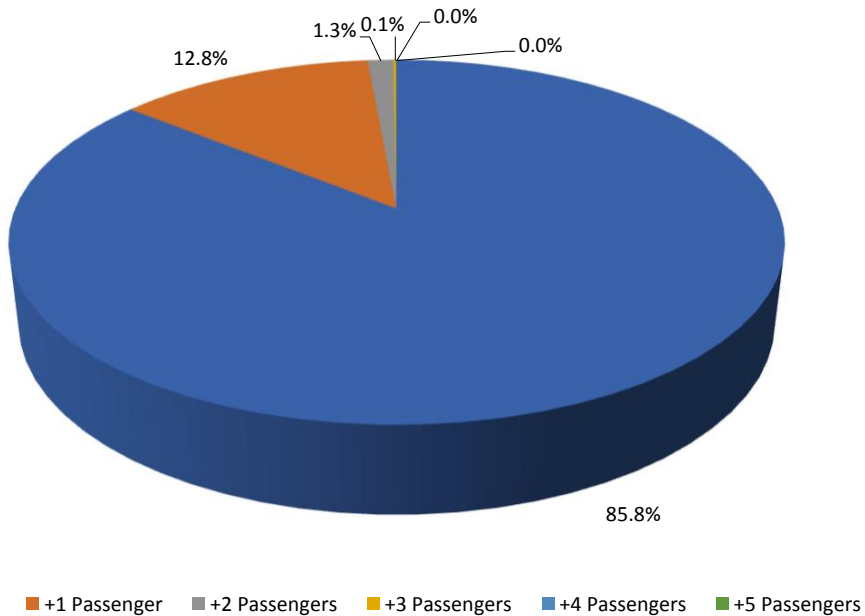
**Graph 4.1 - Manual Classified Counts - Inbound Flows  
Tuesday 19th November 2019**



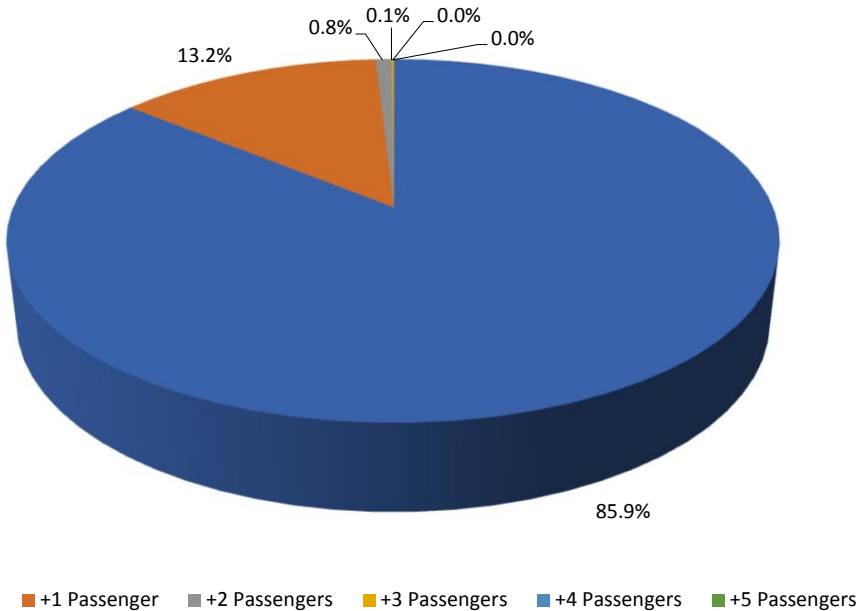
**Graph 4.2 - Manual Classified Counts - Outbound Flows  
Tuesday 19th November 2019**



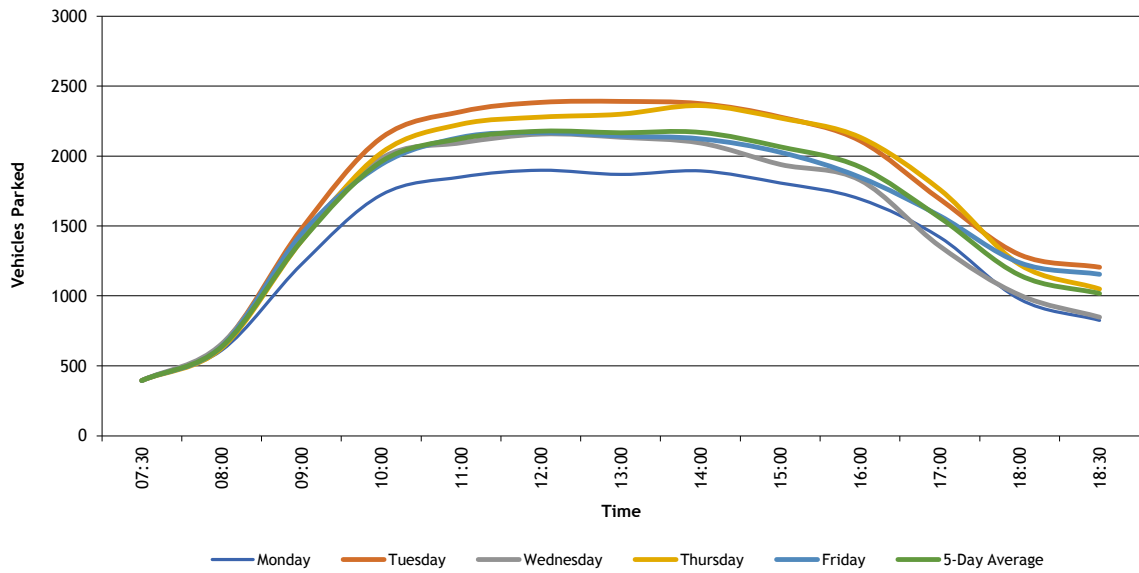
Graph 4.3 - Car Sharing for Inbound Cars (08:00-18:00) - November 2019



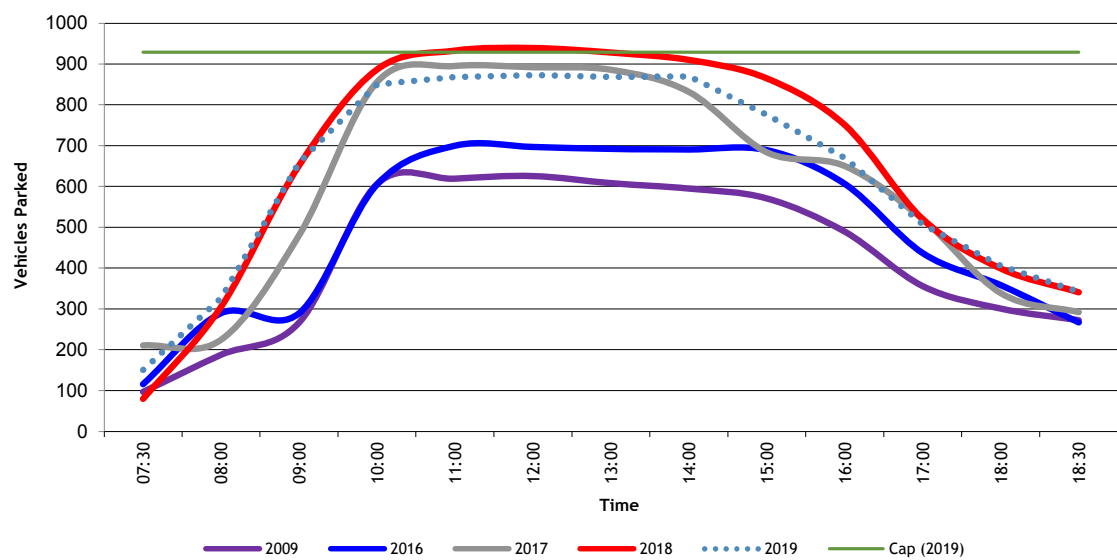
Graph 4.4 - Car Sharing for Outbound Cars (08:00-18:00) - November 2019



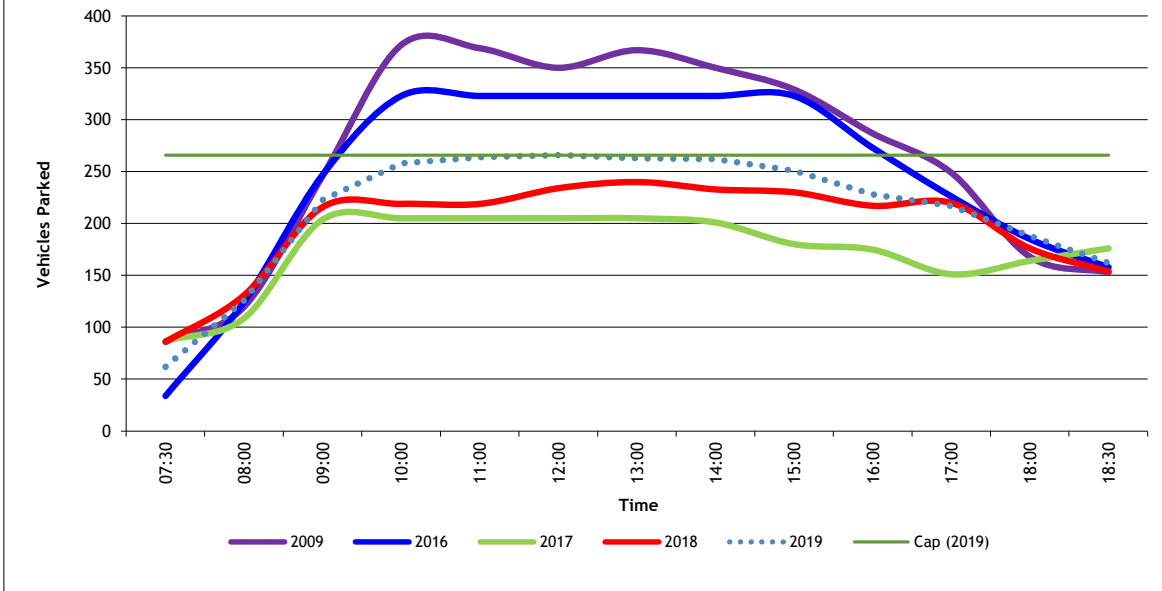
**Graph 5.1 - Campus Weekly Parking Accumulation Profile - November 2019**



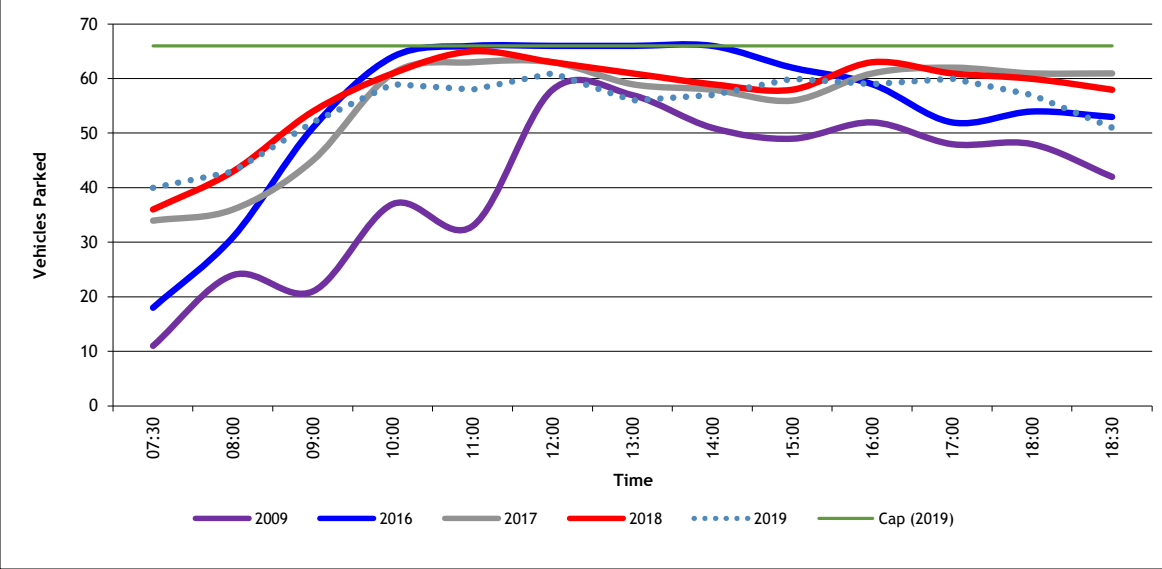
**Graph 5.2 - East Car Park Occupancy - November 2009, 2016, 2017, 2018 & 2019**



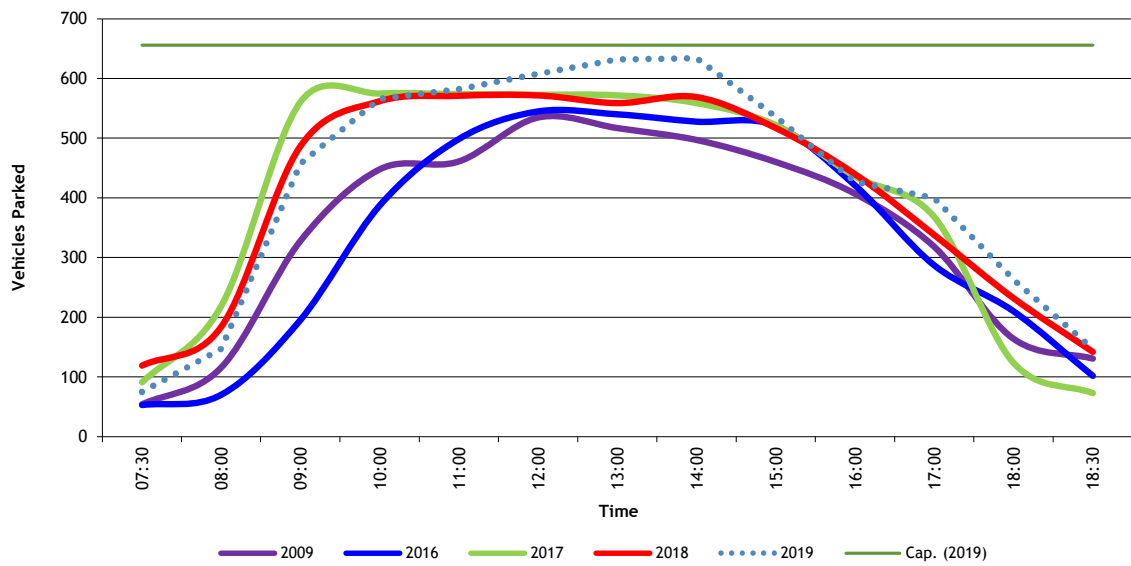
**Graph 5.3 - South Car Park Occupancy - November 2009, 2016, 2017, 2018 & 2019**



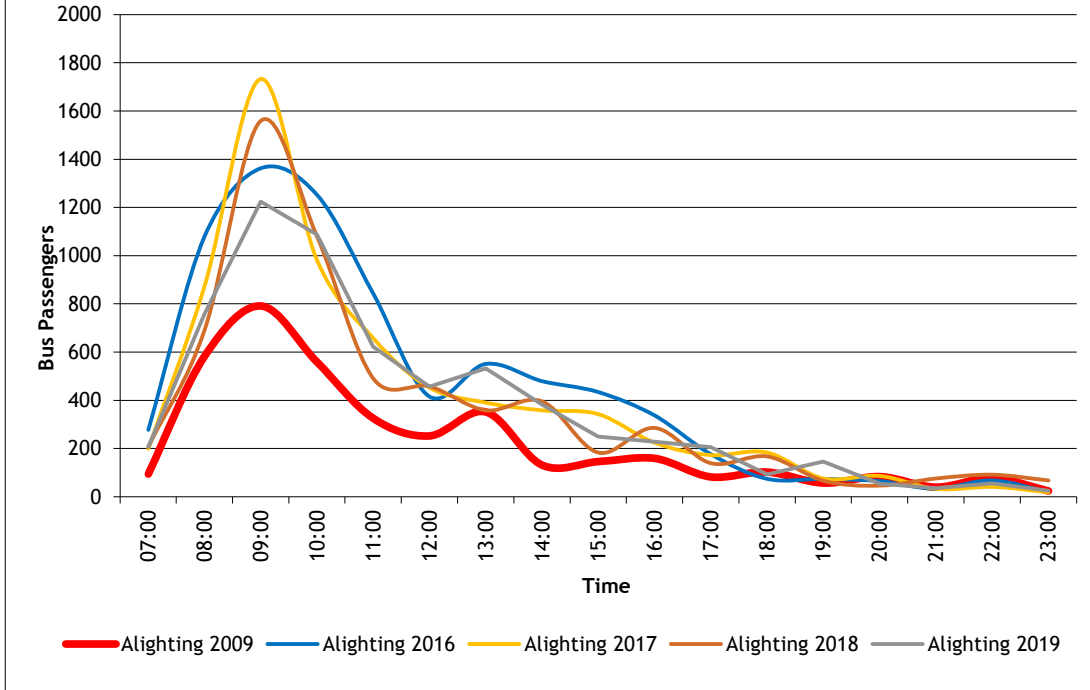
**Graph 5.4 - Sports Training Village Car Park Occupancy November 2009, 2016, 2017, 2018 & 2019**



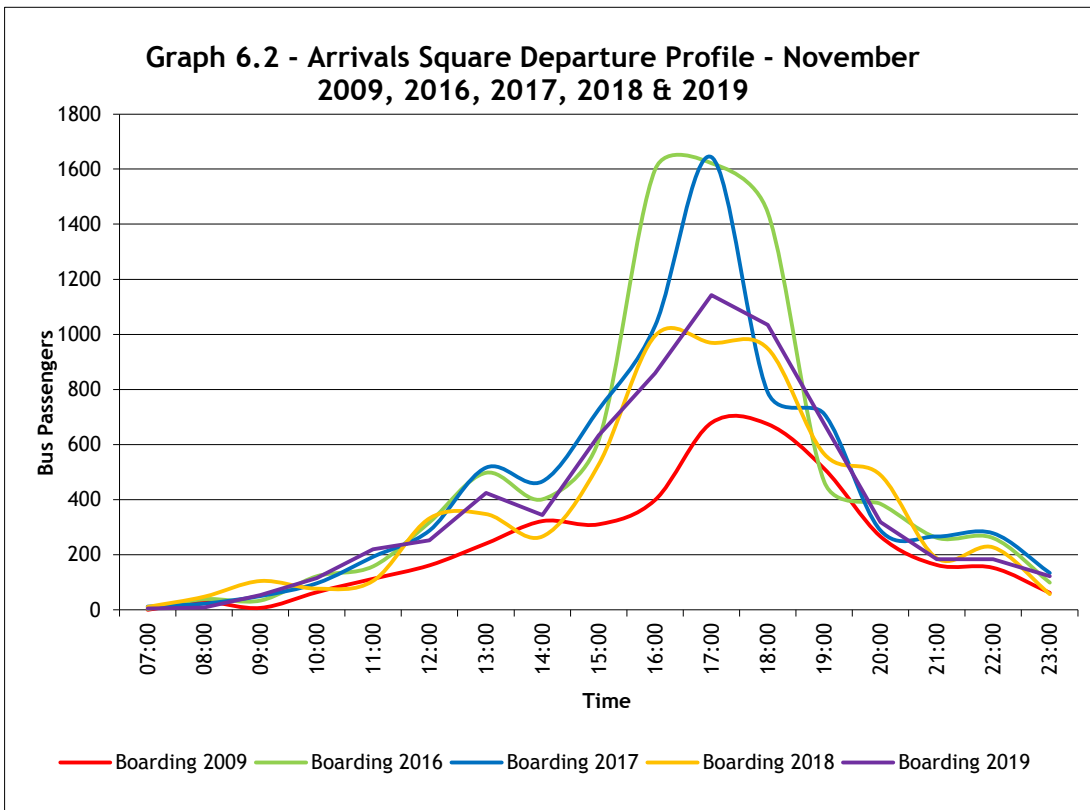
Graph 5.5 - West Car Park Occupancy - November 2009, 2016, 2017, 2018 & 2019

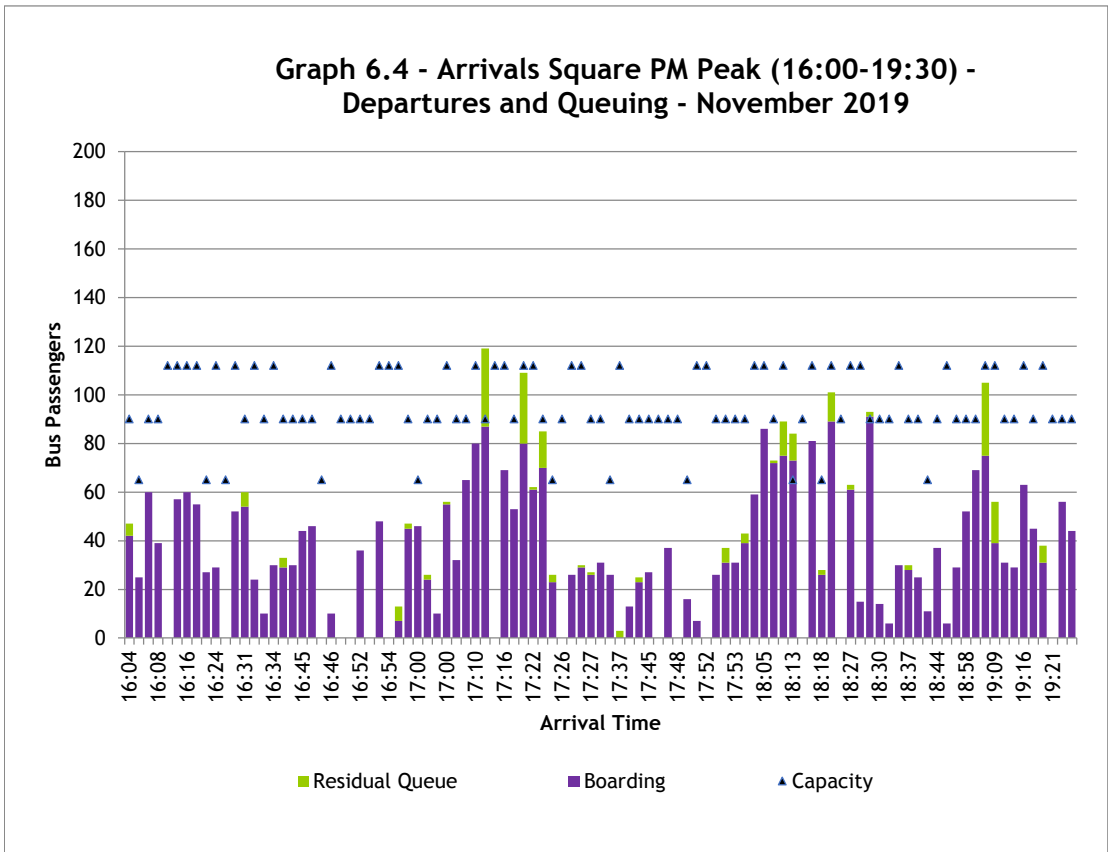
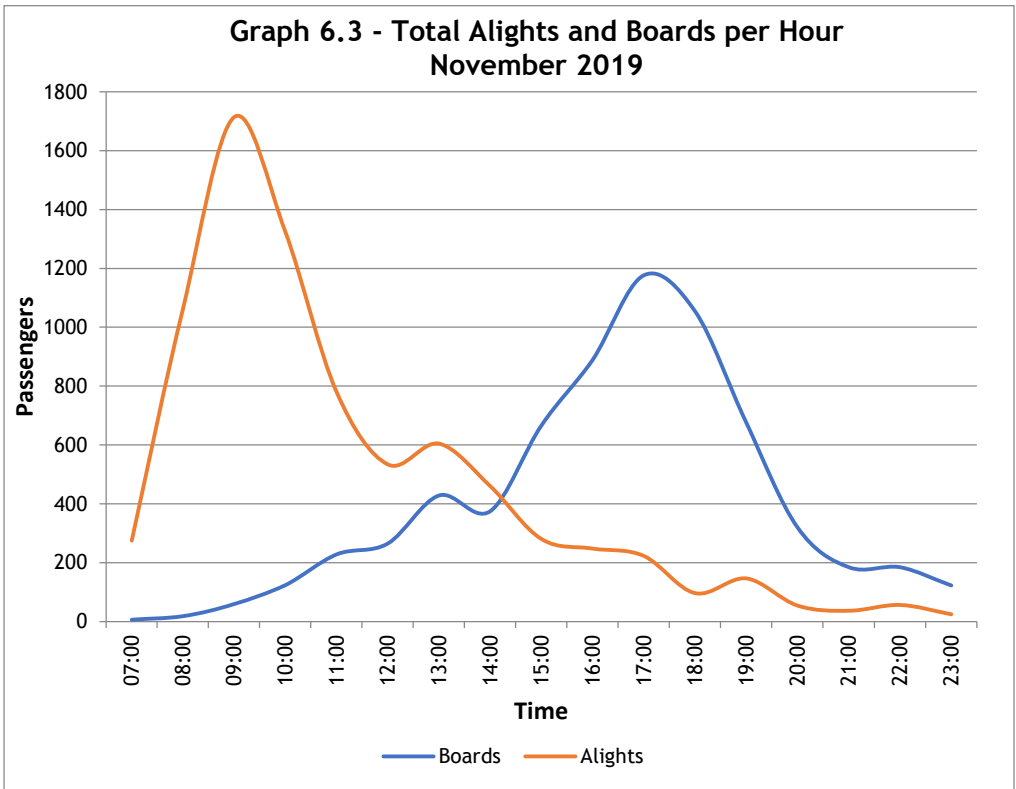


**Graph 6.1 - Arrivals Square Arrival Profile - November 2009, 2016, 2017, 2018 & 2019**



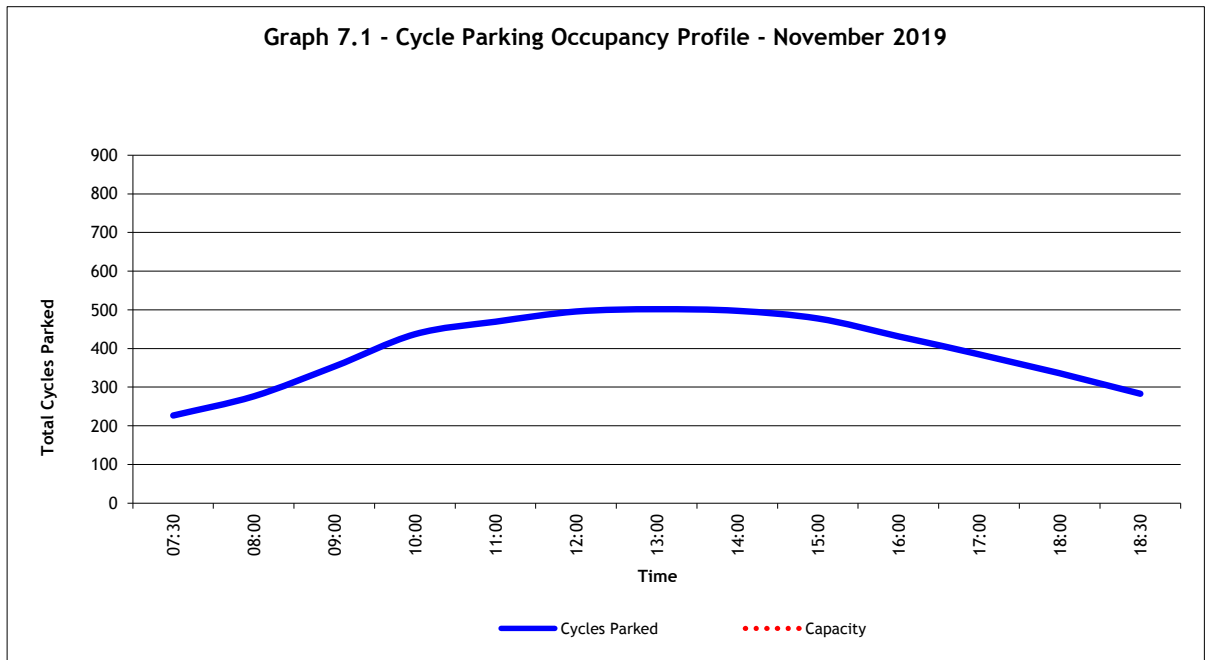
**Graph 6.2 - Arrivals Square Departure Profile - November 2009, 2016, 2017, 2018 & 2019**



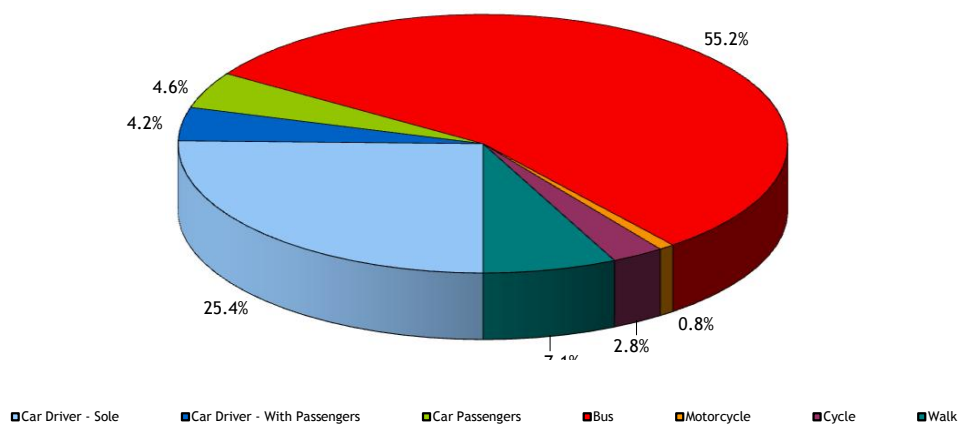




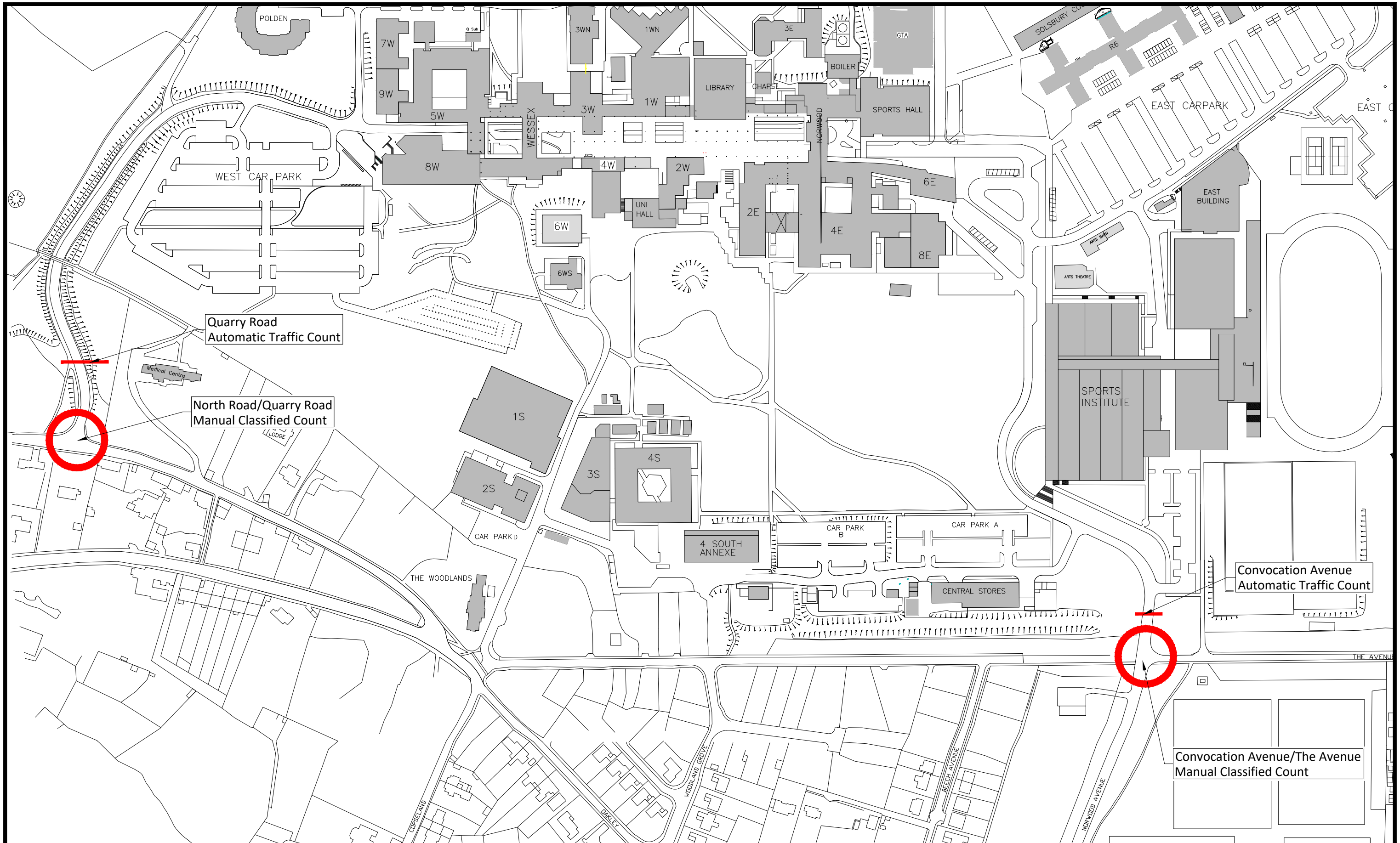
Graph 7.1 - Cycle Parking Occupancy Profile - November 2019



**Graph 8.1 - Percentage Modal Split for Two-way Movements  
(08:00 - 18:00) November 2019**



# Plans

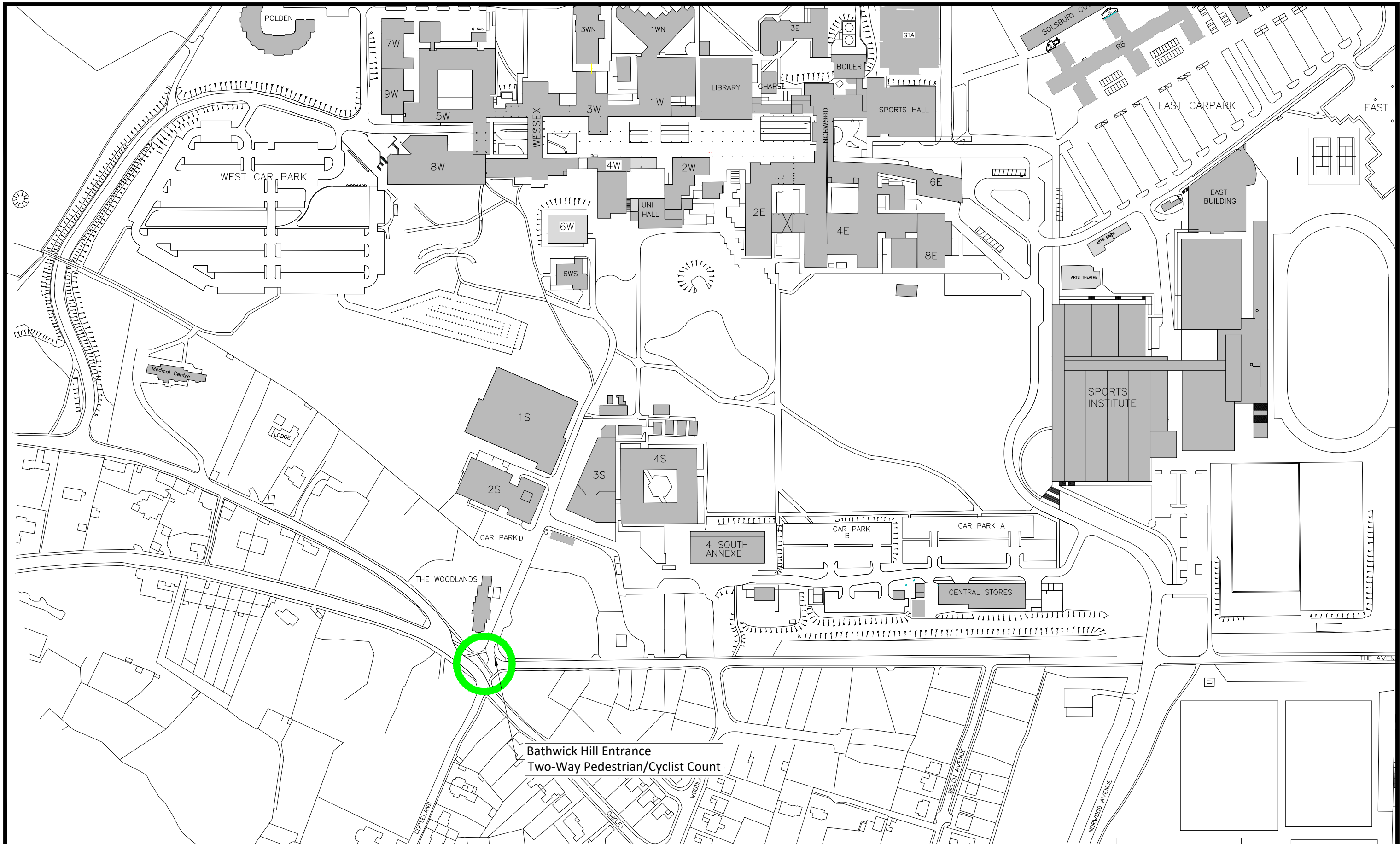


**I M A** TRANSPORT PLANNING  
 11 KINGSMEAD SQUARE  
 BATH BA1 2AB  
 t: 01225 444 011  
 www.ima-tp.com

CLIENT: **University of Bath**  
 PROJECT: **Traffic and Travel Surveys 2019**

TITLE: **- PLAN 1 -  
 ATC and Manual Count Survey Locations**

SCALE: (A3) NTS	CHECKED:	APPROVED:
CAD FILE: IMA-19-199-002.dwg	DESIGN/DRAWN: NP	DATE: November 2019
PROJECT No: IMA-19-199	DRAWING No: 002	REV:



Bathwick Hill Entrance  
Two-Way Pedestrian/Cyclist Count

**I M A** TRANSPORT PLANNING  
 11 KINGSMEAD SQUARE  
 BATH BA1 2AB  
 T: 01225 444 011  
 www.ima-tp.com

CLIENT: **University of Bath**  
 PROJECT: **Traffic and Travel Surveys 2019**

TITLE: **- PLAN 2 -  
 Pedestrian Count Location**

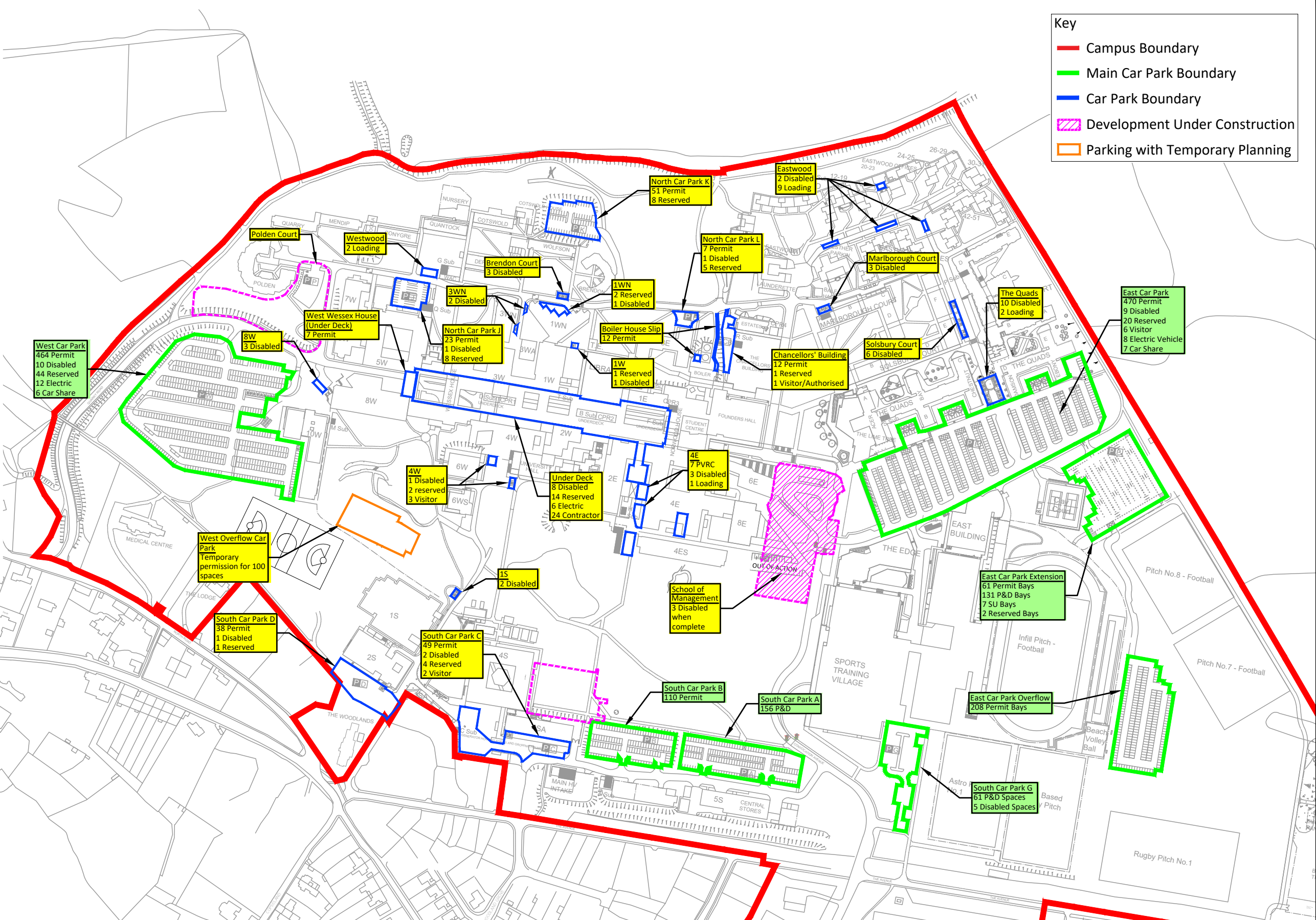
SCALE: (A3) NTS	CHECKED: IMA	APPROVED: IMA
CAD FILE: IMA-19-199-003.dwg	DESIGN/DRAWN: NP	DATE: November 2019
PROJECT No: <b>IMA-19-199</b>	DRAWING No: <b>003</b>	REV:



**Schedule:**  
 Standard Bays - 1970  
 1,497 Permit  
 348 Pay & Display  
 125 Reserved  
 Special Bays - 124  
 11 Visitor  
 13 Car Share  
 21 Electric Vehicle Charging  
 72 Disabled  
 7 Student Union Reserved  
 Bays with Temporary Planning -  
 100  
 West car park overflow - 100  
**Total Parking Bays - 2,194**  
 Operational Bays - 23  
 5 Contractor  
 11 Loading  
 7 PVRC  
**Total Spaces - 2,217**  
 Bays Out of Use - 3  
 3 Disabled in SoM  
**Total Spaces On-Campus - 2,220**

**Key**

- Campus Boundary
- Main Car Park Boundary
- Car Park Boundary
- Development Under Construction
- Parking with Temporary Planning



**I M A** TRANSPORT PLANNING  
 11 KINGSMEAD SQUARE  
 BATH BA1 2AB  
 T: 01225 444 011  
 www.ima-tp.com

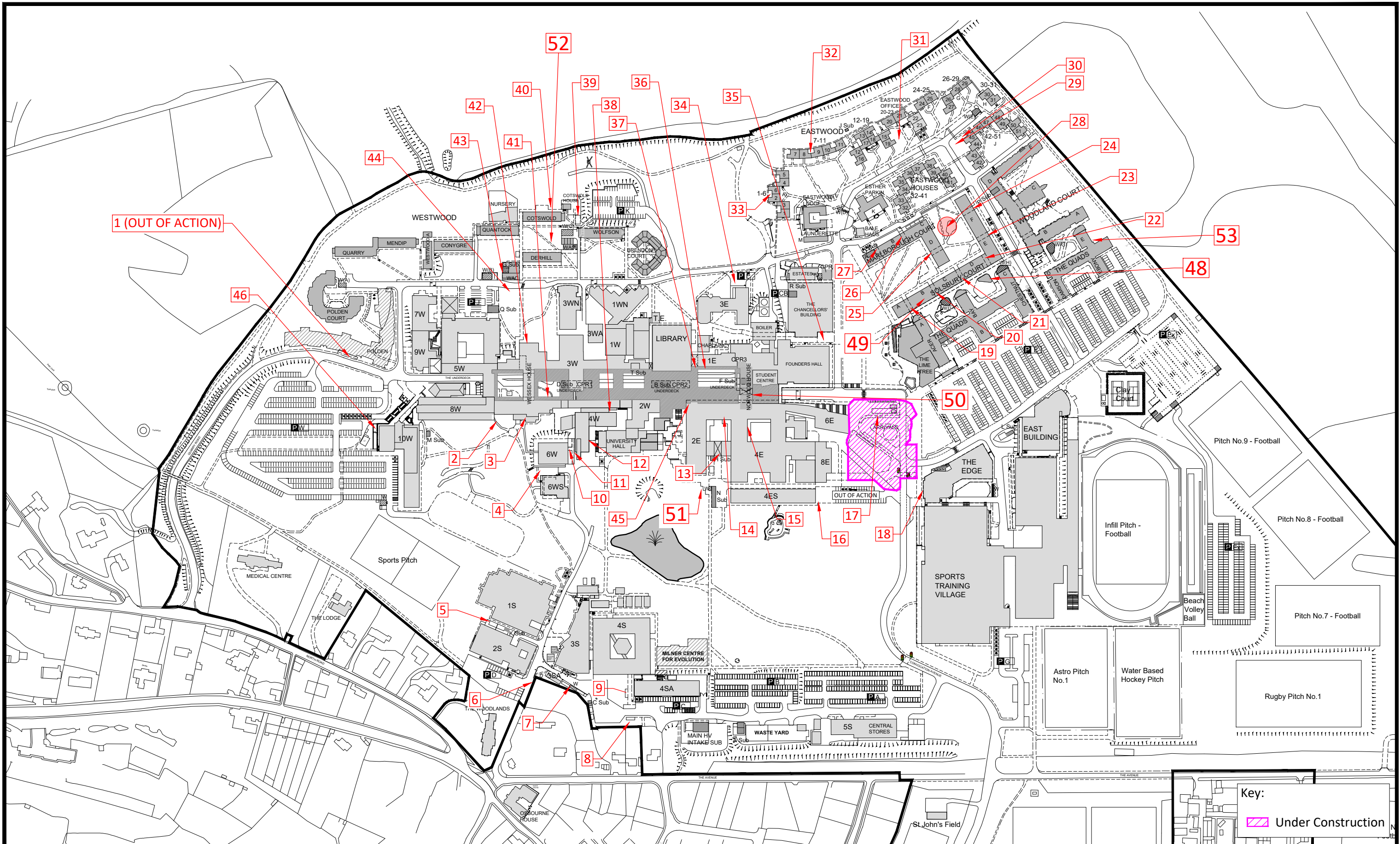
PROJECT:  
**University of Bath  
 Traffic and Transport Surveys 2018**


TITLE:  
**- PLAN 3 -  
 Existing On-Campus Parking Provision**

SCALE: (A3) NTS	CHECKED: SN	APPROVED: IMA
CAD FILE: IMA-19-199-001B.dwg	DESIGN/DRAWN: AB	DATE: January 2020
PROJECT No: IMA-19-199	DRAWING No: 001	REV: B







Key:  
 Under Construction

**I M A** TRANSPORT PLANNING  
 11 KINGSMEAD SQUARE  
 BATH BA1 2AB  
 T: 01225 444 011  
 www.ima-tp.com

PROJECT:  
**Traffic and Travel Surveys 2019**

TITLE:  
**- PLAN 5 -  
 Cycle Parking Locations**

SCALE: (A3) N.T.S	CHECKED:	APPROVED:
CAD FILE: IMA-19-199-005.dwg	DESIGN/DRAWN: NP	DATE: November 2019
PROJECT No: <b>IMA-19-199</b>	DRAWING No: <b>005</b>	REV:



# Appendix 1

24786 UNIVERSITY OF BATH										
NOVEMBER 2019										
Site	Location	Direction	Start Date	End Date	Posted Speed Limit (PSL)	Total Vehicles	5 Day Ave.	7 Day Ave.	Average 85%ile Speed	Average Mean Speed
Site No: 24786001	Site 1, Convocation Avenue, Bath (LC 24) ST 77506 64145	Channel: Northbound	Tue 19-Nov-19	Mon 25-Nov-19	20	26412	4501	3773	27.2	22.1
		Channel: Southbound	Tue 19-Nov-19	Mon 25-Nov-19		23982	4046	3426	28.8	23.0

Tue 19-Nov-19 to Mon 25-Nov-19

Channel: Northbound

TIME PERIOD	TOTAL VEHICLES	MOTOR-CYCLES	MOTOR-CYCLES%	CARS	CARS %	LGV	LGV %	HGV	HGV %	BUS	BUS %
<b>Tue 19-Nov-19</b>											
00:00	9	0	0.0	9	100.0	0	0.0	0	0.0	0	0.0
00:15	3	0	0.0	2	66.7	1	33.3	0	0.0	0	0.0
00:30	5	0	0.0	5	100.0	0	0.0	0	0.0	0	0.0
00:45	3	0	0.0	3	100.0	0	0.0	0	0.0	0	0.0
01:00	3	0	0.0	3	100.0	0	0.0	0	0.0	0	0.0
01:15	5	0	0.0	3	60.0	1	20.0	1	20.0	0	0.0
01:30	5	0	0.0	5	100.0	0	0.0	0	0.0	0	0.0
01:45	5	0	0.0	4	80.0	1	20.0	0	0.0	0	0.0
02:00	7	0	0.0	7	100.0	0	0.0	0	0.0	0	0.0
02:15	4	0	0.0	4	100.0	0	0.0	0	0.0	0	0.0
02:30	4	0	0.0	4	100.0	0	0.0	0	0.0	0	0.0
02:45	6	0	0.0	5	83.3	1	16.7	0	0.0	0	0.0
03:00	4	0	0.0	3	75.0	1	25.0	0	0.0	0	0.0
03:15	5	0	0.0	5	100.0	0	0.0	0	0.0	0	0.0
03:30	1	0	0.0	1	100.0	0	0.0	0	0.0	0	0.0
03:45	8	0	0.0	7	87.5	0	0.0	1	12.5	0	0.0
04:00	2	0	0.0	2	100.0	0	0.0	0	0.0	0	0.0
04:15	9	0	0.0	8	88.9	0	0.0	1	11.1	0	0.0
04:30	7	1	14.3	5	71.4	0	0.0	1	14.3	0	0.0
04:45	20	2	10.0	15	75.0	1	5.0	2	10.0	0	0.0
05:00	10	1	10.0	9	90.0	0	0.0	0	0.0	0	0.0
05:15	3	0	0.0	3	100.0	0	0.0	0	0.0	0	0.0
05:30	18	0	0.0	12	66.7	1	5.6	5	27.8	0	0.0
05:45	32	1	3.1	27	84.4	1	3.1	3	9.4	0	0.0
06:00	11	0	0.0	9	81.8	1	9.1	1	9.1	0	0.0
06:15	27	4	14.8	20	74.1	1	3.7	2	7.4	0	0.0
06:30	34	0	0.0	30	88.2	1	2.9	3	8.8	0	0.0
06:45	41	3	7.3	34	82.9	3	7.3	1	2.4	0	0.0
07:00	53	2	3.8	44	83.0	5	9.4	2	3.8	0	0.0
07:15	90	5	5.6	80	88.9	4	4.4	1	1.1	0	0.0
07:30	129	8	6.2	111	86.1	4	3.1	6	4.7	0	0.0
07:45	141	10	7.1	119	84.4	0	0.0	12	8.5	0	0.0
08:00	138	5	3.6	119	86.2	3	2.2	10	7.3	1	0.7
08:15	167	9	5.4	142	85.0	2	1.2	14	8.4	0	0.0
08:30	168	13	7.7	140	83.3	1	0.6	14	8.3	0	0.0
08:45	218	10	4.6	175	80.3	1	0.5	32	14.7	0	0.0
09:00	256	11	4.3	212	82.8	1	0.4	31	12.1	1	0.4
09:15	171	14	8.2	141	82.5	1	0.6	15	8.8	0	0.0
09:30	155	4	2.6	137	88.4	0	0.0	14	9.0	0	0.0
09:45	143	7	4.9	127	88.8	1	0.7	8	5.6	0	0.0
10:00	109	14	12.8	83	76.2	0	0.0	11	10.1	1	0.9
10:15	95	3	3.2	80	84.2	0	0.0	12	12.6	0	0.0
10:30	71	3	4.2	62	87.3	0	0.0	6	8.5	0	0.0
10:45	77	4	5.2	64	83.1	0	0.0	9	11.7	0	0.0
11:00	66	5	7.6	54	81.8	0	0.0	7	10.6	0	0.0
11:15	51	3	5.9	39	76.5	1	2.0	8	15.7	0	0.0
11:30	49	2	4.1	40	81.6	0	0.0	7	14.3	0	0.0
11:45	53	8	15.1	41	77.4	0	0.0	4	7.6	0	0.0

24786

UNIVERSITY OF BATH

Site No: 24786001

Location

Site 1, Convocation Avenue, Bath (LC 24)

Tue 19-Nov-19 to Mon 25-Nov-19

Channel: Northbound

TIME PERIOD	TOTAL VEHICLES	MOTOR-CYCLES	MOTOR-CYCLES%	CARS	CARS %	LGV	LGV %	HGV	HGV %	BUS	BUS %
<b>Tue 19-Nov-19</b>											
12:00	45	3	6.7	41	91.1	0	0.0	1	2.2	0	0.0
12:15	41	2	4.9	36	87.8	0	0.0	3	7.3	0	0.0
12:30	53	0	0.0	47	88.7	1	1.9	5	9.4	0	0.0
12:45	49	1	2.0	43	87.8	0	0.0	5	10.2	0	0.0
13:00	51	2	3.9	42	82.4	2	3.9	5	9.8	0	0.0
13:15	45	4	8.9	36	80.0	0	0.0	5	11.1	0	0.0
13:30	35	4	11.4	25	71.4	0	0.0	6	17.1	0	0.0
13:45	55	5	9.1	42	76.4	2	3.6	6	10.9	0	0.0
14:00	27	1	3.7	21	77.8	0	0.0	5	18.5	0	0.0
14:15	48	2	4.2	36	75.0	2	4.2	8	16.7	0	0.0
14:30	38	1	2.6	30	79.0	2	5.3	5	13.2	0	0.0
14:45	44	1	2.3	36	81.8	0	0.0	7	15.9	0	0.0
15:00	40	5	12.5	32	80.0	0	0.0	3	7.5	0	0.0
15:15	24	0	0.0	21	87.5	1	4.2	2	8.3	0	0.0
15:30	52	3	5.8	41	78.9	0	0.0	8	15.4	0	0.0
15:45	54	1	1.9	50	92.6	0	0.0	3	5.6	0	0.0
16:00	44	0	0.0	34	77.3	1	2.3	9	20.5	0	0.0
16:15	46	2	4.4	37	80.4	0	0.0	7	15.2	0	0.0
16:30	72	1	1.4	64	88.9	0	0.0	7	9.7	0	0.0
16:45	74	3	4.1	66	89.2	0	0.0	5	6.8	0	0.0
17:00	87	3	3.5	72	82.8	0	0.0	12	13.8	0	0.0
17:15	63	3	4.8	56	88.9	0	0.0	4	6.4	0	0.0
17:30	76	1	1.3	65	85.5	0	0.0	10	13.2	0	0.0
17:45	100	5	5.0	87	87.0	0	0.0	8	8.0	0	0.0
18:00	78	0	0.0	66	84.6	0	0.0	12	15.4	0	0.0
18:15	85	2	2.4	68	80.0	0	0.0	15	17.7	0	0.0
18:30	79	1	1.3	68	86.1	0	0.0	10	12.7	0	0.0
18:45	148	1	0.7	126	85.1	1	0.7	20	13.5	0	0.0
19:00	94	2	2.1	85	90.4	0	0.0	7	7.5	0	0.0
19:15	50	1	2.0	45	90.0	0	0.0	4	8.0	0	0.0
19:30	36	1	2.8	28	77.8	0	0.0	7	19.4	0	0.0
19:45	45	1	2.2	38	84.4	0	0.0	6	13.3	0	0.0
20:00	39	2	5.1	30	76.9	0	0.0	7	18.0	0	0.0
20:15	25	1	4.0	20	80.0	0	0.0	4	16.0	0	0.0
20:30	26	2	7.7	23	88.5	0	0.0	1	3.9	0	0.0
20:45	27	0	0.0	24	88.9	0	0.0	3	11.1	0	0.0
21:00	14	0	0.0	13	92.9	0	0.0	1	7.1	0	0.0
21:15	8	0	0.0	6	75.0	0	0.0	1	12.5	1	12.5
21:30	7	0	0.0	4	57.1	0	0.0	3	42.9	0	0.0
21:45	15	0	0.0	11	73.3	0	0.0	4	26.7	0	0.0
22:00	9	0	0.0	4	44.4	0	0.0	5	55.6	0	0.0
22:15	5	0	0.0	4	80.0	0	0.0	1	20.0	0	0.0
22:30	16	0	0.0	15	93.8	0	0.0	1	6.3	0	0.0
22:45	6	0	0.0	5	83.3	0	0.0	1	16.7	0	0.0
23:00	7	0	0.0	4	57.1	0	0.0	3	42.9	0	0.0
23:15	6	0	0.0	6	100.0	0	0.0	0	0.0	0	0.0
23:30	6	0	0.0	6	100.0	0	0.0	0	0.0	0	0.0
23:45	3	0	0.0	3	100.0	0	0.0	0	0.0	0	0.0
12H,7-19	4053	197	4.9	3398	83.8	36	0.9	419	10.3	3	0.1
16H,6-22	4552	214	4.7	3818	83.9	42	0.9	474	10.4	4	0.1
18H,6-24	4610	214	4.6	3865	83.8	42	0.9	485	10.5	4	0.1
24H,0-24	4788	219	4.6	4016	83.9	50	1.0	499	10.4	4	0.1

24786

UNIVERSITY OF BATH

Site No: 24786001

Location

Site 1, Convocation Avenue, Bath (LC 24)

Tue 19-Nov-19 to Mon 25-Nov-19

Channel: Northbound

TIME PERIOD	TOTAL VEHICLES	MOTOR-CYCLES	MOTOR-CYCLES%	CARS	CARS %	LGV	LGV %	HGV	HGV %	BUS	BUS %
<b>Wed 20-Nov-19</b>											
00:00	3	0	0.0	3	100.0	0	0.0	0	0.0	0	0.0
00:15	3	0	0.0	3	100.0	0	0.0	0	0.0	0	0.0
00:30	2	0	0.0	2	100.0	0	0.0	0	0.0	0	0.0
00:45	4	0	0.0	4	100.0	0	0.0	0	0.0	0	0.0
01:00	5	0	0.0	5	100.0	0	0.0	0	0.0	0	0.0
01:15	2	0	0.0	2	100.0	0	0.0	0	0.0	0	0.0
01:30	5	0	0.0	5	100.0	0	0.0	0	0.0	0	0.0
01:45	6	0	0.0	6	100.0	0	0.0	0	0.0	0	0.0
02:00	2	0	0.0	1	50.0	0	0.0	1	50.0	0	0.0
02:15	4	0	0.0	4	100.0	0	0.0	0	0.0	0	0.0
02:30	5	1	20.0	3	60.0	0	0.0	1	20.0	0	0.0
02:45	2	0	0.0	1	50.0	0	0.0	1	50.0	0	0.0
03:00	5	0	0.0	5	100.0	0	0.0	0	0.0	0	0.0
03:15	10	0	0.0	9	90.0	0	0.0	1	10.0	0	0.0
03:30	2	0	0.0	1	50.0	1	50.0	0	0.0	0	0.0
03:45	4	0	0.0	3	75.0	0	0.0	1	25.0	0	0.0
04:00	6	0	0.0	4	66.7	1	16.7	1	16.7	0	0.0
04:15	9	0	0.0	9	100.0	0	0.0	0	0.0	0	0.0
04:30	11	1	9.1	9	81.8	0	0.0	1	9.1	0	0.0
04:45	22	2	9.1	19	86.4	1	4.6	0	0.0	0	0.0
05:00	10	1	10.0	8	80.0	0	0.0	1	10.0	0	0.0
05:15	8	0	0.0	7	87.5	0	0.0	1	12.5	0	0.0
05:30	15	0	0.0	13	86.7	1	6.7	1	6.7	0	0.0
05:45	18	1	5.6	15	83.3	2	11.1	0	0.0	0	0.0
06:00	11	0	0.0	10	90.9	0	0.0	1	9.1	0	0.0
06:15	30	3	10.0	23	76.7	1	3.3	3	10.0	0	0.0
06:30	31	2	6.5	26	83.9	0	0.0	3	9.7	0	0.0
06:45	69	3	4.4	59	85.5	0	0.0	7	10.1	0	0.0
07:00	55	1	1.8	47	85.5	2	3.6	5	9.1	0	0.0
07:15	78	5	6.4	63	80.8	0	0.0	10	12.8	0	0.0
07:30	116	10	8.6	91	78.5	1	0.9	14	12.1	0	0.0
07:45	168	9	5.4	139	82.7	1	0.6	19	11.3	0	0.0
08:00	128	7	5.5	98	76.6	2	1.6	21	16.4	0	0.0
08:15	153	8	5.2	133	86.9	2	1.3	10	6.5	0	0.0
08:30	165	9	5.5	137	83.0	1	0.6	18	10.9	0	0.0
08:45	181	9	5.0	151	83.4	0	0.0	21	11.6	0	0.0
09:00	201	8	4.0	166	82.6	1	0.5	26	12.9	0	0.0
09:15	163	11	6.8	134	82.2	0	0.0	18	11.0	0	0.0
09:30	121	3	2.5	92	76.0	4	3.3	22	18.2	0	0.0
09:45	124	11	8.9	99	79.8	0	0.0	11	8.9	3	2.4
10:00	94	9	9.6	71	75.5	2	2.1	11	11.7	1	1.1
10:15	61	3	4.9	50	82.0	2	3.3	6	9.8	0	0.0
10:30	65	5	7.7	51	78.5	1	1.5	8	12.3	0	0.0
10:45	68	11	16.2	49	72.1	0	0.0	8	11.8	0	0.0
11:00	60	6	10.0	44	73.3	0	0.0	10	16.7	0	0.0
11:15	53	4	7.6	41	77.4	0	0.0	8	15.1	0	0.0
11:30	73	8	11.0	57	78.1	1	1.4	6	8.2	1	1.4
11:45	56	5	8.9	43	76.8	0	0.0	8	14.3	0	0.0

24786

UNIVERSITY OF BATH

Site No: 24786001

Location

Site 1, Convocation Avenue, Bath (LC 24)

Tue 19-Nov-19 to Mon 25-Nov-19

Channel: Northbound

TIME PERIOD	TOTAL VEHICLES	MOTOR-CYCLES	MOTOR-CYCLES%	CARS	CARS %	LGV	LGV %	HGV	HGV %	BUS	BUS %
<b>Wed 20-Nov-19</b>											
12:00	50	4	8.0	40	80.0	1	2.0	5	10.0	0	0.0
12:15	44	1	2.3	34	77.3	4	9.1	5	11.4	0	0.0
12:30	60	5	8.3	47	78.3	1	1.7	7	11.7	0	0.0
12:45	47	1	2.1	38	80.9	1	2.1	6	12.8	1	2.1
13:00	62	7	11.3	49	79.0	0	0.0	6	9.7	0	0.0
13:15	51	6	11.8	38	74.5	1	2.0	6	11.8	0	0.0
13:30	68	9	13.2	51	75.0	1	1.5	7	10.3	0	0.0
13:45	38	0	0.0	35	92.1	0	0.0	3	7.9	0	0.0
14:00	47	7	14.9	35	74.5	1	2.1	4	8.5	0	0.0
14:15	37	1	2.7	31	83.8	1	2.7	4	10.8	0	0.0
14:30	35	2	5.7	28	80.0	0	0.0	5	14.3	0	0.0
14:45	35	2	5.7	29	82.9	1	2.9	3	8.6	0	0.0
15:00	39	2	5.1	30	76.9	1	2.6	6	15.4	0	0.0
15:15	40	5	12.5	30	75.0	0	0.0	5	12.5	0	0.0
15:30	49	6	12.2	37	75.5	1	2.0	5	10.2	0	0.0
15:45	57	3	5.3	48	84.2	0	0.0	6	10.5	0	0.0
16:00	47	4	8.5	35	74.5	1	2.1	7	14.9	0	0.0
16:15	72	10	13.9	52	72.2	0	0.0	10	13.9	0	0.0
16:30	72	1	1.4	56	77.8	0	0.0	15	20.8	0	0.0
16:45	84	3	3.6	66	78.6	0	0.0	15	17.9	0	0.0
17:00	90	3	3.3	77	85.6	0	0.0	10	11.1	0	0.0
17:15	69	2	2.9	58	84.1	0	0.0	9	13.0	0	0.0
17:30	77	1	1.3	67	87.0	0	0.0	9	11.7	0	0.0
17:45	128	4	3.1	112	87.5	0	0.0	12	9.4	0	0.0
18:00	74	5	6.8	59	79.7	0	0.0	10	13.5	0	0.0
18:15	80	0	0.0	71	88.8	1	1.3	8	10.0	0	0.0
18:30	80	2	2.5	66	82.5	1	1.3	11	13.8	0	0.0
18:45	95	4	4.2	73	76.8	0	0.0	18	19.0	0	0.0
19:00	125	1	0.8	101	80.8	0	0.0	23	18.4	0	0.0
19:15	105	0	0.0	92	87.6	0	0.0	13	12.4	0	0.0
19:30	73	2	2.7	58	79.5	1	1.4	12	16.4	0	0.0
19:45	76	1	1.3	69	90.8	0	0.0	6	7.9	0	0.0
20:00	38	0	0.0	34	89.5	0	0.0	4	10.5	0	0.0
20:15	40	0	0.0	35	87.5	1	2.5	4	10.0	0	0.0
20:30	33	1	3.0	22	66.7	0	0.0	10	30.3	0	0.0
20:45	34	0	0.0	27	79.4	0	0.0	7	20.6	0	0.0
21:00	28	0	0.0	27	96.4	0	0.0	1	3.6	0	0.0
21:15	15	1	6.7	12	80.0	1	6.7	1	6.7	0	0.0
21:30	10	0	0.0	9	90.0	0	0.0	1	10.0	0	0.0
21:45	13	1	7.7	11	84.6	0	0.0	1	7.7	0	0.0
22:00	12	0	0.0	9	75.0	0	0.0	3	25.0	0	0.0
22:15	13	0	0.0	10	76.9	0	0.0	3	23.1	0	0.0
22:30	5	0	0.0	3	60.0	1	20.0	1	20.0	0	0.0
22:45	12	2	16.7	8	66.7	1	8.3	1	8.3	0	0.0
23:00	24	0	0.0	19	79.2	1	4.2	4	16.7	0	0.0
23:15	17	0	0.0	17	100.0	0	0.0	0	0.0	0	0.0
23:30	11	0	0.0	11	100.0	0	0.0	0	0.0	0	0.0
23:45	11	0	0.0	8	72.7	1	9.1	2	18.2	0	0.0
12H,7-19	3910	242	6.2	3148	80.5	37	1.0	477	12.2	6	0.2
16H,6-22	4641	257	5.5	3763	81.1	41	0.9	574	12.4	6	0.1
18H,6-24	4746	259	5.5	3848	81.1	45	1.0	588	12.4	6	0.1
24H,0-24	4909	265	5.4	3989	81.3	51	1.0	598	12.2	6	0.1

24786

UNIVERSITY OF BATH

Site No: 24786001

Location

Site 1, Convocation Avenue, Bath (LC 24)

Tue 19-Nov-19 to Mon 25-Nov-19

Channel: Northbound

TIME PERIOD	TOTAL VEHICLES	MOTOR-CYCLES	MOTOR-CYCLES%	CARS	CARS %	LGV	LGV %	HGV	HGV %	BUS	BUS %
<b>Thu 21-Nov-19</b>											
00:00	5	0	0.0	5	100.0	0	0.0	0	0.0	0	0.0
00:15	3	0	0.0	2	66.7	0	0.0	0	0.0	1	33.3
00:30	3	0	0.0	3	100.0	0	0.0	0	0.0	0	0.0
00:45	4	1	25.0	3	75.0	0	0.0	0	0.0	0	0.0
01:00	4	0	0.0	4	100.0	0	0.0	0	0.0	0	0.0
01:15	5	0	0.0	5	100.0	0	0.0	0	0.0	0	0.0
01:30	6	0	0.0	5	83.3	1	16.7	0	0.0	0	0.0
01:45	7	0	0.0	6	85.7	0	0.0	1	14.3	0	0.0
02:00	7	0	0.0	7	100.0	0	0.0	0	0.0	0	0.0
02:15	11	0	0.0	10	90.9	1	9.1	0	0.0	0	0.0
02:30	2	0	0.0	2	100.0	0	0.0	0	0.0	0	0.0
02:45	3	0	0.0	3	100.0	0	0.0	0	0.0	0	0.0
03:00	4	0	0.0	4	100.0	0	0.0	0	0.0	0	0.0
03:15	3	0	0.0	3	100.0	0	0.0	0	0.0	0	0.0
03:30	2	0	0.0	1	50.0	0	0.0	1	50.0	0	0.0
03:45	7	1	14.3	6	85.7	0	0.0	0	0.0	0	0.0
04:00	7	0	0.0	7	100.0	0	0.0	0	0.0	0	0.0
04:15	6	0	0.0	4	66.7	1	16.7	1	16.7	0	0.0
04:30	16	1	6.3	10	62.5	3	18.8	2	12.5	0	0.0
04:45	16	1	6.3	13	81.3	1	6.3	1	6.3	0	0.0
05:00	9	0	0.0	8	88.9	0	0.0	1	11.1	0	0.0
05:15	7	0	0.0	7	100.0	0	0.0	0	0.0	0	0.0
05:30	27	0	0.0	26	96.3	0	0.0	1	3.7	0	0.0
05:45	27	0	0.0	24	88.9	2	7.4	1	3.7	0	0.0
06:00	10	0	0.0	9	90.0	1	10.0	0	0.0	0	0.0
06:15	27	5	18.5	18	66.7	2	7.4	2	7.4	0	0.0
06:30	39	1	2.6	37	94.9	0	0.0	1	2.6	0	0.0
06:45	33	2	6.1	28	84.9	1	3.0	2	6.1	0	0.0
07:00	54	1	1.9	47	87.0	2	3.7	4	7.4	0	0.0
07:15	75	5	6.7	61	81.3	5	6.7	4	5.3	0	0.0
07:30	104	3	2.9	83	79.8	3	2.9	15	14.4	0	0.0
07:45	133	8	6.0	107	80.5	1	0.8	17	12.8	0	0.0
08:00	121	7	5.8	95	78.5	0	0.0	19	15.7	0	0.0
08:15	120	7	5.8	102	85.0	1	0.8	10	8.3	0	0.0
08:30	191	9	4.7	159	83.3	1	0.5	22	11.5	0	0.0
08:45	201	2	1.0	170	84.6	0	0.0	29	14.4	0	0.0
09:00	216	15	6.9	170	78.7	2	0.9	29	13.4	0	0.0
09:15	185	5	2.7	160	86.5	2	1.1	18	9.7	0	0.0
09:30	130	2	1.5	116	89.2	0	0.0	12	9.2	0	0.0
09:45	140	6	4.3	128	91.4	0	0.0	6	4.3	0	0.0
10:00	110	12	10.9	93	84.6	1	0.9	4	3.6	0	0.0
10:15	79	5	6.3	64	81.0	1	1.3	9	11.4	0	0.0
10:30	69	4	5.8	62	89.9	1	1.5	2	2.9	0	0.0
10:45	103	5	4.9	89	86.4	1	1.0	8	7.8	0	0.0
11:00	86	5	5.8	74	86.1	1	1.2	6	7.0	0	0.0
11:15	47	3	6.4	36	76.6	1	2.1	7	14.9	0	0.0
11:30	40	5	12.5	29	72.5	1	2.5	5	12.5	0	0.0
11:45	58	4	6.9	50	86.2	0	0.0	4	6.9	0	0.0

TIME PERIOD	TOTAL VEHICLES	MOTOR-CYCLES	MOTOR-CYCLES%	CARS	CARS %	LGV	LGV %	HGV	HGV %	BUS	BUS %
<b>Thu 21-Nov-19</b>											
12:00	56	2	3.6	49	87.5	1	1.8	4	7.1	0	0.0
12:15	40	6	15.0	32	80.0	0	0.0	2	5.0	0	0.0
12:30	57	3	5.3	51	89.5	1	1.8	2	3.5	0	0.0
12:45	59	0	0.0	53	89.8	0	0.0	6	10.2	0	0.0
13:00	67	1	1.5	60	89.6	2	3.0	4	6.0	0	0.0
13:15	66	1	1.5	64	97.0	0	0.0	1	1.5	0	0.0
13:30	55	2	3.6	47	85.5	0	0.0	6	10.9	0	0.0
13:45	73	4	5.5	61	83.6	1	1.4	7	9.6	0	0.0
14:00	59	5	8.5	51	86.4	0	0.0	3	5.1	0	0.0
14:15	47	3	6.4	39	83.0	1	2.1	4	8.5	0	0.0
14:30	42	0	0.0	37	88.1	0	0.0	5	11.9	0	0.0
14:45	42	5	11.9	33	78.6	0	0.0	4	9.5	0	0.0
15:00	43	3	7.0	36	83.7	1	2.3	3	7.0	0	0.0
15:15	37	0	0.0	34	91.9	0	0.0	3	8.1	0	0.0
15:30	50	0	0.0	41	82.0	1	2.0	8	16.0	0	0.0
15:45	73	6	8.2	51	69.9	0	0.0	16	21.9	0	0.0
16:00	47	2	4.3	40	85.1	1	2.1	4	8.5	0	0.0
16:15	73	1	1.4	64	87.7	0	0.0	8	11.0	0	0.0
16:30	59	3	5.1	49	83.1	0	0.0	7	11.9	0	0.0
16:45	82	1	1.2	75	91.5	0	0.0	6	7.3	0	0.0
17:00	84	6	7.1	74	88.1	0	0.0	4	4.8	0	0.0
17:15	62	2	3.2	54	87.1	0	0.0	6	9.7	0	0.0
17:30	59	1	1.7	52	88.1	0	0.0	6	10.2	0	0.0
17:45	60	1	1.7	56	93.3	0	0.0	3	5.0	0	0.0
18:00	70	1	1.4	58	82.9	0	0.0	10	14.3	1	1.4
18:15	66	2	3.0	60	90.9	0	0.0	4	6.1	0	0.0
18:30	102	1	1.0	89	87.3	1	1.0	11	10.8	0	0.0
18:45	161	4	2.5	138	85.7	2	1.2	17	10.6	0	0.0
19:00	66	0	0.0	63	95.5	0	0.0	2	3.0	1	1.5
19:15	50	1	2.0	44	88.0	0	0.0	4	8.0	1	2.0
19:30	58	0	0.0	46	79.3	1	1.7	11	19.0	0	0.0
19:45	72	3	4.2	55	76.4	0	0.0	14	19.4	0	0.0
20:00	45	1	2.2	37	82.2	0	0.0	7	15.6	0	0.0
20:15	49	0	0.0	42	85.7	0	0.0	7	14.3	0	0.0
20:30	45	3	6.7	38	84.4	1	2.2	3	6.7	0	0.0
20:45	15	0	0.0	12	80.0	0	0.0	3	20.0	0	0.0
21:00	20	1	5.0	17	85.0	0	0.0	2	10.0	0	0.0
21:15	12	0	0.0	12	100.0	0	0.0	0	0.0	0	0.0
21:30	8	0	0.0	8	100.0	0	0.0	0	0.0	0	0.0
21:45	16	1	6.3	13	81.3	0	0.0	2	12.5	0	0.0
22:00	11	0	0.0	10	90.9	0	0.0	1	9.1	0	0.0
22:15	8	0	0.0	7	87.5	1	12.5	0	0.0	0	0.0
22:30	9	0	0.0	9	100.0	0	0.0	0	0.0	0	0.0
22:45	11	1	9.1	9	81.8	0	0.0	1	9.1	0	0.0
23:00	8	0	0.0	8	100.0	0	0.0	0	0.0	0	0.0
23:15	8	0	0.0	7	87.5	1	12.5	0	0.0	0	0.0
23:30	10	0	0.0	9	90.0	0	0.0	1	10.0	0	0.0
23:45	4	0	0.0	4	100.0	0	0.0	0	0.0	0	0.0
12H,7-19	4053	179	4.4	3443	85.0	36	0.9	394	9.7	1	0.0
16H,6-22	4618	197	4.3	3922	84.9	42	0.9	454	9.8	3	0.1
18H,6-24	4687	198	4.2	3985	85.0	44	0.9	457	9.8	3	0.1
24H,0-24	4878	202	4.1	4153	85.1	53	1.1	466	9.6	4	0.1



TIME PERIOD	TOTAL VEHICLES	MOTOR-CYCLES	MOTOR-CYCLES%	CARS	CARS %	LGV	LGV %	HGV	HGV %	BUS	BUS %
<b>Fri 22-Nov-19</b>											
00:00	9	0	0.0	7	77.8	1	11.1	1	11.1	0	0.0
00:15	6	0	0.0	5	83.3	0	0.0	1	16.7	0	0.0
00:30	1	0	0.0	1	100.0	0	0.0	0	0.0	0	0.0
00:45	2	0	0.0	1	50.0	0	0.0	1	50.0	0	0.0
01:00	3	0	0.0	2	66.7	0	0.0	1	33.3	0	0.0
01:15	3	0	0.0	3	100.0	0	0.0	0	0.0	0	0.0
01:30	5	0	0.0	5	100.0	0	0.0	0	0.0	0	0.0
01:45	4	0	0.0	4	100.0	0	0.0	0	0.0	0	0.0
02:00	3	0	0.0	1	33.3	0	0.0	2	66.7	0	0.0
02:15	1	0	0.0	1	100.0	0	0.0	0	0.0	0	0.0
02:30	7	0	0.0	6	85.7	0	0.0	1	14.3	0	0.0
02:45	1	0	0.0	1	100.0	0	0.0	0	0.0	0	0.0
03:00	11	0	0.0	6	54.6	2	18.2	3	27.3	0	0.0
03:15	2	0	0.0	2	100.0	0	0.0	0	0.0	0	0.0
03:30	9	0	0.0	9	100.0	0	0.0	0	0.0	0	0.0
03:45	10	0	0.0	9	90.0	1	10.0	0	0.0	0	0.0
04:00	7	0	0.0	6	85.7	0	0.0	1	14.3	0	0.0
04:15	6	0	0.0	6	100.0	0	0.0	0	0.0	0	0.0
04:30	17	1	5.9	13	76.5	0	0.0	3	17.7	0	0.0
04:45	20	2	10.0	16	80.0	0	0.0	2	10.0	0	0.0
05:00	8	0	0.0	7	87.5	1	12.5	0	0.0	0	0.0
05:15	6	1	16.7	3	50.0	0	0.0	2	33.3	0	0.0
05:30	19	1	5.3	17	89.5	0	0.0	1	5.3	0	0.0
05:45	24	0	0.0	21	87.5	0	0.0	3	12.5	0	0.0
06:00	14	0	0.0	10	71.4	0	0.0	4	28.6	0	0.0
06:15	24	4	16.7	17	70.8	0	0.0	3	12.5	0	0.0
06:30	32	1	3.1	29	90.6	0	0.0	2	6.3	0	0.0
06:45	59	2	3.4	52	88.1	0	0.0	5	8.5	0	0.0
07:00	68	1	1.5	56	82.4	4	5.9	7	10.3	0	0.0
07:15	123	3	2.4	114	92.7	0	0.0	6	4.9	0	0.0
07:30	109	6	5.5	93	85.3	0	0.0	10	9.2	0	0.0
07:45	156	8	5.1	133	85.3	2	1.3	13	8.3	0	0.0
08:00	117	5	4.3	99	84.6	0	0.0	13	11.1	0	0.0
08:15	157	6	3.8	138	87.9	1	0.6	12	7.6	0	0.0
08:30	178	9	5.1	156	87.6	0	0.0	13	7.3	0	0.0
08:45	237	9	3.8	210	88.6	0	0.0	18	7.6	0	0.0
09:00	204	11	5.4	164	80.4	2	1.0	27	13.2	0	0.0
09:15	149	5	3.4	127	85.2	0	0.0	17	11.4	0	0.0
09:30	122	4	3.3	99	81.2	0	0.0	19	15.6	0	0.0
09:45	148	6	4.1	133	89.9	2	1.4	7	4.7	0	0.0
10:00	89	3	3.4	78	87.6	0	0.0	8	9.0	0	0.0
10:15	91	3	3.3	79	86.8	1	1.1	7	7.7	1	1.1
10:30	67	4	6.0	57	85.1	2	3.0	3	4.5	1	1.5
10:45	61	3	4.9	54	88.5	1	1.6	2	3.3	1	1.6
11:00	58	1	1.7	54	93.1	1	1.7	1	1.7	1	1.7
11:15	49	0	0.0	45	91.8	1	2.0	2	4.1	1	2.0
11:30	53	3	5.7	45	84.9	2	3.8	3	5.7	0	0.0
11:45	46	4	8.7	37	80.4	3	6.5	1	2.2	1	2.2

TIME PERIOD	TOTAL VEHICLES	MOTOR-CYCLES	MOTOR-CYCLES%	CARS	CARS %	LGV	LGV %	HGV	HGV %	BUS	BUS %
<b>Fri 22-Nov-19</b>											
12:00	63	2	3.2	57	90.5	2	3.2	1	1.6	1	1.6
12:15	39	2	5.1	34	87.2	1	2.6	1	2.6	1	2.6
12:30	40	0	0.0	39	97.5	1	2.5	0	0.0	0	0.0
12:45	45	3	6.7	38	84.4	0	0.0	3	6.7	1	2.2
13:00	57	2	3.5	48	84.2	1	1.8	6	10.5	0	0.0
13:15	32	1	3.1	29	90.6	2	6.3	0	0.0	0	0.0
13:30	60	2	3.3	52	86.7	3	5.0	3	5.0	0	0.0
13:45	44	2	4.6	41	93.2	1	2.3	0	0.0	0	0.0
14:00	43	0	0.0	38	88.4	0	0.0	5	11.6	0	0.0
14:15	33	0	0.0	30	90.9	1	3.0	1	3.0	1	3.0
14:30	46	1	2.2	40	87.0	2	4.4	3	6.5	0	0.0
14:45	51	2	3.9	48	94.1	0	0.0	1	2.0	0	0.0
15:00	49	0	0.0	45	91.8	2	4.1	2	4.1	0	0.0
15:15	38	0	0.0	35	92.1	0	0.0	2	5.3	1	2.6
15:30	41	2	4.9	36	87.8	0	0.0	3	7.3	0	0.0
15:45	48	5	10.4	39	81.3	2	4.2	2	4.2	0	0.0
16:00	46	1	2.2	41	89.1	1	2.2	3	6.5	0	0.0
16:15	53	1	1.9	51	96.2	1	1.9	0	0.0	0	0.0
16:30	64	1	1.6	58	90.6	0	0.0	4	6.3	1	1.6
16:45	59	3	5.1	53	89.8	1	1.7	2	3.4	0	0.0
17:00	51	1	2.0	49	96.1	0	0.0	1	2.0	0	0.0
17:15	57	2	3.5	54	94.7	0	0.0	1	1.8	0	0.0
17:30	62	1	1.6	57	91.9	0	0.0	4	6.5	0	0.0
17:45	70	0	0.0	58	82.9	6	8.6	6	8.6	0	0.0
18:00	61	1	1.6	59	96.7	0	0.0	1	1.6	0	0.0
18:15	47	1	2.1	42	89.4	0	0.0	4	8.5	0	0.0
18:30	28	1	3.6	24	85.7	0	0.0	3	10.7	0	0.0
18:45	28	2	7.1	22	78.6	2	7.1	2	7.1	0	0.0
19:00	25	0	0.0	23	92.0	0	0.0	2	8.0	0	0.0
19:15	29	1	3.5	26	89.7	1	3.5	0	0.0	1	3.5
19:30	25	0	0.0	23	92.0	1	4.0	1	4.0	0	0.0
19:45	28	1	3.6	25	89.3	0	0.0	2	7.1	0	0.0
20:00	23	1	4.4	22	95.7	0	0.0	0	0.0	0	0.0
20:15	12	0	0.0	11	91.7	0	0.0	1	8.3	0	0.0
20:30	28	0	0.0	25	89.3	1	3.6	2	7.1	0	0.0
20:45	22	0	0.0	21	95.5	1	4.6	0	0.0	0	0.0
21:00	9	0	0.0	8	88.9	0	0.0	1	11.1	0	0.0
21:15	15	0	0.0	13	86.7	0	0.0	2	13.3	0	0.0
21:30	12	0	0.0	12	100.0	0	0.0	0	0.0	0	0.0
21:45	14	0	0.0	13	92.9	0	0.0	1	7.1	0	0.0
22:00	17	0	0.0	17	100.0	0	0.0	0	0.0	0	0.0
22:15	9	0	0.0	8	88.9	1	11.1	0	0.0	0	0.0
22:30	14	1	7.1	11	78.6	1	7.1	1	7.1	0	0.0
22:45	21	0	0.0	18	85.7	2	9.5	0	0.0	1	4.8
23:00	8	0	0.0	7	87.5	0	0.0	1	12.5	0	0.0
23:15	10	0	0.0	9	90.0	0	0.0	1	10.0	0	0.0
23:30	7	0	0.0	7	100.0	0	0.0	0	0.0	0	0.0
23:45	6	0	0.0	5	83.3	0	0.0	0	0.0	1	16.7
12H,7-19	3637	133	3.7	3188	87.7	51	1.4	253	7.0	12	0.3
16H,6-22	4008	143	3.6	3518	87.8	55	1.4	279	7.0	13	0.3
18H,6-24	4100	144	3.5	3600	87.8	59	1.4	282	6.9	15	0.4
24H,0-24	4284	149	3.5	3752	87.6	64	1.5	304	7.1	15	0.4

TIME PERIOD	TOTAL VEHICLES	MOTOR-CYCLES	MOTOR-CYCLES%	CARS	CARS %	LGV	LGV %	HGV	HGV %	BUS	BUS %
<b>Sat 23-Nov-19</b>											
00:00	6	0	0.0	6	100.0	0	0.0	0	0.0	0	0.0
00:15	7	0	0.0	7	100.0	0	0.0	0	0.0	0	0.0
00:30	7	0	0.0	5	71.4	1	14.3	0	0.0	1	14.3
00:45	4	0	0.0	4	100.0	0	0.0	0	0.0	0	0.0
01:00	6	1	16.7	4	66.7	0	0.0	1	16.7	0	0.0
01:15	3	0	0.0	3	100.0	0	0.0	0	0.0	0	0.0
01:30	9	0	0.0	9	100.0	0	0.0	0	0.0	0	0.0
01:45	2	0	0.0	1	50.0	0	0.0	1	50.0	0	0.0
02:00	5	0	0.0	5	100.0	0	0.0	0	0.0	0	0.0
02:15	2	0	0.0	1	50.0	0	0.0	1	50.0	0	0.0
02:30	5	0	0.0	5	100.0	0	0.0	0	0.0	0	0.0
02:45	10	0	0.0	10	100.0	0	0.0	0	0.0	0	0.0
03:00	7	0	0.0	6	85.7	0	0.0	1	14.3	0	0.0
03:15	5	0	0.0	5	100.0	0	0.0	0	0.0	0	0.0
03:30	7	0	0.0	7	100.0	0	0.0	0	0.0	0	0.0
03:45	4	0	0.0	3	75.0	1	25.0	0	0.0	0	0.0
04:00	9	0	0.0	9	100.0	0	0.0	0	0.0	0	0.0
04:15	6	1	16.7	5	83.3	0	0.0	0	0.0	0	0.0
04:30	8	2	25.0	4	50.0	1	12.5	0	0.0	1	12.5
04:45	6	0	0.0	6	100.0	0	0.0	0	0.0	0	0.0
05:00	2	0	0.0	2	100.0	0	0.0	0	0.0	0	0.0
05:15	2	0	0.0	2	100.0	0	0.0	0	0.0	0	0.0
05:30	5	0	0.0	5	100.0	0	0.0	0	0.0	0	0.0
05:45	7	0	0.0	7	100.0	0	0.0	0	0.0	0	0.0
06:00	3	0	0.0	3	100.0	0	0.0	0	0.0	0	0.0
06:15	2	0	0.0	2	100.0	0	0.0	0	0.0	0	0.0
06:30	3	0	0.0	3	100.0	0	0.0	0	0.0	0	0.0
06:45	4	0	0.0	4	100.0	0	0.0	0	0.0	0	0.0
07:00	1	0	0.0	1	100.0	0	0.0	0	0.0	0	0.0
07:15	14	0	0.0	14	100.0	0	0.0	0	0.0	0	0.0
07:30	16	0	0.0	15	93.8	1	6.3	0	0.0	0	0.0
07:45	49	1	2.0	44	89.8	3	6.1	1	2.0	0	0.0
08:00	46	0	0.0	42	91.3	1	2.2	3	6.5	0	0.0
08:15	38	0	0.0	36	94.7	0	0.0	2	5.3	0	0.0
08:30	31	1	3.2	25	80.7	5	16.1	0	0.0	0	0.0
08:45	72	1	1.4	65	90.3	2	2.8	4	5.6	0	0.0
09:00	49	1	2.0	44	89.8	2	4.1	2	4.1	0	0.0
09:15	32	0	0.0	28	87.5	1	3.1	3	9.4	0	0.0
09:30	36	1	2.8	28	77.8	2	5.6	5	13.9	0	0.0
09:45	61	1	1.6	51	83.6	1	1.6	8	13.1	0	0.0
10:00	54	5	9.3	42	77.8	1	1.9	6	11.1	0	0.0
10:15	31	0	0.0	26	83.9	0	0.0	5	16.1	0	0.0
10:30	44	1	2.3	39	88.6	1	2.3	3	6.8	0	0.0
10:45	43	1	2.3	37	86.1	1	2.3	4	9.3	0	0.0
11:00	48	0	0.0	44	91.7	1	2.1	3	6.3	0	0.0
11:15	61	2	3.3	53	86.9	4	6.6	2	3.3	0	0.0
11:30	51	0	0.0	46	90.2	0	0.0	5	9.8	0	0.0
11:45	57	0	0.0	51	89.5	2	3.5	4	7.0	0	0.0

TIME PERIOD	TOTAL VEHICLES	MOTOR-CYCLES	MOTOR-CYCLES%	CARS	CARS %	LGV	LGV %	HGV	HGV %	BUS	BUS %
<b>Sat 23-Nov-19</b>											
12:00	37	0	0.0	34	91.9	1	2.7	2	5.4	0	0.0
12:15	35	2	5.7	30	85.7	1	2.9	2	5.7	0	0.0
12:30	61	0	0.0	57	93.4	0	0.0	4	6.6	0	0.0
12:45	55	1	1.8	51	92.7	1	1.8	2	3.6	0	0.0
13:00	45	2	4.4	38	84.4	2	4.4	3	6.7	0	0.0
13:15	23	0	0.0	20	87.0	0	0.0	3	13.0	0	0.0
13:30	29	1	3.5	24	82.8	0	0.0	4	13.8	0	0.0
13:45	31	3	9.7	25	80.7	1	3.2	2	6.5	0	0.0
14:00	31	2	6.5	26	83.9	2	6.5	1	3.2	0	0.0
14:15	22	0	0.0	20	90.9	0	0.0	2	9.1	0	0.0
14:30	28	2	7.1	24	85.7	1	3.6	1	3.6	0	0.0
14:45	39	3	7.7	34	87.2	0	0.0	2	5.1	0	0.0
15:00	36	0	0.0	33	91.7	2	5.6	1	2.8	0	0.0
15:15	33	2	6.1	29	87.9	0	0.0	2	6.1	0	0.0
15:30	36	2	5.6	33	91.7	1	2.8	0	0.0	0	0.0
15:45	24	0	0.0	23	95.8	0	0.0	0	0.0	1	4.2
16:00	26	1	3.9	23	88.5	1	3.9	1	3.9	0	0.0
16:15	16	1	6.3	14	87.5	1	6.3	0	0.0	0	0.0
16:30	21	1	4.8	18	85.7	0	0.0	1	4.8	1	4.8
16:45	24	0	0.0	22	91.7	0	0.0	2	8.3	0	0.0
17:00	31	2	6.5	27	87.1	2	6.5	0	0.0	0	0.0
17:15	28	1	3.6	26	92.9	1	3.6	0	0.0	0	0.0
17:30	18	0	0.0	15	83.3	0	0.0	3	16.7	0	0.0
17:45	25	2	8.0	19	76.0	1	4.0	3	12.0	0	0.0
18:00	12	0	0.0	11	91.7	0	0.0	1	8.3	0	0.0
18:15	10	0	0.0	8	80.0	0	0.0	2	20.0	0	0.0
18:30	21	1	4.8	18	85.7	0	0.0	2	9.5	0	0.0
18:45	11	1	9.1	10	90.9	0	0.0	0	0.0	0	0.0
19:00	16	0	0.0	14	87.5	0	0.0	2	12.5	0	0.0
19:15	19	0	0.0	15	79.0	2	10.5	2	10.5	0	0.0
19:30	9	0	0.0	7	77.8	0	0.0	2	22.2	0	0.0
19:45	13	0	0.0	13	100.0	0	0.0	0	0.0	0	0.0
20:00	8	0	0.0	8	100.0	0	0.0	0	0.0	0	0.0
20:15	6	0	0.0	6	100.0	0	0.0	0	0.0	0	0.0
20:30	12	0	0.0	10	83.3	0	0.0	2	16.7	0	0.0
20:45	7	0	0.0	7	100.0	0	0.0	0	0.0	0	0.0
21:00	12	0	0.0	10	83.3	0	0.0	2	16.7	0	0.0
21:15	12	1	8.3	11	91.7	0	0.0	0	0.0	0	0.0
21:30	12	0	0.0	12	100.0	0	0.0	0	0.0	0	0.0
21:45	13	0	0.0	12	92.3	0	0.0	1	7.7	0	0.0
22:00	8	0	0.0	8	100.0	0	0.0	0	0.0	0	0.0
22:15	6	0	0.0	5	83.3	0	0.0	1	16.7	0	0.0
22:30	2	0	0.0	2	100.0	0	0.0	0	0.0	0	0.0
22:45	6	0	0.0	6	100.0	0	0.0	0	0.0	0	0.0
23:00	5	0	0.0	3	60.0	1	20.0	1	20.0	0	0.0
23:15	6	0	0.0	6	100.0	0	0.0	0	0.0	0	0.0
23:30	5	0	0.0	4	80.0	1	20.0	0	0.0	0	0.0
23:45	10	1	10.0	9	90.0	0	0.0	0	0.0	0	0.0
12H,7-19	1642	45	2.7	1443	87.9	46	2.8	106	6.5	2	0.1
16H,6-22	1793	46	2.6	1580	88.1	48	2.7	117	6.5	2	0.1
18H,6-24	1841	47	2.6	1623	88.2	50	2.7	119	6.5	2	0.1
24H,0-24	1975	51	2.6	1744	88.3	53	2.7	123	6.2	4	0.2

TIME PERIOD	TOTAL VEHICLES	MOTOR-CYCLES	MOTOR-CYCLES%	CARS	CARS %	LGV	LGV %	HGV	HGV %	BUS	BUS %
<b>Sun 24-Nov-19</b>											
00:00	4	0	0.0	4	100.0	0	0.0	0	0.0	0	0.0
00:15	4	0	0.0	4	100.0	0	0.0	0	0.0	0	0.0
00:30	6	1	16.7	5	83.3	0	0.0	0	0.0	0	0.0
00:45	7	0	0.0	6	85.7	1	14.3	0	0.0	0	0.0
01:00	3	0	0.0	2	66.7	0	0.0	1	33.3	0	0.0
01:15	2	0	0.0	1	50.0	1	50.0	0	0.0	0	0.0
01:30	3	0	0.0	3	100.0	0	0.0	0	0.0	0	0.0
01:45	5	0	0.0	5	100.0	0	0.0	0	0.0	0	0.0
02:00	3	0	0.0	2	66.7	1	33.3	0	0.0	0	0.0
02:15	4	0	0.0	4	100.0	0	0.0	0	0.0	0	0.0
02:30	4	0	0.0	4	100.0	0	0.0	0	0.0	0	0.0
02:45	5	0	0.0	4	80.0	0	0.0	1	20.0	0	0.0
03:00	3	0	0.0	2	66.7	0	0.0	1	33.3	0	0.0
03:15	4	0	0.0	4	100.0	0	0.0	0	0.0	0	0.0
03:30	3	0	0.0	3	100.0	0	0.0	0	0.0	0	0.0
03:45	7	0	0.0	7	100.0	0	0.0	0	0.0	0	0.0
04:00	4	0	0.0	4	100.0	0	0.0	0	0.0	0	0.0
04:15	2	0	0.0	1	50.0	1	50.0	0	0.0	0	0.0
04:30	4	0	0.0	4	100.0	0	0.0	0	0.0	0	0.0
04:45	3	1	33.3	1	33.3	1	33.3	0	0.0	0	0.0
05:00	3	0	0.0	3	100.0	0	0.0	0	0.0	0	0.0
05:15	2	1	50.0	1	50.0	0	0.0	0	0.0	0	0.0
05:30	2	0	0.0	1	50.0	1	50.0	0	0.0	0	0.0
05:45	5	0	0.0	5	100.0	0	0.0	0	0.0	0	0.0
06:00	1	0	0.0	0	0.0	0	0.0	1	100.0	0	0.0
06:15	3	0	0.0	3	100.0	0	0.0	0	0.0	0	0.0
06:30	2	1	50.0	1	50.0	0	0.0	0	0.0	0	0.0
06:45	6	0	0.0	5	83.3	0	0.0	1	16.7	0	0.0
07:00	3	0	0.0	3	100.0	0	0.0	0	0.0	0	0.0
07:15	5	1	20.0	4	80.0	0	0.0	0	0.0	0	0.0
07:30	9	0	0.0	9	100.0	0	0.0	0	0.0	0	0.0
07:45	21	0	0.0	20	95.2	1	4.8	0	0.0	0	0.0
08:00	25	0	0.0	23	92.0	2	8.0	0	0.0	0	0.0
08:15	30	0	0.0	29	96.7	0	0.0	1	3.3	0	0.0
08:30	41	1	2.4	38	92.7	1	2.4	1	2.4	0	0.0
08:45	52	2	3.9	47	90.4	1	1.9	2	3.9	0	0.0
09:00	50	1	2.0	43	86.0	1	2.0	5	10.0	0	0.0
09:15	76	3	4.0	64	84.2	5	6.6	4	5.3	0	0.0
09:30	42	0	0.0	39	92.9	1	2.4	2	4.8	0	0.0
09:45	47	3	6.4	42	89.4	1	2.1	1	2.1	0	0.0
10:00	44	3	6.8	39	88.6	0	0.0	2	4.6	0	0.0
10:15	41	3	7.3	38	92.7	0	0.0	0	0.0	0	0.0
10:30	54	0	0.0	51	94.4	1	1.9	2	3.7	0	0.0
10:45	85	2	2.4	74	87.1	4	4.7	5	5.9	0	0.0
11:00	53	1	1.9	45	84.9	2	3.8	5	9.4	0	0.0
11:15	49	2	4.1	45	91.8	1	2.0	1	2.0	0	0.0
11:30	51	1	2.0	49	96.1	1	2.0	0	0.0	0	0.0
11:45	31	3	9.7	27	87.1	0	0.0	1	3.2	0	0.0

24786

UNIVERSITY OF BATH

Site No: 24786001

Location

Site 1, Convocation Avenue, Bath (LC 24)

Tue 19-Nov-19 to Mon 25-Nov-19

Channel: Northbound

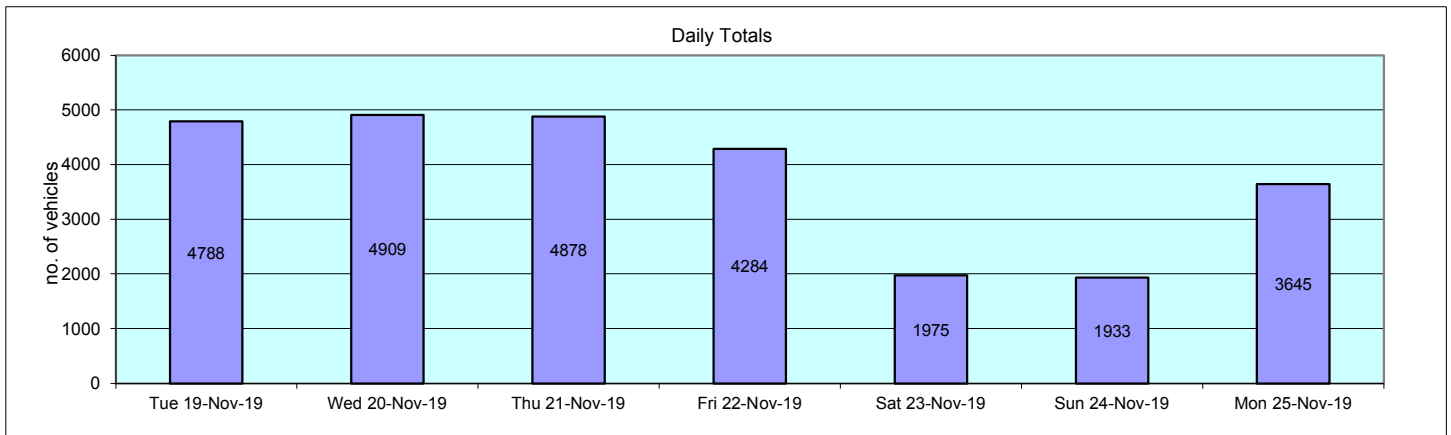
TIME PERIOD	TOTAL VEHICLES	MOTOR-CYCLES	MOTOR-CYCLES%	CARS	CARS %	LGV	LGV %	HGV	HGV %	BUS	BUS %
<b>Sun 24-Nov-19</b>											
12:00	37	1	2.7	34	91.9	1	2.7	1	2.7	0	0.0
12:15	37	0	0.0	36	97.3	0	0.0	0	0.0	1	2.7
12:30	32	0	0.0	32	100.0	0	0.0	0	0.0	0	0.0
12:45	48	2	4.2	42	87.5	1	2.1	3	6.3	0	0.0
13:00	37	2	5.4	32	86.5	0	0.0	3	8.1	0	0.0
13:15	44	1	2.3	42	95.5	0	0.0	1	2.3	0	0.0
13:30	47	1	2.1	41	87.2	3	6.4	2	4.3	0	0.0
13:45	34	0	0.0	31	91.2	0	0.0	2	5.9	1	2.9
14:00	32	1	3.1	29	90.6	2	6.3	0	0.0	0	0.0
14:15	29	3	10.3	25	86.2	1	3.5	0	0.0	0	0.0
14:30	31	0	0.0	29	93.6	2	6.5	0	0.0	0	0.0
14:45	25	0	0.0	22	88.0	1	4.0	2	8.0	0	0.0
15:00	39	5	12.8	32	82.1	1	2.6	1	2.6	0	0.0
15:15	29	1	3.5	27	93.1	1	3.5	0	0.0	0	0.0
15:30	31	0	0.0	30	96.8	1	3.2	0	0.0	0	0.0
15:45	25	1	4.0	23	92.0	0	0.0	1	4.0	0	0.0
16:00	22	0	0.0	21	95.5	0	0.0	1	4.6	0	0.0
16:15	40	3	7.5	36	90.0	0	0.0	1	2.5	0	0.0
16:30	34	1	2.9	28	82.4	3	8.8	2	5.9	0	0.0
16:45	39	0	0.0	35	89.7	0	0.0	4	10.3	0	0.0
17:00	26	2	7.7	19	73.1	1	3.9	4	15.4	0	0.0
17:15	16	0	0.0	15	93.8	0	0.0	1	6.3	0	0.0
17:30	23	0	0.0	22	95.7	1	4.4	0	0.0	0	0.0
17:45	17	1	5.9	13	76.5	2	11.8	1	5.9	0	0.0
18:00	19	1	5.3	16	84.2	0	0.0	2	10.5	0	0.0
18:15	13	0	0.0	12	92.3	1	7.7	0	0.0	0	0.0
18:30	14	0	0.0	14	100.0	0	0.0	0	0.0	0	0.0
18:45	21	0	0.0	17	81.0	1	4.8	3	14.3	0	0.0
19:00	17	0	0.0	15	88.2	1	5.9	1	5.9	0	0.0
19:15	12	0	0.0	12	100.0	0	0.0	0	0.0	0	0.0
19:30	15	0	0.0	14	93.3	1	6.7	0	0.0	0	0.0
19:45	14	3	21.4	11	78.6	0	0.0	0	0.0	0	0.0
20:00	11	0	0.0	11	100.0	0	0.0	0	0.0	0	0.0
20:15	12	0	0.0	11	91.7	0	0.0	1	8.3	0	0.0
20:30	10	0	0.0	10	100.0	0	0.0	0	0.0	0	0.0
20:45	10	0	0.0	10	100.0	0	0.0	0	0.0	0	0.0
21:00	9	0	0.0	8	88.9	0	0.0	1	11.1	0	0.0
21:15	8	1	12.5	6	75.0	0	0.0	1	12.5	0	0.0
21:30	7	0	0.0	5	71.4	1	14.3	1	14.3	0	0.0
21:45	5	0	0.0	5	100.0	0	0.0	0	0.0	0	0.0
22:00	9	0	0.0	9	100.0	0	0.0	0	0.0	0	0.0
22:15	5	0	0.0	5	100.0	0	0.0	0	0.0	0	0.0
22:30	7	0	0.0	6	85.7	0	0.0	0	0.0	1	14.3
22:45	4	0	0.0	4	100.0	0	0.0	0	0.0	0	0.0
23:00	8	0	0.0	8	100.0	0	0.0	0	0.0	0	0.0
23:15	6	1	16.7	5	83.3	0	0.0	0	0.0	0	0.0
23:30	5	0	0.0	5	100.0	0	0.0	0	0.0	0	0.0
23:45	5	0	0.0	4	80.0	1	20.0	0	0.0	0	0.0
12H,7-19	1650	52	3.2	1484	89.9	45	2.7	67	4.1	2	0.1
16H,6-22	1792	57	3.2	1611	89.9	48	2.7	74	4.1	2	0.1
18H,6-24	1841	58	3.2	1657	90.0	49	2.7	74	4.0	3	0.2
24H,0-24	1933	61	3.2	1737	89.9	55	2.9	77	4.0	3	0.2

TIME PERIOD	TOTAL VEHICLES	MOTOR-CYCLES	MOTOR-CYCLES%	CARS	CARS %	LGV	LGV %	HGV	HGV %	BUS	BUS %
<b>Mon 25-Nov-19</b>											
00:00	3	0	0.0	3	100.0	0	0.0	0	0.0	0	0.0
00:15	7	1	14.3	5	71.4	1	14.3	0	0.0	0	0.0
00:30	4	0	0.0	4	100.0	0	0.0	0	0.0	0	0.0
00:45	2	0	0.0	2	100.0	0	0.0	0	0.0	0	0.0
01:00	1	0	0.0	1	100.0	0	0.0	0	0.0	0	0.0
01:15	1	0	0.0	1	100.0	0	0.0	0	0.0	0	0.0
01:30	1	0	0.0	1	100.0	0	0.0	0	0.0	0	0.0
01:45	0	0	-	0	-	0	-	0	-	0	-
02:00	0	0	-	0	-	0	-	0	-	0	-
02:15	1	0	0.0	1	100.0	0	0.0	0	0.0	0	0.0
02:30	1	0	0.0	1	100.0	0	0.0	0	0.0	0	0.0
02:45	0	0	-	0	-	0	-	0	-	0	-
03:00	0	0	-	0	-	0	-	0	-	0	-
03:15	0	0	-	0	-	0	-	0	-	0	-
03:30	2	0	0.0	2	100.0	0	0.0	0	0.0	0	0.0
03:45	3	0	0.0	3	100.0	0	0.0	0	0.0	0	0.0
04:00	2	0	0.0	1	50.0	1	50.0	0	0.0	0	0.0
04:15	7	1	14.3	5	71.4	1	14.3	0	0.0	0	0.0
04:30	12	1	8.3	11	91.7	0	0.0	0	0.0	0	0.0
04:45	16	3	18.8	13	81.3	0	0.0	0	0.0	0	0.0
05:00	6	0	0.0	6	100.0	0	0.0	0	0.0	0	0.0
05:15	1	0	0.0	0	0.0	0	0.0	0	0.0	1	100.0
05:30	13	0	0.0	12	92.3	0	0.0	1	7.7	0	0.0
05:45	7	0	0.0	5	71.4	2	28.6	0	0.0	0	0.0
06:00	8	1	12.5	5	62.5	1	12.5	1	12.5	0	0.0
06:15	20	1	5.0	17	85.0	1	5.0	1	5.0	0	0.0
06:30	27	0	0.0	24	88.9	1	3.7	2	7.4	0	0.0
06:45	52	3	5.8	42	80.8	2	3.9	5	9.6	0	0.0
07:00	51	4	7.8	41	80.4	3	5.9	3	5.9	0	0.0
07:15	78	2	2.6	72	92.3	3	3.9	1	1.3	0	0.0
07:30	105	7	6.7	90	85.7	3	2.9	5	4.8	0	0.0
07:45	117	4	3.4	100	85.5	3	2.6	10	8.6	0	0.0
08:00	109	10	9.2	93	85.3	2	1.8	4	3.7	0	0.0
08:15	107	7	6.5	90	84.1	4	3.7	5	4.7	1	0.9
08:30	116	12	10.3	86	74.1	2	1.7	15	12.9	1	0.9
08:45	188	7	3.7	153	81.4	1	0.5	27	14.4	0	0.0
09:00	189	16	8.5	148	78.3	2	1.1	21	11.1	2	1.1
09:15	148	10	6.8	119	80.4	2	1.4	15	10.1	2	1.4
09:30	95	5	5.3	76	80.0	3	3.2	11	11.6	0	0.0
09:45	86	12	14.0	68	79.1	0	0.0	5	5.8	1	1.2
10:00	80	12	15.0	61	76.3	2	2.5	3	3.8	2	2.5
10:15	72	8	11.1	52	72.2	6	8.3	6	8.3	0	0.0
10:30	51	8	15.7	40	78.4	1	2.0	2	3.9	0	0.0
10:45	51	6	11.8	40	78.4	2	3.9	2	3.9	1	2.0
11:00	48	2	4.2	38	79.2	3	6.3	4	8.3	1	2.1
11:15	32	3	9.4	26	81.3	0	0.0	3	9.4	0	0.0
11:30	46	1	2.2	41	89.1	3	6.5	1	2.2	0	0.0
11:45	43	2	4.7	28	65.1	4	9.3	8	18.6	1	2.3

TIME PERIOD	TOTAL VEHICLES	MOTOR-CYCLES	MOTOR-CYCLES%	CARS	CARS %	LGV	LGV %	HGV	HGV %	BUS	BUS %
<b>Mon 25-Nov-19</b>											
12:00	45	9	20.0	27	60.0	4	8.9	5	11.1	0	0.0
12:15	33	2	6.1	28	84.9	1	3.0	2	6.1	0	0.0
12:30	42	4	9.5	31	73.8	1	2.4	6	14.3	0	0.0
12:45	34	3	8.8	25	73.5	1	2.9	5	14.7	0	0.0
13:00	51	2	3.9	42	82.4	1	2.0	5	9.8	1	2.0
13:15	44	2	4.6	37	84.1	1	2.3	4	9.1	0	0.0
13:30	45	3	6.7	38	84.4	2	4.4	2	4.4	0	0.0
13:45	39	2	5.1	34	87.2	0	0.0	3	7.7	0	0.0
14:00	41	2	4.9	33	80.5	0	0.0	3	7.3	3	7.3
14:15	38	3	7.9	29	76.3	3	7.9	3	7.9	0	0.0
14:30	26	1	3.9	23	88.5	0	0.0	2	7.7	0	0.0
14:45	42	1	2.4	36	85.7	1	2.4	4	9.5	0	0.0
15:00	26	3	11.5	19	73.1	2	7.7	2	7.7	0	0.0
15:15	27	2	7.4	23	85.2	0	0.0	2	7.4	0	0.0
15:30	44	3	6.8	38	86.4	0	0.0	3	6.8	0	0.0
15:45	60	1	1.7	50	83.3	5	8.3	3	5.0	1	1.7
16:00	49	2	4.1	43	87.8	1	2.0	2	4.1	1	2.0
16:15	48	2	4.2	43	89.6	1	2.1	2	4.2	0	0.0
16:30	52	2	3.9	46	88.5	0	0.0	4	7.7	0	0.0
16:45	82	0	0.0	70	85.4	3	3.7	8	9.8	1	1.2
17:00	54	1	1.9	49	90.7	0	0.0	3	5.6	1	1.9
17:15	47	2	4.3	41	87.2	1	2.1	3	6.4	0	0.0
17:30	55	1	1.8	48	87.3	1	1.8	4	7.3	1	1.8
17:45	78	2	2.6	71	91.0	3	3.9	2	2.6	0	0.0
18:00	58	3	5.2	52	89.7	2	3.5	1	1.7	0	0.0
18:15	49	5	10.2	41	83.7	2	4.1	0	0.0	1	2.0
18:30	43	2	4.7	35	81.4	2	4.7	2	4.7	2	4.7
18:45	53	1	1.9	51	96.2	1	1.9	0	0.0	0	0.0
19:00	41	0	0.0	38	92.7	1	2.4	2	4.9	0	0.0
19:15	61	1	1.6	58	95.1	1	1.6	0	0.0	1	1.6
19:30	26	1	3.9	24	92.3	1	3.9	0	0.0	0	0.0
19:45	29	1	3.5	25	86.2	2	6.9	1	3.5	0	0.0
20:00	27	2	7.4	23	85.2	1	3.7	1	3.7	0	0.0
20:15	15	0	0.0	15	100.0	0	0.0	0	0.0	0	0.0
20:30	17	1	5.9	13	76.5	1	5.9	2	11.8	0	0.0
20:45	20	0	0.0	17	85.0	0	0.0	3	15.0	0	0.0
21:00	20	0	0.0	18	90.0	1	5.0	1	5.0	0	0.0
21:15	10	0	0.0	9	90.0	0	0.0	0	0.0	1	10.0
21:30	7	0	0.0	7	100.0	0	0.0	0	0.0	0	0.0
21:45	11	0	0.0	10	90.9	0	0.0	1	9.1	0	0.0
22:00	5	0	0.0	4	80.0	0	0.0	1	20.0	0	0.0
22:15	5	1	20.0	3	60.0	0	0.0	0	0.0	1	20.0
22:30	7	0	0.0	5	71.4	1	14.3	0	0.0	1	14.3
22:45	8	1	12.5	7	87.5	0	0.0	0	0.0	0	0.0
23:00	5	0	0.0	3	60.0	0	0.0	1	20.0	1	20.0
23:15	5	1	20.0	2	40.0	1	20.0	1	20.0	0	0.0
23:30	9	0	0.0	6	66.7	2	22.2	0	0.0	1	11.1
23:45	3	0	0.0	2	66.7	0	0.0	1	33.3	0	0.0
12H,7-19	3117	204	6.5	2565	82.3	88	2.8	236	7.6	24	0.8
16H,6-22	3508	215	6.1	2910	83.0	101	2.9	256	7.3	26	0.7
18H,6-24	3555	218	6.1	2942	82.8	105	3.0	260	7.3	30	0.8
24H,0-24	3645	224	6.2	3019	82.8	110	3.0	261	7.2	31	0.9



TIME PERIOD	TOTAL VEHICLES	MOTOR-CYCLES	MOTOR-CYCLES%	CARS	CARS %	LGV	LGV %	HGV	HGV %	BUS	BUS %
<b>Daily Totals</b>											
Tue 19-Nov-19	4788	219	4.6	4016	83.9	50	1.0	499	10.4	4	0.1
Wed 20-Nov-19	4909	265	5.4	3989	81.3	51	1.0	598	12.2	6	0.1
Thu 21-Nov-19	4878	202	4.1	4153	85.1	53	1.1	466	9.6	4	0.1
Fri 22-Nov-19	4284	149	3.5	3752	87.6	64	1.5	304	7.1	15	0.4
Sat 23-Nov-19	1975	51	2.6	1744	88.3	53	2.7	123	6.2	4	0.2
Sun 24-Nov-19	1933	61	3.2	1737	89.9	55	2.9	77	4.0	3	0.2
Mon 25-Nov-19	3645	224	6.2	3019	82.8	110	3.0	261	7.2	31	0.9
<b>Total Vehicles</b>											
[--]	26412	1171	4.2	22410	85.6	436	1.9	2328	8.1	67	0.3



Time Period	Total Vehicles	85%ile Speed	Mean Speed	Stand Dev.	<6Mph	6-<11	11-<16	16-<21	21-<26	26-<31	31-<36	36-<41	41-<46	46-<51	51-<56	=>56
<b>Tue 19-Nov-19</b>																
00:00	9	-	25.2	2.9	0	0	0	0	6	3	0	0	0	0	0	0
00:15	3	-	26.8	3.1	0	0	0	0	1	2	0	0	0	0	0	0
00:30	5	-	27.5	2.6	0	0	0	0	1	4	0	0	0	0	0	0
00:45	3	-	28.5	1.7	0	0	0	0	0	3	0	0	0	0	0	0
01:00	3	-	28.5	1.7	0	0	0	0	0	3	0	0	0	0	0	0
01:15	5	-	33.5	3.7	0	0	0	0	0	1	3	1	0	0	0	0
01:30	5	-	29.5	2.6	0	0	0	0	0	4	1	0	0	0	0	0
01:45	5	-	22.5	5.6	0	0	1	0	3	1	0	0	0	0	0	0
02:00	7	-	28.5	3.2	0	0	0	0	1	5	1	0	0	0	0	0
02:15	4	-	28.5	1.6	0	0	0	0	0	4	0	0	0	0	0	0
02:30	4	-	28.5	1.6	0	0	0	0	0	4	0	0	0	0	0	0
02:45	6	-	27.7	5.1	0	0	0	1	0	4	1	0	0	0	0	0
03:00	4	-	31	5.2	0	0	0	0	1	0	3	0	0	0	0	0
03:15	5	-	22.8	10.7	1	0	0	0	2	1	1	0	0	0	0	0
03:30	1	-	28.5	-	0	0	0	0	0	1	0	0	0	0	0	0
03:45	8	-	27.9	5.8	0	0	0	1	1	5	0	1	0	0	0	0
04:00	2	-	28.5	1.8	0	0	0	0	0	2	0	0	0	0	0	0
04:15	9	-	26.3	5.8	0	0	0	2	2	3	2	0	0	0	0	0
04:30	7	-	26.4	3.1	0	0	0	0	3	4	0	0	0	0	0	0
04:45	20	30.2	26.8	4.9	0	0	1	0	7	9	3	0	0	0	0	0
05:00	10	34.8	32.5	2.6	0	0	0	0	0	2	8	0	0	0	0	0
05:15	3	-	26.8	7.6	0	0	0	1	0	1	1	0	0	0	0	0
05:30	18	33	28.8	4.9	0	0	0	0	5	9	2	2	0	0	0	0
05:45	32	30.5	26.8	5.7	0	0	1	3	9	14	3	2	0	0	0	0
06:00	11	29.6	25.3	4.8	0	0	0	2	4	4	1	0	0	0	0	0
06:15	27	25.8	21.6	5.2	0	1	3	5	14	4	0	0	0	0	0	0
06:30	34	25.6	22.6	4.4	0	0	3	5	22	3	1	0	0	0	0	0
06:45	41	29.3	25	4.7	0	0	1	5	19	14	1	1	0	0	0	0
07:00	53	27.6	23	4.4	0	0	2	14	25	11	1	0	0	0	0	0
07:15	90	25.3	21.9	3.8	0	0	5	26	52	7	0	0	0	0	0	0
07:30	129	24.9	19.9	4.6	0	1	19	64	32	13	0	0	0	0	0	0
07:45	141	22.6	18.5	3.8	0	1	31	78	30	1	0	0	0	0	0	0
08:00	138	24.6	20.7	3.6	0	0	7	69	57	5	0	0	0	0	0	0
08:15	167	23.6	19.3	4	0	3	20	97	42	5	0	0	0	0	0	0
08:30	168	24.2	20.1	3.8	1	2	8	92	61	4	0	0	0	0	0	0
08:45	218	22.7	18.4	3.8	0	2	49	117	50	0	0	0	0	0	0	0
09:00	256	20.3	16.6	4.1	1	20	77	139	18	1	0	0	0	0	0	0
09:15	171	23.6	19	4.4	2	6	20	92	47	4	0	0	0	0	0	0
09:30	155	25.3	20.9	4.5	0	0	24	46	72	13	0	0	0	0	0	0
09:45	143	25.3	21.1	4.2	0	0	13	55	62	13	0	0	0	0	0	0
10:00	109	24.9	20.5	4.4	0	2	10	48	41	8	0	0	0	0	0	0
10:15	95	26.1	20.9	5.5	0	4	13	28	35	14	1	0	0	0	0	0
10:30	71	25.9	21.6	5.4	0	0	6	32	22	6	4	1	0	0	0	0
10:45	77	27.5	21.9	4.9	0	1	3	33	23	16	1	0	0	0	0	0
11:00	66	25.1	21.2	4.2	0	0	5	27	29	4	1	0	0	0	0	0
11:15	51	25.3	21	4.7	0	2	3	18	23	5	0	0	0	0	0	0
11:30	49	25.6	21.3	5.3	0	0	11	7	25	5	1	0	0	0	0	0
11:45	53	22.8	18.2	5	0	3	12	27	7	4	0	0	0	0	0	0

Time Period	Total Vehicles	85%ile Speed	Mean Speed	Stand Dev.	<6Mph	6-<11	11-<16	16-<21	21-<26	26-<31	31-<36	36-<41	41-<46	46-<51	51-<56	=>56
<b>Tue 19-Nov-19</b>																
12:00	45	27.9	22.3	5.4	0	2	1	15	16	10	1	0	0	0	0	0
12:15	41	25.6	22.2	4	0	0	2	12	22	5	0	0	0	0	0	0
12:30	53	24.9	21	3.8	0	0	2	27	20	4	0	0	0	0	0	0
12:45	49	27	22.2	5.1	0	0	3	19	18	6	3	0	0	0	0	0
13:00	51	25.9	22.4	4.5	0	0	4	12	27	7	1	0	0	0	0	0
13:15	45	24.6	19.7	5.2	0	0	9	23	8	3	2	0	0	0	0	0
13:30	35	26.3	22.1	5.3	0	1	3	8	17	5	1	0	0	0	0	0
13:45	55	27	21.6	4.7	0	0	4	24	16	11	0	0	0	0	0	0
14:00	27	28	22.6	5.2	0	0	2	9	9	6	1	0	0	0	0	0
14:15	48	24.9	20.5	4.9	1	1	4	17	22	3	0	0	0	0	0	0
14:30	38	26.7	22.8	4.6	0	0	3	7	21	6	1	0	0	0	0	0
14:45	44	25.6	21.2	4.3	0	0	3	20	15	6	0	0	0	0	0	0
15:00	40	26.4	23	4	0	0	2	7	24	7	0	0	0	0	0	0
15:15	24	21.9	18.8	4	1	0	1	17	5	0	0	0	0	0	0	0
15:30	52	20.7	18.4	3.2	0	0	8	38	5	1	0	0	0	0	0	0
15:45	54	23.7	19.4	3.8	0	0	9	26	19	0	0	0	0	0	0	0
16:00	44	23.4	20	4.4	0	0	3	30	8	1	2	0	0	0	0	0
16:15	46	20.5	18.3	2.8	0	0	6	36	4	0	0	0	0	0	0	0
16:30	72	22.8	18.2	4.3	0	0	23	32	16	0	1	0	0	0	0	0
16:45	74	20.9	18.3	3.7	0	0	16	47	9	2	0	0	0	0	0	0
17:00	87	20.4	17.6	3	0	0	21	60	6	0	0	0	0	0	0	0
17:15	63	24.9	20.4	9.3	0	2	15	29	9	3	0	3	0	0	0	2
17:30	76	20.2	17.7	3.3	1	1	12	59	2	1	0	0	0	0	0	0
17:45	100	23.3	18.8	4.1	0	1	22	50	25	2	0	0	0	0	0	0
18:00	78	23.9	19.5	4.2	0	0	12	45	15	6	0	0	0	0	0	0
18:15	85	22.3	19.1	3.9	0	0	10	58	15	1	0	1	0	0	0	0
18:30	79	25.8	21.9	4.1	0	0	4	28	36	11	0	0	0	0	0	0
18:45	148	24.8	21.1	3.5	0	0	7	61	75	5	0	0	0	0	0	0
19:00	94	25.1	20.6	4.7	0	0	17	28	42	6	1	0	0	0	0	0
19:15	50	26.6	22.7	4.1	0	0	0	18	23	8	1	0	0	0	0	0
19:30	36	29.4	23.9	5.5	0	0	3	7	12	12	2	0	0	0	0	0
19:45	45	27.1	22.8	4.4	0	0	2	12	22	8	1	0	0	0	0	0
20:00	39	28.6	24.1	4.1	0	0	1	6	19	13	0	0	0	0	0	0
20:15	25	28	24.3	3.4	0	0	0	3	15	7	0	0	0	0	0	0
20:30	26	24.9	21.6	3.8	0	0	2	7	16	1	0	0	0	0	0	0
20:45	27	28.5	23.9	4.6	0	0	0	7	13	5	2	0	0	0	0	0
21:00	14	34.7	31.4	4.9	0	0	0	0	1	6	6	0	1	0	0	0
21:15	8	-	26	4.8	0	0	0	1	3	3	1	0	0	0	0	0
21:30	7	-	19.9	2.9	0	0	0	5	2	0	0	0	0	0	0	0
21:45	15	25.3	23.5	2.3	0	0	0	1	13	1	0	0	0	0	0	0
22:00	9	-	20.2	2.9	0	0	0	6	3	0	0	0	0	0	0	0
22:15	5	-	24.5	2.6	0	0	0	0	4	1	0	0	0	0	0	0
22:30	16	30.1	25.1	6.4	0	0	1	3	5	5	1	1	0	0	0	0
22:45	6	-	30.2	8.8	0	0	1	0	0	1	3	1	0	0	0	0
23:00	7	-	23.5	1.5	0	0	0	0	7	0	0	0	0	0	0	0
23:15	6	-	23.5	3.4	0	0	0	1	4	1	0	0	0	0	0	0
23:30	6	-	24.3	2.5	0	0	0	0	5	1	0	0	0	0	0	0
23:45	3	-	23.5	1.7	0	0	0	0	3	0	0	0	0	0	0	0
12H,7-19	4053	24.7	19.9	4.6	7	55	549	1925	1237	251	22	5	0	0	0	2
16H,6-22	4552	25	20.3	4.8	7	56	581	2037	1477	346	39	6	1	0	0	2
18H,6-24	4610	25.1	20.3	4.8	7	56	583	2047	1508	355	43	8	1	0	0	2
24H,0-24	4788	25.4	20.6	5	8	56	586	2055	1550	444	72	14	1	0	0	2

Time Period	Total Vehicles	85%ile Speed	Mean Speed	Stand Dev.	<6Mph	6-<11	11-<16	16-<21	21-<26	26-<31	31-<36	36-<41	41-<46	46-<51	51-<56	=>56
<b>Wed 20-Nov-19</b>																
00:00	3	-	26.8	5.9	0	0	0	0	2	0	1	0	0	0	0	0
00:15	3	-	28.5	1.7	0	0	0	0	0	3	0	0	0	0	0	0
00:30	2	-	28.5	7.1	0	0	0	0	1	0	1	0	0	0	0	0
00:45	4	-	28.5	1.6	0	0	0	0	0	4	0	0	0	0	0	0
01:00	5	-	23.5	7.2	0	0	1	0	3	0	1	0	0	0	0	0
01:15	2	-	23.5	1.8	0	0	0	0	2	0	0	0	0	0	0	0
01:30	5	-	30.5	4.7	0	0	0	0	0	4	0	1	0	0	0	0
01:45	6	-	20.2	7.6	0	1	0	3	0	2	0	0	0	0	0	0
02:00	2	-	26	3.5	0	0	0	0	1	1	0	0	0	0	0	0
02:15	4	-	29.8	2.8	0	0	0	0	0	3	1	0	0	0	0	0
02:30	5	-	24.5	2.6	0	0	0	0	4	1	0	0	0	0	0	0
02:45	2	-	31	3.5	0	0	0	0	0	1	1	0	0	0	0	0
03:00	5	-	31.5	3.1	0	0	0	0	0	2	3	0	0	0	0	0
03:15	10	32.7	24	7.7	0	0	1	4	1	1	3	0	0	0	0	0
03:30	2	-	26	3.5	0	0	0	0	1	1	0	0	0	0	0	0
03:45	4	-	28.5	4.2	0	0	0	0	1	2	1	0	0	0	0	0
04:00	6	-	26	6.3	0	0	0	1	3	0	2	0	0	0	0	0
04:15	9	-	29.1	2.2	0	0	0	0	0	8	1	0	0	0	0	0
04:30	11	30	26.7	4.3	0	0	0	1	3	6	1	0	0	0	0	0
04:45	22	33	28	5.7	0	0	1	0	6	10	3	2	0	0	0	0
05:00	10	33.5	28.5	5.9	0	0	0	1	2	4	2	1	0	0	0	0
05:15	8	-	24.1	5.8	0	0	0	3	2	2	1	0	0	0	0	0
05:30	15	30.1	27.5	3.1	0	0	0	0	4	10	1	0	0	0	0	0
05:45	18	30	29.1	4.4	0	0	0	0	3	12	1	2	0	0	0	0
06:00	11	33.9	30.3	3.7	0	0	0	0	1	5	5	0	0	0	0	0
06:15	30	26	22.8	4.1	0	0	2	5	18	5	0	0	0	0	0	0
06:30	31	29.9	24.5	5.6	0	0	1	6	15	5	3	1	0	0	0	0
06:45	69	28.2	23.9	4	0	0	0	15	36	16	2	0	0	0	0	0
07:00	55	28.7	24.4	4	0	0	1	7	29	17	1	0	0	0	0	0
07:15	78	25.4	21.8	3.8	0	0	3	28	40	7	0	0	0	0	0	0
07:30	116	23.6	19.5	3.7	0	2	10	69	33	2	0	0	0	0	0	0
07:45	168	24.1	20	3.6	0	1	13	90	61	3	0	0	0	0	0	0
08:00	128	25	21.3	3.6	0	0	3	58	59	8	0	0	0	0	0	0
08:15	153	25.2	21.7	3.5	0	0	2	63	77	11	0	0	0	0	0	0
08:30	165	25	20.9	4	0	0	14	70	70	11	0	0	0	0	0	0
08:45	181	25	20.8	4.4	1	0	23	61	85	10	1	0	0	0	0	0
09:00	201	24.5	20.4	3.9	0	2	16	94	83	6	0	0	0	0	0	0
09:15	163	24.3	18.2	5.5	0	14	44	53	41	11	0	0	0	0	0	0
09:30	121	26.6	21.2	5.2	0	1	18	40	41	19	2	0	0	0	0	0
09:45	124	26.7	20.1	6.1	2	7	17	45	31	21	1	0	0	0	0	0
10:00	94	28.3	23.3	4.9	0	0	5	22	44	18	5	0	0	0	0	0
10:15	61	25.7	21.9	4.3	0	0	3	23	27	7	1	0	0	0	0	0
10:30	65	26.3	20.4	6	0	3	16	10	25	11	0	0	0	0	0	0
10:45	68	26.2	21.3	5	0	0	9	24	24	10	1	0	0	0	0	0
11:00	60	28.7	23.6	5.2	0	2	2	9	29	16	2	0	0	0	0	0
11:15	53	29.1	23.2	5.3	0	0	3	18	13	17	2	0	0	0	0	0
11:30	73	25.5	19.9	5	0	0	14	35	14	9	1	0	0	0	0	0
11:45	56	27.1	21.3	5.1	0	0	6	25	14	10	1	0	0	0	0	0

Time Period	Total Vehicles	85%ile Speed	Mean Speed	Stand Dev.	<6Mph	6-<11	11-<16	16-<21	21-<26	26-<31	31-<36	36-<41	41-<46	46-<51	51-<56	=>56
<b>Wed 20-Nov-19</b>																
12:00	50	25	20.1	5.3	0	0	11	19	15	3	2	0	0	0	0	0
12:15	44	27.1	21.8	4.8	0	0	4	16	15	9	0	0	0	0	0	0
12:30	60	26.3	21.8	4.7	0	0	3	27	20	8	2	0	0	0	0	0
12:45	47	26.3	22.1	4.7	0	0	4	14	21	7	1	0	0	0	0	0
13:00	62	24.7	19.6	4.8	0	1	11	29	15	6	0	0	0	0	0	0
13:15	51	27.9	21	6.5	0	3	9	12	15	10	2	0	0	0	0	0
13:30	68	25	20.6	4.2	0	0	7	32	23	6	0	0	0	0	0	0
13:45	38	27.9	22.8	4.8	0	0	3	9	16	10	0	0	0	0	0	0
14:00	47	28.5	22.2	5.6	0	1	4	16	12	13	1	0	0	0	0	0
14:15	37	28.5	22.7	5.5	0	1	2	11	12	10	1	0	0	0	0	0
14:30	35	28.8	23.1	6.4	0	0	4	10	9	11	0	0	1	0	0	0
14:45	35	25.5	21.6	4.6	0	0	3	12	16	3	1	0	0	0	0	0
15:00	39	25.3	21.2	4.2	0	0	3	16	16	4	0	0	0	0	0	0
15:15	40	28	21.3	6.1	1	0	7	11	10	11	0	0	0	0	0	0
15:30	49	32.1	24.3	6.1	0	0	3	11	20	5	10	0	0	0	0	0
15:45	57	23.1	19	4.3	1	2	4	35	14	1	0	0	0	0	0	0
16:00	47	28	22	5	0	0	2	23	10	11	1	0	0	0	0	0
16:15	72	24.4	19.5	4.6	0	0	15	34	17	6	0	0	0	0	0	0
16:30	72	24.4	20.1	4	0	0	8	37	23	4	0	0	0	0	0	0
16:45	84	25.5	22.3	3.8	0	0	3	24	49	7	1	0	0	0	0	0
17:00	90	24.5	20.8	3.4	0	0	3	44	42	0	1	0	0	0	0	0
17:15	69	24.5	19.9	4.6	0	1	8	38	16	5	1	0	0	0	0	0
17:30	77	25.8	22.3	3.8	0	0	2	24	41	10	0	0	0	0	0	0
17:45	128	25.6	22.6	3.7	0	0	3	33	79	11	2	0	0	0	0	0
18:00	74	26.6	21.9	4.7	0	0	6	25	30	12	1	0	0	0	0	0
18:15	80	25.1	20.5	4.8	0	0	13	31	29	5	2	0	0	0	0	0
18:30	80	25.5	21.8	4.1	0	0	1	36	34	7	2	0	0	0	0	0
18:45	95	28.3	23.8	4.2	0	0	1	21	48	22	3	0	0	0	0	0
19:00	125	22.5	19.5	3.1	0	0	4	95	23	2	1	0	0	0	0	0
19:15	105	25.4	21.9	3.7	0	0	1	43	51	9	1	0	0	0	0	0
19:30	73	25.5	21.7	4.7	0	0	6	26	33	6	1	1	0	0	0	0
19:45	76	27.7	23.8	3.8	0	0	0	14	45	15	2	0	0	0	0	0
20:00	38	25.7	22.8	3.8	0	0	0	11	22	4	1	0	0	0	0	0
20:15	40	25.6	23	4	0	1	0	7	26	6	0	0	0	0	0	0
20:30	33	28.8	24.1	4.5	0	0	0	8	15	8	2	0	0	0	0	0
20:45	34	28.8	24.7	4	0	0	0	4	20	8	2	0	0	0	0	0
21:00	28	27.6	22.3	5.7	0	0	7	0	14	7	0	0	0	0	0	0
21:15	15	28.8	25.2	5.1	0	0	0	2	8	4	0	1	0	0	0	0
21:30	10	29.8	25	6.8	0	0	0	4	1	4	0	1	0	0	0	0
21:45	13	29.9	23.9	6.1	0	0	0	6	2	3	2	0	0	0	0	0
22:00	12	29.9	26	4.7	0	0	0	2	3	6	1	0	0	0	0	0
22:15	13	29.8	25.4	5	0	0	0	3	3	6	1	0	0	0	0	0
22:30	5	-	26.5	3.1	0	0	0	0	2	3	0	0	0	0	0	0
22:45	12	34.5	27.3	8.9	0	0	1	2	3	2	2	1	1	0	0	0
23:00	24	32.6	28.7	3.7	0	0	0	0	5	13	6	0	0	0	0	0
23:15	17	32.2	29.4	3	0	0	0	0	1	12	4	0	0	0	0	0
23:30	11	28.3	25.3	2.9	0	0	0	0	7	4	0	0	0	0	0	0
23:45	11	25.3	24.4	4	0	0	0	1	8	1	1	0	0	0	0	0
12H,7-19	3910	25.7	21.2	4.8	5	41	369	1494	1507	441	52	0	1	0	0	0
16H,6-22	4641	25.8	21.4	4.8	5	42	390	1740	1837	548	74	4	1	0	0	0
18H,6-24	4746	25.9	21.5	4.8	5	42	391	1748	1869	595	89	5	2	0	0	0
24H,0-24	4909	26.5	21.7	5	5	43	394	1761	1908	672	113	11	2	0	0	0

Time Period	Total Vehicles	85%ile Speed	Mean Speed	Stand Dev.	<6Mph	6-<11	11-<16	16-<21	21-<26	26-<31	31-<36	36-<41	41-<46	46-<51	51-<56	=>56
<b>Thu 21-Nov-19</b>																
00:00	5	-	28.5	7.2	0	0	0	0	3	0	1	1	0	0	0	0
00:15	3	-	25.2	3.1	0	0	0	0	2	1	0	0	0	0	0	0
00:30	3	-	23.5	1.7	0	0	0	0	3	0	0	0	0	0	0	0
00:45	4	-	28.5	9.1	0	0	0	1	1	0	1	1	0	0	0	0
01:00	4	-	28.5	1.6	0	0	0	0	0	4	0	0	0	0	0	0
01:15	5	-	25.5	4.7	0	0	0	0	4	0	1	0	0	0	0	0
01:30	6	-	29.3	2.5	0	0	0	0	0	5	1	0	0	0	0	0
01:45	7	-	23.5	4.3	0	0	0	2	3	2	0	0	0	0	0	0
02:00	7	-	27.1	2.9	0	0	0	0	2	5	0	0	0	0	0	0
02:15	11	35	29.9	6.5	0	0	0	1	3	0	6	1	0	0	0	0
02:30	2	-	33.5	1.8	0	0	0	0	0	0	2	0	0	0	0	0
02:45	3	-	33.5	1.7	0	0	0	0	0	0	3	0	0	0	0	0
03:00	4	-	32.3	2.8	0	0	0	0	0	1	3	0	0	0	0	0
03:15	3	-	35.2	3.1	0	0	0	0	0	0	2	1	0	0	0	0
03:30	2	-	23.5	1.8	0	0	0	0	2	0	0	0	0	0	0	0
03:45	7	-	29.2	3.7	0	0	0	0	1	4	2	0	0	0	0	0
04:00	7	-	32.8	3.7	0	0	0	0	0	2	4	1	0	0	0	0
04:15	6	-	26.8	5.3	0	0	0	1	1	3	1	0	0	0	0	0
04:30	16	30.4	26.6	6.4	0	0	0	3	4	7	1	0	1	0	0	0
04:45	16	34.4	30.4	4.3	0	0	0	0	2	7	6	1	0	0	0	0
05:00	9	-	33.5	5.2	0	0	0	0	0	3	4	1	1	0	0	0
05:15	7	-	23.5	3.2	0	0	0	1	5	1	0	0	0	0	0	0
05:30	27	30.4	26.8	4.8	0	0	0	3	7	14	2	1	0	0	0	0
05:45	27	32.5	27.8	4.6	0	0	0	0	11	10	5	1	0	0	0	0
06:00	10	34.8	32	3.6	0	0	0	0	1	1	8	0	0	0	0	0
06:15	27	29.7	22.2	6.9	0	0	6	7	5	6	3	0	0	0	0	0
06:30	39	29.5	24.8	5	0	1	1	2	21	11	3	0	0	0	0	0
06:45	33	27.8	22.6	5	0	0	2	11	12	7	1	0	0	0	0	0
07:00	54	33.4	28.8	6.6	0	0	0	2	16	25	5	3	0	3	0	0
07:15	75	26.9	22.6	4.4	0	0	4	21	36	13	1	0	0	0	0	0
07:30	104	27.5	22.8	4.3	0	0	4	30	47	23	0	0	0	0	0	0
07:45	133	27.5	22.2	4.7	0	0	12	40	52	29	0	0	0	0	0	0
08:00	121	26	22.7	3.8	0	0	1	36	66	17	1	0	0	0	0	0
08:15	120	26.4	22.3	4	0	0	2	44	54	20	0	0	0	0	0	0
08:30	191	25.8	21.9	4	0	2	2	75	87	25	0	0	0	0	0	0
08:45	201	25	21	3.9	0	0	9	99	78	13	2	0	0	0	0	0
09:00	216	24.4	19.1	5.4	5	19	18	85	82	7	0	0	0	0	0	0
09:15	185	23.8	17.8	5.4	0	21	46	65	45	8	0	0	0	0	0	0
09:30	130	27.3	22.8	4.4	0	0	6	34	64	24	2	0	0	0	0	0
09:45	140	25.5	22.3	3.7	0	0	5	38	83	14	0	0	0	0	0	0
10:00	110	25.1	21.3	3.9	0	0	9	36	59	6	0	0	0	0	0	0
10:15	79	27.5	22.9	4.4	0	0	4	20	38	16	1	0	0	0	0	0
10:30	69	25.2	21.5	4.1	0	0	4	27	32	5	1	0	0	0	0	0
10:45	103	25.7	21.5	5.2	0	4	8	29	49	10	3	0	0	0	0	0
11:00	86	25.8	21.8	4.7	0	2	7	22	43	12	0	0	0	0	0	0
11:15	47	23.5	19.1	4.1	0	0	9	25	11	2	0	0	0	0	0	0
11:30	40	27.4	22.9	4.4	0	0	2	10	19	9	0	0	0	0	0	0
11:45	58	25	21.5	3.5	0	0	2	22	31	3	0	0	0	0	0	0

Time Period	Total Vehicles	85%ile Speed	Mean Speed	Stand Dev.	<6Mph	6-<11	11-<16	16-<21	21-<26	26-<31	31-<36	36-<41	41-<46	46-<51	51-<56	=>56
<b>Thu 21-Nov-19</b>																
12:00	56	25.5	21.5	3.8	0	0	0	29	20	7	0	0	0	0	0	0
12:15	40	29.2	23	5.6	0	0	3	15	6	15	1	0	0	0	0	0
12:30	57	25.6	21.2	5	0	1	9	12	28	7	0	0	0	0	0	0
12:45	59	28.7	23.7	4.6	0	0	1	16	24	16	2	0	0	0	0	0
13:00	67	25.3	21.7	3.8	0	0	3	24	34	6	0	0	0	0	0	0
13:15	66	32.6	26.5	5.9	0	1	1	8	19	22	14	1	0	0	0	0
13:30	55	27.3	23	4.7	0	0	4	11	29	9	2	0	0	0	0	0
13:45	73	29	23.2	5.2	0	0	4	24	19	24	2	0	0	0	0	0
14:00	59	29.9	23.4	6.1	0	0	4	21	13	15	5	1	0	0	0	0
14:15	47	32.9	25.9	6.2	0	1	1	7	15	11	12	0	0	0	0	0
14:30	42	22.4	19.5	3.1	0	0	2	31	8	1	0	0	0	0	0	0
14:45	42	29.2	21.7	6.6	0	1	7	15	4	13	2	0	0	0	0	0
15:00	43	26.8	21.1	5.9	0	0	12	6	17	7	1	0	0	0	0	0
15:15	37	29.6	24.3	5.1	0	0	1	10	10	14	2	0	0	0	0	0
15:30	50	23.8	20.1	3.1	0	0	2	30	18	0	0	0	0	0	0	0
15:45	73	24.7	20.9	3.5	0	0	3	35	32	3	0	0	0	0	0	0
16:00	47	25.6	22.9	3.7	0	0	1	10	31	4	1	0	0	0	0	0
16:15	73	25	21	4.3	0	1	7	23	38	4	0	0	0	0	0	0
16:30	59	25.4	21.6	4.1	0	0	4	20	29	6	0	0	0	0	0	0
16:45	82	27.7	23.3	4.1	0	0	1	22	40	18	1	0	0	0	0	0
17:00	84	26.4	22.4	4.4	0	0	2	32	36	11	3	0	0	0	0	0
17:15	62	22.9	19.6	3.4	0	0	3	44	14	0	1	0	0	0	0	0
17:30	59	23.1	19.9	3.2	0	0	1	44	11	3	0	0	0	0	0	0
17:45	60	27.8	23.7	4	0	0	2	9	34	15	0	0	0	0	0	0
18:00	70	24.7	21.4	3.1	0	0	1	29	39	1	0	0	0	0	0	0
18:15	66	28.2	22.4	4.9	0	0	2	30	17	15	2	0	0	0	0	0
18:30	102	25.2	22.2	3.1	0	0	0	32	65	5	0	0	0	0	0	0
18:45	161	25.1	21.9	3.4	0	0	6	46	103	6	0	0	0	0	0	0
19:00	66	26.6	23.8	4.8	0	0	0	15	40	5	4	2	0	0	0	0
19:15	50	29.1	24.4	4.5	0	0	1	9	22	16	2	0	0	0	0	0
19:30	58	27.2	23.2	3.9	0	0	1	14	31	12	0	0	0	0	0	0
19:45	72	27.9	23.5	3.9	0	0	1	16	37	18	0	0	0	0	0	0
20:00	45	28.8	24.6	4.1	0	0	1	4	26	12	2	0	0	0	0	0
20:15	49	29.3	24.8	4.2	0	0	0	6	28	11	4	0	0	0	0	0
20:30	45	29	23.4	5.3	0	0	3	12	15	13	2	0	0	0	0	0
20:45	15	28.8	24.2	5.1	0	0	1	2	7	4	1	0	0	0	0	0
21:00	20	25	22	3.2	0	0	0	7	12	1	0	0	0	0	0	0
21:15	12	33.8	28.5	5.4	0	0	0	0	5	3	3	1	0	0	0	0
21:30	8	-	33.5	1.5	0	0	0	0	0	0	8	0	0	0	0	0
21:45	16	31.2	21.9	6.4	0	0	1	9	3	0	3	0	0	0	0	0
22:00	11	25.3	23	3	0	0	0	2	8	1	0	0	0	0	0	0
22:15	8	-	24.8	2.7	0	0	0	0	6	2	0	0	0	0	0	0
22:30	9	-	29.1	3.3	0	0	0	0	1	6	2	0	0	0	0	0
22:45	11	29.7	26.2	4.9	0	0	1	0	2	8	0	0	0	0	0	0
23:00	8	-	28.5	1.5	0	0	0	0	0	8	0	0	0	0	0	0
23:15	8	-	29.8	4.7	0	0	0	0	2	2	4	0	0	0	0	0
23:30	10	34	28	6.1	0	0	0	1	4	0	5	0	0	0	0	0
23:45	4	-	29.8	2.8	0	0	0	0	0	3	1	0	0	0	0	0
12H,7-19	4053	26.1	21.8	4.8	5	53	241	1395	1745	539	67	5	0	3	0	0
16H,6-22	4618	26.7	22.1	4.9	5	54	259	1509	2010	659	111	8	0	3	0	0
18H,6-24	4687	26.9	22.2	4.9	5	54	260	1512	2033	689	123	8	0	3	0	0
24H,0-24	4878	27.4	22.4	5.1	5	54	260	1524	2087	758	168	17	2	3	0	0

Time Period	Total Vehicles	85%ile Speed	Mean Speed	Stand Dev.	<6Mph	6-<11	11-<16	16-<21	21-<26	26-<31	31-<36	36-<41	41-<46	46-<51	51-<56	=>56
<b>Fri 22-Nov-19</b>																
00:00	9	-	32.4	2.7	0	0	0	0	0	2	7	0	0	0	0	0
00:15	6	-	24.3	6	0	0	0	2	2	1	1	0	0	0	0	0
00:30	1	-	23.5	-	0	0	0	0	1	0	0	0	0	0	0	0
00:45	2	-	18.5	1.8	0	0	0	2	0	0	0	0	0	0	0	0
01:00	3	-	26.8	3.1	0	0	0	0	1	2	0	0	0	0	0	0
01:15	3	-	30.2	3.1	0	0	0	0	0	2	1	0	0	0	0	0
01:30	5	-	34.5	5.6	0	0	0	0	0	1	3	0	1	0	0	0
01:45	4	-	28.5	1.6	0	0	0	0	0	4	0	0	0	0	0	0
02:00	3	-	18.5	5	0	0	1	1	1	0	0	0	0	0	0	0
02:15	1	-	18.5	-	0	0	0	1	0	0	0	0	0	0	0	0
02:30	7	-	19.2	2.4	0	0	0	6	1	0	0	0	0	0	0	0
02:45	1	-	33.5	-	0	0	0	0	0	0	1	0	0	0	0	0
03:00	11	30.6	25.8	7	0	1	0	0	4	4	2	0	0	0	0	0
03:15	2	-	28.5	1.8	0	0	0	0	0	2	0	0	0	0	0	0
03:30	9	-	29.1	5.4	0	0	0	1	0	6	1	1	0	0	0	0
03:45	10	27.7	23.5	4.3	0	0	0	3	4	3	0	0	0	0	0	0
04:00	7	-	25.6	5	0	0	0	1	3	2	1	0	0	0	0	0
04:15	6	-	31.8	3	0	0	0	0	0	2	4	0	0	0	0	0
04:30	17	30.1	27.3	3.2	0	0	0	0	5	11	1	0	0	0	0	0
04:45	20	31.8	27.8	5.4	0	0	1	0	5	10	3	1	0	0	0	0
05:00	8	-	28.5	6.6	0	0	0	1	2	2	2	1	0	0	0	0
05:15	6	-	26	7	0	0	0	2	1	1	2	0	0	0	0	0
05:30	19	29.9	25.3	4.7	0	0	0	3	8	6	2	0	0	0	0	0
05:45	24	30	27.3	3	0	0	0	0	7	16	1	0	0	0	0	0
06:00	14	28.4	25.3	2.9	0	0	0	0	9	5	0	0	0	0	0	0
06:15	24	28.8	22.5	5.9	0	0	3	8	5	7	1	0	0	0	0	0
06:30	32	25.7	23.5	2.9	0	0	0	4	24	4	0	0	0	0	0	0
06:45	59	28.8	24.3	4.2	0	1	0	8	29	21	0	0	0	0	0	0
07:00	68	29.7	25.6	4.2	0	0	0	6	32	26	3	1	0	0	0	0
07:15	123	25.6	22.6	3.5	0	0	3	29	78	13	0	0	0	0	0	0
07:30	109	25.2	21.7	3.7	0	0	4	40	58	6	1	0	0	0	0	0
07:45	156	25.5	21.3	4.3	0	0	12	63	64	15	2	0	0	0	0	0
08:00	117	27.4	22.6	4.6	0	0	8	30	54	24	1	0	0	0	0	0
08:15	157	26.6	23	4	0	0	8	28	94	26	1	0	0	0	0	0
08:30	178	25.6	22	4	0	0	6	64	88	18	2	0	0	0	0	0
08:45	237	23.7	18.8	4.7	2	14	28	121	66	6	0	0	0	0	0	0
09:00	204	23.9	20	3.3	0	1	7	130	61	5	0	0	0	0	0	0
09:15	149	25.5	21.3	4.2	0	0	7	71	54	15	2	0	0	0	0	0
09:30	122	25.7	21.7	4.4	0	0	9	44	53	15	1	0	0	0	0	0
09:45	148	25.4	20.7	5.2	0	10	7	57	58	15	1	0	0	0	0	0
10:00	89	28.3	23.6	4.1	0	0	0	24	40	24	1	0	0	0	0	0
10:15	91	24.3	19.7	4.4	0	0	15	46	24	5	1	0	0	0	0	0
10:30	67	24.9	20.7	4.2	0	1	5	28	29	4	0	0	0	0	0	0
10:45	61	25.3	21	4	0	0	2	33	19	7	0	0	0	0	0	0
11:00	58	28.1	24	4.4	0	0	2	7	36	9	4	0	0	0	0	0
11:15	49	24.5	20.7	3.5	0	0	3	22	23	1	0	0	0	0	0	0
11:30	53	24.8	21	3.6	0	0	2	25	23	3	0	0	0	0	0	0
11:45	46	25.5	22.6	4.6	0	0	1	16	22	4	3	0	0	0	0	0



Time Period	Total Vehicles	85%ile Speed	Mean Speed	Stand Dev.	<6Mph	6-<11	11-<16	16-<21	21-<26	26-<31	31-<36	36-<41	41-<46	46-<51	51-<56	=>56
<b>Fri 22-Nov-19</b>																
12:00	63	25.4	21.4	4.3	0	0	4	27	25	6	1	0	0	0	0	0
12:15	39	25.1	21.4	3.9	0	0	2	15	19	3	0	0	0	0	0	0
12:30	40	25.4	21.3	4.6	0	1	0	21	13	4	1	0	0	0	0	0
12:45	45	28	23.3	4.1	0	0	0	14	19	12	0	0	0	0	0	0
13:00	57	29	24	4.8	0	0	3	9	27	15	3	0	0	0	0	0
13:15	32	26.9	24.1	3.8	0	0	0	4	22	4	2	0	0	0	0	0
13:30	60	27.3	22.6	4.3	0	0	2	20	25	13	0	0	0	0	0	0
13:45	44	29.9	26.1	4.1	0	0	0	5	13	24	2	0	0	0	0	0
14:00	43	27.5	22.3	4.7	0	0	3	14	16	10	0	0	0	0	0	0
14:15	33	28.2	22.6	5	0	0	1	14	9	8	1	0	0	0	0	0
14:30	46	27	23.6	3.7	0	0	0	9	28	8	1	0	0	0	0	0
14:45	51	26.5	21.8	4.7	0	0	5	16	21	9	0	0	0	0	0	0
15:00	49	25.8	22.4	4.1	0	0	1	17	24	6	1	0	0	0	0	0
15:15	38	25	21.7	3.8	0	0	1	15	20	1	1	0	0	0	0	0
15:30	41	23.8	19.4	4.5	0	3	2	22	13	1	0	0	0	0	0	0
15:45	48	24.5	18.7	5.2	0	0	17	17	9	5	0	0	0	0	0	0
16:00	46	24.6	20.9	3.4	0	0	0	27	16	3	0	0	0	0	0	0
16:15	53	25.7	23.2	4.1	0	0	4	4	37	7	1	0	0	0	0	0
16:30	64	24.9	21.2	4	0	0	5	23	33	2	1	0	0	0	0	0
16:45	59	28.7	24.5	6.8	0	0	0	17	25	14	0	0	0	3	0	0
17:00	51	25.9	22.5	3.9	0	0	1	16	26	8	0	0	0	0	0	0
17:15	57	25.2	21.8	3.7	0	0	3	17	33	4	0	0	0	0	0	0
17:30	62	27.9	21.6	5.4	0	0	9	22	16	14	1	0	0	0	0	0
17:45	70	27.9	24.3	8.3	0	0	1	21	32	13	0	0	0	0	0	3
18:00	61	25.9	23.1	3.4	0	0	0	14	38	9	0	0	0	0	0	0
18:15	47	22.4	18.4	4	0	0	12	25	9	1	0	0	0	0	0	0
18:30	28	25.1	21	4	0	0	1	15	9	3	0	0	0	0	0	0
18:45	28	25.7	21.9	5.1	0	0	1	13	10	3	0	1	0	0	0	0
19:00	25	25.7	22.5	4.1	0	0	1	7	13	4	0	0	0	0	0	0
19:15	29	25.8	23.3	4.6	0	0	0	8	17	1	3	0	0	0	0	0
19:30	25	29.6	24.9	4.7	0	0	0	5	10	8	2	0	0	0	0	0
19:45	28	30.7	26.7	5.3	0	0	1	2	8	13	3	1	0	0	0	0
20:00	23	28.2	23.7	4.1	0	0	0	6	10	7	0	0	0	0	0	0
20:15	12	30.2	26.8	4.6	0	0	0	2	1	8	1	0	0	0	0	0
20:30	28	25.3	22.4	3.2	0	0	0	8	18	2	0	0	0	0	0	0
20:45	22	29.8	26.5	3.6	0	0	0	1	8	12	1	0	0	0	0	0
21:00	9	-	23.5	5.2	0	0	0	3	4	1	1	0	0	0	0	0
21:15	15	26.6	22.2	5.3	0	0	1	6	5	2	1	0	0	0	0	0
21:30	12	33.1	27.7	5.3	0	0	0	1	4	3	4	0	0	0	0	0
21:45	14	28	24.6	4.7	0	0	0	2	9	1	2	0	0	0	0	0
22:00	17	30.1	23.5	7.4	0	0	5	0	4	6	2	0	0	0	0	0
22:15	9	-	26.8	3.8	0	0	0	1	1	7	0	0	0	0	0	0
22:30	14	33.3	26.4	7.9	0	0	1	2	5	2	3	0	1	0	0	0
22:45	21	31.4	26.6	4.6	0	0	0	1	10	6	4	0	0	0	0	0
23:00	8	-	24.1	5.1	0	0	0	2	4	1	1	0	0	0	0	0
23:15	10	31	29.5	4.1	0	0	0	0	1	7	1	1	0	0	0	0
23:30	7	-	32.8	6.9	0	0	0	1	0	0	4	2	0	0	0	0
23:45	6	-	26.8	5.4	0	0	0	0	4	0	2	0	0	0	0	0
12H,7-19	3637	25.8	21.7	4.7	2	30	207	1337	1563	451	39	2	0	3	0	3
16H,6-22	4008	26.1	22	4.7	2	31	213	1408	1737	550	58	3	0	3	0	3
18H,6-24	4100	26.4	22.1	4.8	2	31	219	1415	1766	579	75	6	1	3	0	3
24H,0-24	4284	27	22.3	4.9	2	32	221	1438	1811	656	107	9	2	3	0	3

Time Period	Total Vehicles	85%ile Speed	Mean Speed	Stand Dev.	<6Mph	6-<11	11-<16	16-<21	21-<26	26-<31	31-<36	36-<41	41-<46	46-<51	51-<56	=>56
<b>Sat 23-Nov-19</b>																
00:00	6	-	26	3.1	0	0	0	0	3	3	0	0	0	0	0	0
00:15	7	-	32.1	2.9	0	0	0	0	0	2	5	0	0	0	0	0
00:30	7	-	29.9	4	0	0	0	0	1	3	3	0	0	0	0	0
00:45	4	-	29.8	4.9	0	0	0	0	1	1	2	0	0	0	0	0
01:00	6	-	25.2	6.9	0	0	1	0	2	2	1	0	0	0	0	0
01:15	3	-	30.2	3.1	0	0	0	0	0	2	1	0	0	0	0	0
01:30	9	-	26.8	2.9	0	0	0	0	3	6	0	0	0	0	0	0
01:45	2	-	26	10.6	0	0	0	1	0	0	1	0	0	0	0	0
02:00	5	-	26.5	3.1	0	0	0	0	2	3	0	0	0	0	0	0
02:15	2	-	26	3.5	0	0	0	0	1	1	0	0	0	0	0	0
02:30	5	-	26.5	4.6	0	0	0	0	3	1	1	0	0	0	0	0
02:45	10	29.6	27	2.8	0	0	0	0	3	7	0	0	0	0	0	0
03:00	7	-	27.8	2.4	0	0	0	0	1	6	0	0	0	0	0	0
03:15	5	-	27.5	2.6	0	0	0	0	1	4	0	0	0	0	0	0
03:30	7	-	27.8	2.4	0	0	0	0	1	6	0	0	0	0	0	0
03:45	4	-	26	3.2	0	0	0	0	2	2	0	0	0	0	0	0
04:00	9	-	29.6	3.6	0	0	0	0	1	5	3	0	0	0	0	0
04:15	6	-	25.2	6.9	0	0	1	0	2	2	1	0	0	0	0	0
04:30	8	-	27.3	7.5	0	0	1	0	2	3	1	1	0	0	0	0
04:45	6	-	29.3	5.1	0	0	0	0	2	1	3	0	0	0	0	0
05:00	2	-	31	3.5	0	0	0	0	0	1	1	0	0	0	0	0
05:15	2	-	28.5	1.8	0	0	0	0	0	2	0	0	0	0	0	0
05:30	5	-	27.5	4.4	0	0	0	0	2	2	1	0	0	0	0	0
05:45	7	-	28.5	7.2	0	0	0	0	4	1	0	2	0	0	0	0
06:00	3	-	28.5	1.7	0	0	0	0	0	3	0	0	0	0	0	0
06:15	2	-	28.5	1.8	0	0	0	0	0	2	0	0	0	0	0	0
06:30	3	-	28.5	1.7	0	0	0	0	0	3	0	0	0	0	0	0
06:45	4	-	23.5	1.6	0	0	0	0	4	0	0	0	0	0	0	0
07:00	1	-	28.5	-	0	0	0	0	0	1	0	0	0	0	0	0
07:15	14	29.4	25.6	4	0	0	0	1	7	5	1	0	0	0	0	0
07:30	16	30.3	25.7	5.9	0	1	0	0	7	6	2	0	0	0	0	0
07:45	49	29.8	25.1	4.8	0	0	2	6	18	20	3	0	0	0	0	0
08:00	46	28.5	24.7	3.3	0	0	0	4	27	15	0	0	0	0	0	0
08:15	38	29.3	24.7	4.5	0	0	1	5	18	12	2	0	0	0	0	0
08:30	31	29	24.8	4.1	0	0	0	4	17	8	2	0	0	0	0	0
08:45	72	27.7	23.1	4.2	0	0	2	19	34	17	0	0	0	0	0	0
09:00	49	28.2	23	5	0	0	6	7	22	14	0	0	0	0	0	0
09:15	32	27.2	22.4	5.1	0	1	2	7	15	7	0	0	0	0	0	0
09:30	36	28.1	22.9	5.4	0	0	3	9	16	5	3	0	0	0	0	0
09:45	61	27.4	22.5	4.7	0	0	4	18	26	12	1	0	0	0	0	0
10:00	54	25	20.3	5.2	0	0	14	12	24	3	1	0	0	0	0	0
10:15	31	28.4	24	4.4	0	0	0	7	16	6	2	0	0	0	0	0
10:30	44	25.5	22.3	4	0	0	1	15	23	4	1	0	0	0	0	0
10:45	43	25.8	21.8	4.5	0	0	4	13	20	6	0	0	0	0	0	0
11:00	48	27.3	23.1	4.6	0	1	1	10	26	9	1	0	0	0	0	0
11:15	61	26.2	22.8	4.3	0	0	2	16	33	8	2	0	0	0	0	0
11:30	51	25.8	21.9	4.2	0	0	3	17	24	7	0	0	0	0	0	0
11:45	57	25.3	21.7	4.2	0	0	4	18	30	4	1	0	0	0	0	0

Time Period	Total Vehicles	85%ile Speed	Mean Speed	Stand Dev.	<6Mph	6-<11	11-<16	16-<21	21-<26	26-<31	31-<36	36-<41	41-<46	46-<51	51-<56	=>56
<b>Sat 23-Nov-19</b>																
12:00	37	25.7	21.7	4.7	0	0	3	13	16	4	1	0	0	0	0	0
12:15	35	28.7	22.6	6.3	0	0	3	14	8	8	0	2	0	0	0	0
12:30	61	25.3	22.1	4.1	0	0	2	20	34	4	0	1	0	0	0	0
12:45	55	25.7	22.1	3.8	0	0	1	20	27	7	0	0	0	0	0	0
13:00	45	27.7	21.9	5	0	0	4	17	13	11	0	0	0	0	0	0
13:15	23	28.2	23.1	5	0	0	2	5	9	7	0	0	0	0	0	0
13:30	29	25.3	21.6	4.7	0	0	3	9	14	2	1	0	0	0	0	0
13:45	31	25.8	23.2	4.1	0	0	1	6	19	4	1	0	0	0	0	0
14:00	31	27.3	23	4.2	0	0	1	8	15	7	0	0	0	0	0	0
14:15	22	30.3	24.6	6.7	0	1	0	5	7	6	2	1	0	0	0	0
14:30	28	27.3	23	4.6	0	0	1	8	13	5	1	0	0	0	0	0
14:45	39	28.6	23.1	5.5	0	2	1	8	15	13	0	0	0	0	0	0
15:00	36	29.6	25.3	4.4	0	0	1	3	16	14	2	0	0	0	0	0
15:15	33	27.3	21.8	5.1	0	0	3	13	10	6	1	0	0	0	0	0
15:30	36	28.1	24.1	3.6	0	0	0	6	20	10	0	0	0	0	0	0
15:45	24	30.9	25.8	4.6	0	0	0	2	13	5	4	0	0	0	0	0
16:00	26	30.1	25.2	5.1	0	0	1	3	11	8	3	0	0	0	0	0
16:15	16	29.9	25.4	4.6	0	0	0	2	8	4	2	0	0	0	0	0
16:30	21	30	26.1	4	0	0	0	1	10	8	2	0	0	0	0	0
16:45	24	28.9	24.5	4.6	0	0	1	2	14	5	2	0	0	0	0	0
17:00	31	29.6	24.6	5.6	0	0	2	5	11	11	1	1	0	0	0	0
17:15	28	25.7	21	4.8	0	0	4	10	10	4	0	0	0	0	0	0
17:30	18	29.4	25.2	4.4	0	0	0	3	7	7	1	0	0	0	0	0
17:45	25	27.5	22.5	4.6	0	0	1	9	9	6	0	0	0	0	0	0
18:00	12	30.3	26.4	4.7	0	0	0	1	5	4	2	0	0	0	0	0
18:15	10	25	22	3.7	0	0	0	4	5	1	0	0	0	0	0	0
18:30	21	28.8	23.7	5.1	0	0	1	5	8	6	1	0	0	0	0	0
18:45	11	30.3	27.6	5.1	0	0	0	0	5	4	1	1	0	0	0	0
19:00	16	26.2	23.5	3.9	0	0	1	1	11	3	0	0	0	0	0	0
19:15	19	28.1	24.3	4.1	0	0	0	3	11	4	1	0	0	0	0	0
19:30	9	-	24.1	5.4	0	0	1	1	3	4	0	0	0	0	0	0
19:45	13	26.9	24.3	3.1	0	0	0	1	9	3	0	0	0	0	0	0
20:00	8	-	26	4.8	0	0	0	1	3	3	1	0	0	0	0	0
20:15	6	-	27.7	7.5	0	0	1	0	0	3	2	0	0	0	0	0
20:30	12	30.3	26	5.6	0	0	0	3	2	5	2	0	0	0	0	0
20:45	7	-	27.8	4.7	0	0	0	0	3	2	2	0	0	0	0	0
21:00	12	30.3	26.4	4.7	0	0	0	1	5	4	2	0	0	0	0	0
21:15	12	35.3	25.6	7.4	0	0	0	4	3	3	0	2	0	0	0	0
21:30	12	29.5	26.8	5.5	0	0	0	1	5	4	1	1	0	0	0	0
21:45	13	29.9	27	4.9	0	0	0	2	2	7	2	0	0	0	0	0
22:00	8	-	22.3	3.8	0	0	0	3	4	1	0	0	0	0	0	0
22:15	6	-	21.8	3	0	0	0	2	4	0	0	0	0	0	0	0
22:30	2	-	23.5	1.8	0	0	0	0	2	0	0	0	0	0	0	0
22:45	6	-	26.8	7.6	0	0	1	0	1	2	2	0	0	0	0	0
23:00	5	-	26.5	5.8	0	0	0	1	1	2	1	0	0	0	0	0
23:15	6	-	27.7	2.5	0	0	0	0	1	5	0	0	0	0	0	0
23:30	5	-	29.5	4.4	0	0	0	0	1	2	2	0	0	0	0	0
23:45	10	30.3	28	5.1	0	0	0	1	1	7	0	1	0	0	0	0
12H,7-19	1642	28.3	23.2	4.8	0	6	85	390	755	350	50	6	0	0	0	0
16H,6-22	1793	28.6	23.4	4.9	0	6	88	408	816	403	63	9	0	0	0	0
18H,6-24	1841	28.6	23.4	4.9	0	6	89	415	831	422	68	10	0	0	0	0
24H,0-24	1975	29	23.7	5	0	6	92	416	868	488	92	13	0	0	0	0

Time Period	Total Vehicles	85%ile Speed	Mean Speed	Stand Dev.	<6Mph	6-<11	11-<16	16-<21	21-<26	26-<31	31-<36	36-<41	41-<46	46-<51	51-<56	=>56
<b>Sun 24-Nov-19</b>																
00:00	4	-	27.3	2.8	0	0	0	0	1	3	0	0	0	0	0	0
00:15	4	-	22.3	2.8	0	0	0	1	3	0	0	0	0	0	0	0
00:30	6	-	23.5	4.7	0	0	0	2	2	2	0	0	0	0	0	0
00:45	7	-	24.9	2.9	0	0	0	0	5	2	0	0	0	0	0	0
01:00	3	-	23.5	8.8	0	0	0	2	0	0	1	0	0	0	0	0
01:15	2	-	26	3.5	0	0	0	0	1	1	0	0	0	0	0	0
01:30	3	-	25.2	10.4	0	0	1	0	0	1	1	0	0	0	0	0
01:45	5	-	27.5	4.4	0	0	0	0	2	2	1	0	0	0	0	0
02:00	3	-	30.2	3.1	0	0	0	0	0	2	1	0	0	0	0	0
02:15	4	-	23.5	4.2	0	0	0	1	2	1	0	0	0	0	0	0
02:30	4	-	29.8	4.9	0	0	0	0	1	1	2	0	0	0	0	0
02:45	5	-	26.5	4.7	0	0	0	1	0	4	0	0	0	0	0	0
03:00	3	-	28.5	5	0	0	0	0	1	1	1	0	0	0	0	0
03:15	4	-	24.8	7.6	0	0	1	0	0	3	0	0	0	0	0	0
03:30	3	-	26.8	3.1	0	0	0	0	1	2	0	0	0	0	0	0
03:45	7	-	28.5	5.2	0	0	0	0	2	4	0	1	0	0	0	0
04:00	4	-	31	3.2	0	0	0	0	0	2	2	0	0	0	0	0
04:15	2	-	26	3.5	0	0	0	0	1	1	0	0	0	0	0	0
04:30	4	-	28.5	8.2	0	0	0	1	0	2	0	1	0	0	0	0
04:45	3	-	28.5	15	0	0	1	0	0	1	0	0	1	0	0	0
05:00	3	-	26.8	3.1	0	0	0	0	1	2	0	0	0	0	0	0
05:15	2	-	18.5	1.8	0	0	0	2	0	0	0	0	0	0	0	0
05:30	2	-	28.5	1.8	0	0	0	0	0	2	0	0	0	0	0	0
05:45	5	-	24.5	2.6	0	0	0	0	4	1	0	0	0	0	0	0
06:00	1	-	23.5	-	0	0	0	0	1	0	0	0	0	0	0	0
06:15	3	-	30.2	3.1	0	0	0	0	0	2	1	0	0	0	0	0
06:30	2	-	21	10.6	0	0	1	0	0	1	0	0	0	0	0	0
06:45	6	-	19.3	5.1	0	0	1	4	0	1	0	0	0	0	0	0
07:00	3	-	23.5	10	0	0	1	0	1	0	1	0	0	0	0	0
07:15	5	-	23.5	7.2	0	0	1	1	0	3	0	0	0	0	0	0
07:30	9	-	21.8	5.2	0	0	1	3	3	2	0	0	0	0	0	0
07:45	21	29	25.2	3.9	0	0	1	0	11	9	0	0	0	0	0	0
08:00	25	29.8	26.1	3.8	0	0	0	2	9	13	1	0	0	0	0	0
08:15	30	25.5	23.2	3	0	0	0	5	22	3	0	0	0	0	0	0
08:30	41	27.5	23.4	4.2	0	0	1	9	22	8	1	0	0	0	0	0
08:45	52	25.6	22.8	3.9	0	0	0	15	31	4	2	0	0	0	0	0
09:00	50	26.6	22.4	4.6	0	0	3	15	23	8	1	0	0	0	0	0
09:15	76	27.5	23.1	4.2	0	0	3	17	39	17	0	0	0	0	0	0
09:30	42	27.2	23.4	3.7	0	0	0	10	23	9	0	0	0	0	0	0
09:45	47	28	24	4.6	0	0	3	3	29	11	0	1	0	0	0	0
10:00	44	27.4	23.6	4.3	0	0	2	6	27	7	2	0	0	0	0	0
10:15	41	25.8	21.9	4.8	0	1	3	10	21	6	0	0	0	0	0	0
10:30	54	27.3	22.8	4.7	0	0	3	15	25	9	2	0	0	0	0	0
10:45	85	25.5	21.9	4	0	0	6	23	48	8	0	0	0	0	0	0
11:00	53	28.5	23.7	4.5	0	0	2	11	24	15	1	0	0	0	0	0
11:15	49	28	23.4	4.3	0	0	2	10	24	13	0	0	0	0	0	0
11:30	51	27	22.2	4.8	0	0	4	16	21	9	1	0	0	0	0	0
11:45	31	28	22.9	5.3	0	0	4	5	14	7	1	0	0	0	0	0

Time Period	Total Vehicles	85%ile Speed	Mean Speed	Stand Dev.	<6Mph	6-<11	11-<16	16-<21	21-<26	26-<31	31-<36	36-<41	41-<46	46-<51	51-<56	=>56
<b>Sun 24-Nov-19</b>																
12:00	37	28.1	23.9	5.2	0	0	1	8	19	7	0	2	0	0	0	0
12:15	37	26	23.4	4.4	0	0	1	7	23	5	0	1	0	0	0	0
12:30	32	30.5	26.3	5	0	0	0	4	11	13	3	1	0	0	0	0
12:45	48	25.6	21.2	5	0	0	8	13	21	5	1	0	0	0	0	0
13:00	37	29.7	23.9	5.9	0	0	2	10	13	8	3	1	0	0	0	0
13:15	44	28.4	23.8	4.8	0	1	0	8	24	8	3	0	0	0	0	0
13:30	47	28.5	23	5.3	0	0	6	8	19	13	1	0	0	0	0	0
13:45	34	28	23.9	4.6	0	0	2	3	21	6	2	0	0	0	0	0
14:00	32	28.6	23.7	4.9	0	0	1	8	14	7	2	0	0	0	0	0
14:15	29	29.8	25.1	5	0	0	1	5	9	12	2	0	0	0	0	0
14:30	31	27.3	22.5	4.9	0	0	4	5	15	7	0	0	0	0	0	0
14:45	25	24.4	20.7	3.5	0	0	1	13	10	1	0	0	0	0	0	0
15:00	39	25.4	22.3	4.7	0	0	2	12	21	1	3	0	0	0	0	0
15:15	29	28.6	23.8	5	0	0	2	4	15	6	2	0	0	0	0	0
15:30	31	28.7	24.8	3.5	0	0	0	3	17	11	0	0	0	0	0	0
15:45	25	30.2	26.3	4.6	0	0	0	1	13	8	2	1	0	0	0	0
16:00	22	31.3	25.3	6.8	0	1	1	3	5	8	4	0	0	0	0	0
16:15	40	28.8	24.5	4.1	0	0	0	6	22	10	2	0	0	0	0	0
16:30	34	29.6	25.6	4	0	0	0	3	16	13	2	0	0	0	0	0
16:45	39	29.9	25.9	3.9	0	0	0	2	19	15	3	0	0	0	0	0
17:00	26	26.8	22	5.2	0	1	0	11	9	4	1	0	0	0	0	0
17:15	16	31.2	25.4	5.6	0	0	1	1	8	3	3	0	0	0	0	0
17:30	23	29.9	25.5	5.5	0	0	1	3	8	9	1	1	0	0	0	0
17:45	17	30.3	26.7	3.8	0	0	0	0	8	7	2	0	0	0	0	0
18:00	19	33.1	27.2	5.4	0	0	0	1	9	4	4	1	0	0	0	0
18:15	13	29.3	26.2	3	0	0	0	0	6	7	0	0	0	0	0	0
18:30	14	26.7	22.8	4.1	0	0	0	5	6	3	0	0	0	0	0	0
18:45	21	30.2	23.5	6.3	0	0	2	6	6	4	3	0	0	0	0	0
19:00	17	35	29.1	6.3	0	0	0	2	3	5	5	2	0	0	0	0
19:15	12	29.5	26.4	6	0	0	0	2	4	4	1	1	0	0	0	0
19:30	15	30.1	27.5	3.1	0	0	0	0	4	10	1	0	0	0	0	0
19:45	14	25.6	21.4	6.8	0	1	3	0	8	1	1	0	0	0	0	0
20:00	11	30.6	27.6	4	0	0	0	0	4	5	2	0	0	0	0	0
20:15	12	30.1	26.8	4.1	0	0	0	1	3	7	1	0	0	0	0	0
20:30	10	29	25.5	3.8	0	0	0	1	4	5	0	0	0	0	0	0
20:45	10	30.2	26.5	5	0	0	0	2	1	6	1	0	0	0	0	0
21:00	9	-	27.9	5.9	0	0	0	1	2	4	1	1	0	0	0	0
21:15	8	-	22.3	6	0	0	1	2	4	0	1	0	0	0	0	0
21:30	7	-	24.9	5.7	0	0	0	2	2	2	1	0	0	0	0	0
21:45	5	-	30.5	3.1	0	0	0	0	0	3	2	0	0	0	0	0
22:00	9	-	25.7	5.2	0	0	0	2	2	4	1	0	0	0	0	0
22:15	5	-	25.5	4.6	0	0	0	1	1	3	0	0	0	0	0	0
22:30	7	-	26.4	3.1	0	0	0	0	3	4	0	0	0	0	0	0
22:45	4	-	26	6.5	0	0	0	1	1	1	1	0	0	0	0	0
23:00	8	-	27.3	7.5	0	0	0	1	4	1	0	2	0	0	0	0
23:15	6	-	27.7	5.1	0	0	0	1	0	4	1	0	0	0	0	0
23:30	5	-	27.5	4.4	0	0	0	0	2	2	1	0	0	0	0	0
23:45	5	-	30.5	5.8	0	0	0	0	1	2	1	1	0	0	0	0
12H,7-19	1650	28.6	23.6	4.8	0	4	76	329	804	366	62	9	0	0	0	0
16H,6-22	1792	28.9	23.8	4.9	0	5	82	346	844	422	80	13	0	0	0	0
18H,6-24	1841	29	23.9	4.9	0	5	82	352	858	443	85	16	0	0	0	0
24H,0-24	1933	29.2	24	5	0	5	85	362	885	483	94	18	1	0	0	0

Time Period	Total Vehicles	85%ile Speed	Mean Speed	Stand Dev.	<6Mph	6-<11	11-<16	16-<21	21-<26	26-<31	31-<36	36-<41	41-<46	46-<51	51-<56	=>56
<b>Mon 25-Nov-19</b>																
00:00	3	-	30.2	3.1	0	0	0	0	0	2	1	0	0	0	0	0
00:15	7	-	26.4	4.1	0	0	0	1	1	5	0	0	0	0	0	0
00:30	4	-	28.5	4.2	0	0	0	0	1	2	1	0	0	0	0	0
00:45	2	-	28.5	1.8	0	0	0	0	0	2	0	0	0	0	0	0
01:00	1	-	23.5	-	0	0	0	0	1	0	0	0	0	0	0	0
01:15	1	-	33.5	-	0	0	0	0	0	0	1	0	0	0	0	0
01:30	1	-	13.5	-	0	0	1	0	0	0	0	0	0	0	0	0
01:45	0	-	-	-	0	0	0	0	0	0	0	0	0	0	0	0
02:00	0	-	-	-	0	0	0	0	0	0	0	0	0	0	0	0
02:15	1	-	28.5	-	0	0	0	0	0	1	0	0	0	0	0	0
02:30	1	-	8.5	-	0	1	0	0	0	0	0	0	0	0	0	0
02:45	0	-	-	-	0	0	0	0	0	0	0	0	0	0	0	0
03:00	0	-	-	-	0	0	0	0	0	0	0	0	0	0	0	0
03:15	0	-	-	-	0	0	0	0	0	0	0	0	0	0	0	0
03:30	2	-	11	3.5	0	1	1	0	0	0	0	0	0	0	0	0
03:45	3	-	26.8	3.1	0	0	0	0	1	2	0	0	0	0	0	0
04:00	2	-	28.5	7.1	0	0	0	0	1	0	1	0	0	0	0	0
04:15	7	-	26.4	5.8	0	0	0	2	0	4	1	0	0	0	0	0
04:30	12	29.1	26	3	0	0	0	0	6	6	0	0	0	0	0	0
04:45	16	31.2	26.9	5.6	0	0	1	1	3	8	3	0	0	0	0	0
05:00	6	-	29.3	4	0	0	0	0	1	3	2	0	0	0	0	0
05:15	1	-	18.5	-	0	0	0	1	0	0	0	0	0	0	0	0
05:30	13	28.6	24.7	4.4	0	0	1	0	7	5	0	0	0	0	0	0
05:45	7	-	29.2	2.4	0	0	0	0	0	6	1	0	0	0	0	0
06:00	8	-	26.6	9.3	0	0	1	1	2	2	1	0	1	0	0	0
06:15	20	26.6	23	4.5	0	0	2	2	12	4	0	0	0	0	0	0
06:30	27	27.2	24.1	3.2	0	0	0	3	18	6	0	0	0	0	0	0
06:45	52	25.8	23.3	3.7	0	0	1	9	34	7	1	0	0	0	0	0
07:00	51	25.8	22.7	4.4	0	0	3	11	30	5	2	0	0	0	0	0
07:15	78	27.2	23.6	3.6	0	0	1	13	48	16	0	0	0	0	0	0
07:30	105	24.9	20.3	4.7	0	1	18	37	42	6	1	0	0	0	0	0
07:45	117	24.6	19.9	4.6	0	2	23	37	51	4	0	0	0	0	0	0
08:00	109	25.1	20.6	4.6	0	0	16	43	40	9	1	0	0	0	0	0
08:15	107	24.1	19.6	4.5	0	0	16	64	17	8	2	0	0	0	0	0
08:30	116	15.8	13.7	3.1	0	13	88	13	2	0	0	0	0	0	0	0
08:45	188	15.5	13.6	2.4	0	12	162	13	1	0	0	0	0	0	0	0
09:00	189	16	13.9	2.7	0	11	150	28	0	0	0	0	0	0	0	0
09:15	148	15.5	12.9	3	0	30	107	10	1	0	0	0	0	0	0	0
09:30	95	18.7	14.9	3.4	0	6	59	28	2	0	0	0	0	0	0	0
09:45	86	20.2	16.1	4	0	2	47	28	8	1	0	0	0	0	0	0
10:00	80	25.8	19.3	6.1	0	2	28	20	18	10	2	0	0	0	0	0
10:15	72	25.2	21	5	0	1	7	29	28	5	1	1	0	0	0	0
10:30	51	27.6	21.9	5	0	1	2	21	15	12	0	0	0	0	0	0
10:45	51	27.6	22.9	4.4	0	0	0	19	21	9	2	0	0	0	0	0
11:00	48	27.5	22.7	4.4	0	0	2	15	20	11	0	0	0	0	0	0
11:15	32	25	21.8	3.3	0	0	0	13	17	2	0	0	0	0	0	0
11:30	46	27.9	21.8	6.2	0	0	9	12	15	7	2	1	0	0	0	0
11:45	43	26	22.1	4.4	0	0	3	13	20	7	0	0	0	0	0	0

Time Period	Total Vehicles	85%ile Speed	Mean Speed	Stand Dev.	<6Mph	6-<11	11-<16	16-<21	21-<26	26-<31	31-<36	36-<41	41-<46	46-<51	51-<56	=>56
<b>Mon 25-Nov-19</b>																
12:00	45	25.7	21.7	4.9	0	0	4	16	19	4	2	0	0	0	0	0
12:15	33	26.9	22.9	5.3	0	0	3	7	17	3	3	0	0	0	0	0
12:30	42	27.4	21.5	5.4	0	0	6	15	12	8	1	0	0	0	0	0
12:45	34	28	22.8	5.7	0	1	0	13	12	6	1	1	0	0	0	0
13:00	51	28.1	21.8	5.8	0	1	5	19	14	9	3	0	0	0	0	0
13:15	44	27.8	22.3	5.4	0	0	5	13	16	8	2	0	0	0	0	0
13:30	45	28.9	23.4	5.4	0	0	4	9	19	10	3	0	0	0	0	0
13:45	39	29.5	24	5.9	0	1	1	8	17	8	3	1	0	0	0	0
14:00	41	25.4	22.8	6	0	0	1	13	23	3	0	0	0	0	1	0
14:15	38	25.4	21.5	5.5	0	2	2	11	19	2	2	0	0	0	0	0
14:30	26	25.3	21.4	5.1	0	0	3	10	9	3	1	0	0	0	0	0
14:45	42	26.2	22.8	4.6	0	0	4	6	25	6	1	0	0	0	0	0
15:00	26	25.3	22.7	4.4	0	0	1	7	14	3	1	0	0	0	0	0
15:15	27	28.8	24.1	4.7	0	0	1	5	12	8	1	0	0	0	0	0
15:30	44	24.9	21	4.1	0	0	5	14	23	2	0	0	0	0	0	0
15:45	60	27.9	23.5	6.7	0	0	2	19	26	9	2	1	0	0	0	1
16:00	49	27	23.2	4.5	0	0	1	13	26	6	3	0	0	0	0	0
16:15	48	24.8	20.5	4.3	0	0	7	18	20	3	0	0	0	0	0	0
16:30	52	25	20.9	4.2	0	0	2	29	16	4	1	0	0	0	0	0
16:45	82	25.4	22	3.5	0	0	0	32	42	8	0	0	0	0	0	0
17:00	54	24.4	20.8	3.2	0	0	0	31	21	2	0	0	0	0	0	0
17:15	47	20.4	18.3	2.9	0	0	6	38	2	1	0	0	0	0	0	0
17:30	55	24.6	20.8	4	0	0	3	28	21	2	1	0	0	0	0	0
17:45	78	25.7	22.3	4.3	0	0	5	20	43	8	2	0	0	0	0	0
18:00	58	26.4	22.5	4.2	0	0	1	21	26	9	1	0	0	0	0	0
18:15	49	28.3	22.7	4.9	0	0	0	23	14	9	3	0	0	0	0	0
18:30	43	28.5	23.6	4.5	0	0	1	11	18	12	1	0	0	0	0	0
18:45	53	26.3	22.6	4.2	0	0	1	18	25	8	1	0	0	0	0	0
19:00	41	27.4	23.4	4.5	0	0	0	12	21	5	3	0	0	0	0	0
19:15	61	26.2	22.5	4.6	0	1	1	19	30	8	2	0	0	0	0	0
19:30	26	25.1	21.6	3.8	0	0	1	10	13	2	0	0	0	0	0	0
19:45	29	28.3	24	3.9	0	0	0	6	14	9	0	0	0	0	0	0
20:00	27	29.2	23.5	5.4	0	0	1	10	5	10	1	0	0	0	0	0
20:15	15	29.3	24.8	4.6	0	0	0	3	6	5	1	0	0	0	0	0
20:30	17	24.9	21.1	4.2	0	0	2	5	9	1	0	0	0	0	0	0
20:45	20	33.5	29.5	11.2	0	0	1	1	6	7	3	0	0	0	0	2
21:00	20	29.2	25	4.3	0	0	0	3	9	7	1	0	0	0	0	0
21:15	10	24.9	23	2.1	0	0	0	1	9	0	0	0	0	0	0	0
21:30	7	-	26.4	4.2	0	0	0	0	4	2	1	0	0	0	0	0
21:45	11	30.6	26.2	4.9	0	0	0	1	5	3	2	0	0	0	0	0
22:00	5	-	24.5	2.6	0	0	0	0	4	1	0	0	0	0	0	0
22:15	5	-	24.5	8.3	0	0	1	1	0	2	1	0	0	0	0	0
22:30	7	-	24.9	4.9	0	0	0	1	4	1	1	0	0	0	0	0
22:45	8	-	23.5	6.7	0	0	2	0	2	4	0	0	0	0	0	0
23:00	5	-	24.5	4.4	0	0	0	1	2	2	0	0	0	0	0	0
23:15	5	-	22.5	6.6	0	0	1	1	1	2	0	0	0	0	0	0
23:30	9	-	26.3	3	0	0	0	0	4	5	0	0	0	0	0	0
23:45	3	-	25.2	5.9	0	0	0	1	0	2	0	0	0	0	0	0
12H,7-19	3117	25.3	19.6	5.6	0	86	815	934	947	276	52	5	0	0	1	1
16H,6-22	3508	25.6	20.1	5.7	0	87	825	1020	1144	354	68	5	1	0	1	3
18H,6-24	3555	25.7	20.1	5.8	0	87	829	1025	1161	373	70	5	1	0	1	3
24H,0-24	3645	25.8	20.3	5.8	0	89	833	1030	1183	419	81	5	1	0	1	3

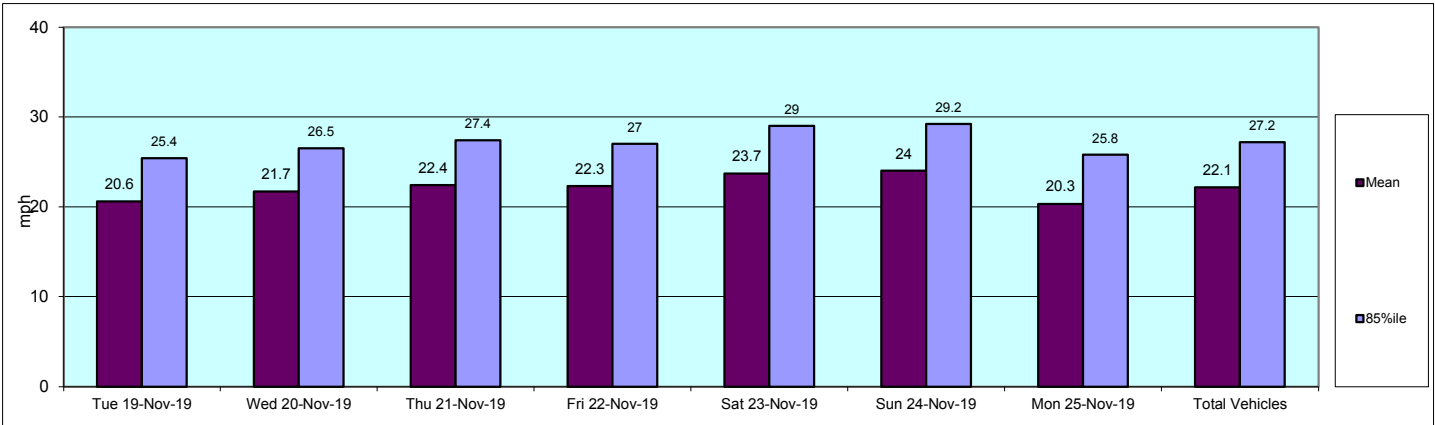
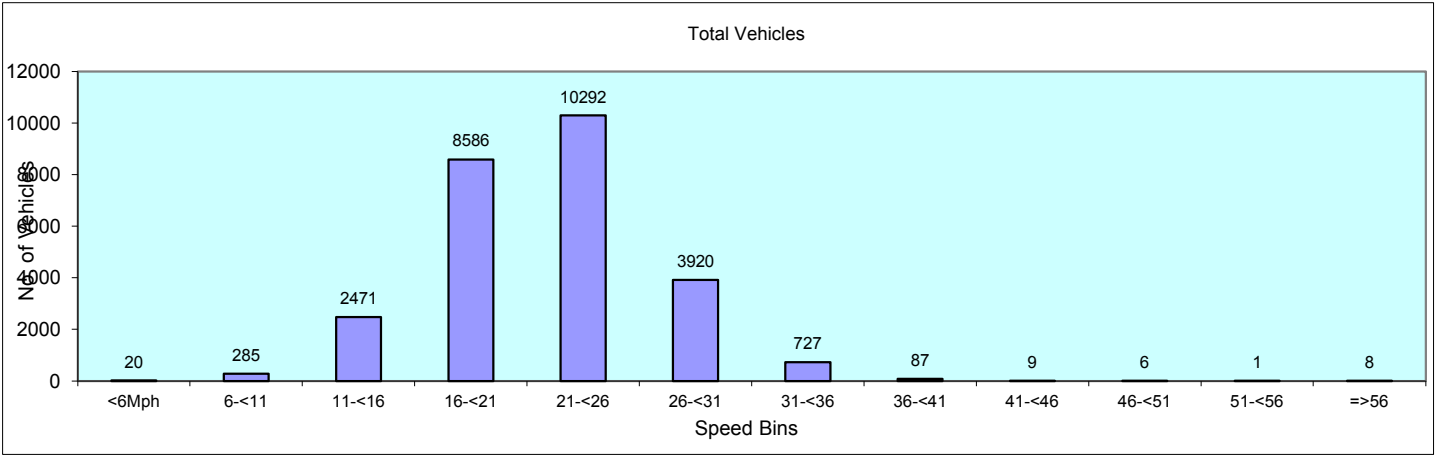
Time Period	Total Vehicles	85%ile Speed	Mean Speed	Stand Dev.	<6Mph	6-<11	11-<16	16-<21	21-<26	26-<31	31-<36	36-<41	41-<46	46-<51	51-<56	=>56
-------------	----------------	--------------	------------	------------	-------	-------	--------	--------	--------	--------	--------	--------	--------	--------	--------	------

**Daily Totals**

Tue 19-Nov-19	4788	25.4	20.6	5	8	56	586	2055	1550	444	72	14	1	0	0	2
Wed 20-Nov-19	4909	26.5	21.7	5	5	43	394	1761	1908	672	113	11	2	0	0	0
Thu 21-Nov-19	4878	27.4	22.4	5.1	5	54	260	1524	2087	758	168	17	2	3	0	0
Fri 22-Nov-19	4284	27	22.3	4.9	2	32	221	1438	1811	656	107	9	2	3	0	3
Sat 23-Nov-19	1975	29	23.7	5	0	6	92	416	868	488	92	13	0	0	0	0
Sun 24-Nov-19	1933	29.2	24	5	0	5	85	362	885	483	94	18	1	0	0	0
Mon 25-Nov-19	3645	25.8	20.3	5.8	0	89	833	1030	1183	419	81	5	1	0	1	3

**Total Vehicles**

[--]	26412	27.2	22.1	5.1	20	285	2471	8586	10292	3920	727	87	9	6	1	8
------	-------	------	------	-----	----	-----	------	------	-------	------	-----	----	---	---	---	---





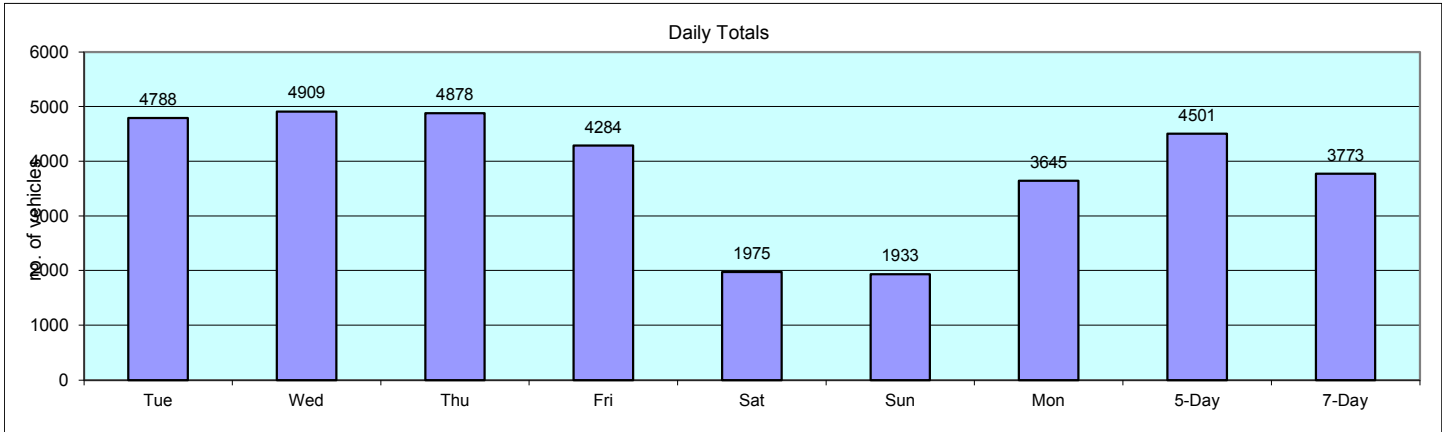
Channel: Northbound

	Tue	Wed	Thu	Fri	Sat	Sun	Mon	5-Day	7-Day
TIME PERIOD	19/11/19	20/11/19	21/11/19	22/11/19	23/11/19	24/11/19	25/11/19	Av	Av
<b>Week Begin: 19-Nov-19</b>									
00:00	9	3	5	9	6	4	3	6	6
00:15	3	3	3	6	7	4	7	4	5
00:30	5	2	3	1	7	6	4	3	4
00:45	3	4	4	2	4	7	2	3	4
01:00	3	5	4	3	6	3	1	3	4
01:15	5	2	5	3	3	2	1	3	3
01:30	5	5	6	5	9	3	1	4	5
01:45	5	6	7	4	2	5	0	4	4
02:00	7	2	7	3	5	3	0	4	4
02:15	4	4	11	1	2	4	1	4	4
02:30	4	5	2	7	5	4	1	4	4
02:45	6	2	3	1	10	5	0	2	4
03:00	4	5	4	11	7	3	0	5	5
03:15	5	10	3	2	5	4	0	4	4
03:30	1	2	2	9	7	3	2	3	4
03:45	8	4	7	10	4	7	3	6	6
04:00	2	6	7	7	9	4	2	5	5
04:15	9	9	6	6	6	2	7	7	6
04:30	7	11	16	17	8	4	12	13	11
04:45	20	22	16	20	6	3	16	19	15
05:00	10	10	9	8	2	3	6	9	7
05:15	3	8	7	6	2	2	1	5	4
05:30	18	15	27	19	5	2	13	18	14
05:45	32	18	27	24	7	5	7	22	17
06:00	11	11	10	14	3	1	8	11	8
06:15	27	30	27	24	2	3	20	26	19
06:30	34	31	39	32	3	2	27	33	24
06:45	41	69	33	59	4	6	52	51	38
07:00	53	55	54	68	1	3	51	56	41
07:15	90	78	75	123	14	5	78	89	66
07:30	129	116	104	109	16	9	105	113	84
07:45	141	168	133	156	49	21	117	143	112
08:00	138	128	121	117	46	25	109	123	98
08:15	167	153	120	157	38	30	107	141	110
08:30	168	165	191	178	31	41	116	164	127
08:45	218	181	201	237	72	52	188	205	164
09:00	256	201	216	204	49	50	189	213	166
09:15	171	163	185	149	32	76	148	163	132
09:30	155	121	130	122	36	42	95	125	100
09:45	143	124	140	148	61	47	86	128	107
10:00	109	94	110	89	54	44	80	96	83
10:15	95	61	79	91	31	41	72	80	67
10:30	71	65	69	67	44	54	51	65	60
10:45	77	68	103	61	43	85	51	72	70
11:00	66	60	86	58	48	53	48	64	60
11:15	51	53	47	49	61	49	32	46	49
11:30	49	73	40	53	51	51	46	52	52
11:45	53	56	58	46	57	31	43	51	49

Channel: Northbound

	Tue	Wed	Thu	Fri	Sat	Sun	Mon	5-Day	7-Day
TIME PERIOD	19/11/19	20/11/19	21/11/19	22/11/19	23/11/19	24/11/19	25/11/19	Av	Av
<b>Week Begin: 19-Nov-19</b>									
12:00	45	50	56	63	37	37	45	52	48
12:15	41	44	40	39	35	37	33	39	38
12:30	53	60	57	40	61	32	42	50	49
12:45	49	47	59	45	55	48	34	47	48
13:00	51	62	67	57	45	37	51	58	53
13:15	45	51	66	32	23	44	44	48	44
13:30	35	68	55	60	29	47	45	53	48
13:45	55	38	73	44	31	34	39	50	45
14:00	27	47	59	43	31	32	41	43	40
14:15	48	37	47	33	22	29	38	41	36
14:30	38	35	42	46	28	31	26	37	35
14:45	44	35	42	51	39	25	42	43	40
15:00	40	39	43	49	36	39	26	39	39
15:15	24	40	37	38	33	29	27	33	33
15:30	52	49	50	41	36	31	44	47	43
15:45	54	57	73	48	24	25	60	58	49
16:00	44	47	47	46	26	22	49	47	40
16:15	46	72	73	53	16	40	48	58	50
16:30	72	72	59	64	21	34	52	64	53
16:45	74	84	82	59	24	39	82	76	63
17:00	87	90	84	51	31	26	54	73	60
17:15	63	69	62	57	28	16	47	60	49
17:30	76	77	59	62	18	23	55	66	53
17:45	100	128	60	70	25	17	78	87	68
18:00	78	74	70	61	12	19	58	68	53
18:15	85	80	66	47	10	13	49	65	50
18:30	79	80	102	28	21	14	43	66	52
18:45	148	95	161	28	11	21	53	97	74
19:00	94	125	66	25	16	17	41	70	55
19:15	50	105	50	29	19	12	61	59	47
19:30	36	73	58	25	9	15	26	44	35
19:45	45	76	72	28	13	14	29	50	40
20:00	39	38	45	23	8	11	27	34	27
20:15	25	40	49	12	6	12	15	28	23
20:30	26	33	45	28	12	10	17	30	24
20:45	27	34	15	22	7	10	20	24	19
21:00	14	28	20	9	12	9	20	18	16
21:15	8	15	12	15	12	8	10	12	11
21:30	7	10	8	12	12	7	7	9	9
21:45	15	13	16	14	13	5	11	14	12
22:00	9	12	11	17	8	9	5	11	10
22:15	5	13	8	9	6	5	5	8	7
22:30	16	5	9	14	2	7	7	10	9
22:45	6	12	11	21	6	4	8	12	10
23:00	7	24	8	8	5	8	5	10	9
23:15	6	17	8	10	6	6	5	9	8
23:30	6	11	10	7	5	5	9	9	8
23:45	3	11	4	6	10	5	3	5	6
12H,7-19	4053	3910	4053	3637	1642	1650	3117	3754	3152
16H,6-22	4552	4641	4618	4008	1793	1792	3508	4265	3559
18H,6-24	4610	4746	4687	4100	1841	1841	3555	4340	3626
24H,0-24	4788	4909	4878	4284	1975	1933	3645	4501	3773
Am	08:30	08:30	08:30	08:15	11:00	10:30	08:30		
Peak	813	710	793	776	217	241	641		
Pm	18:15	18:30	18:00	17:15	12:15	12:45	17:30		
Peak	406	405	399	250	196	176	240		

TIME PERIOD	Tue 19/11/19	Wed 20/11/19	Thu 21/11/19	Fri 22/11/19	Sat 23/11/19	Sun 24/11/19	Mon 25/11/19	5-Day Av	7-Day Av
-------------	-----------------	-----------------	-----------------	-----------------	-----------------	-----------------	-----------------	-------------	-------------



Tue 19-Nov-19 to Mon 25-Nov-19

Channel: Southbound

TIME PERIOD	TOTAL VEHICLES	MOTOR-CYCLES	MOTOR-CYCLES%	CARS	CARS %	LGV	LGV %	HGV	HGV %	BUS	BUS %
<b>Tue 19-Nov-19</b>											
00:00	2	1	50.0	1	50.0	0	0.0	0	0.0	0	0.0
00:15	4	0	0.0	3	75.0	0	0.0	1	25.0	0	0.0
00:30	3	0	0.0	1	33.3	1	33.3	0	0.0	1	33.3
00:45	2	0	0.0	0	0.0	1	50.0	0	0.0	1	50.0
01:00	4	0	0.0	4	100.0	0	0.0	0	0.0	0	0.0
01:15	4	0	0.0	3	75.0	1	25.0	0	0.0	0	0.0
01:30	5	0	0.0	4	80.0	0	0.0	0	0.0	1	20.0
01:45	4	0	0.0	4	100.0	0	0.0	0	0.0	0	0.0
02:00	3	0	0.0	2	66.7	0	0.0	0	0.0	1	33.3
02:15	4	0	0.0	2	50.0	1	25.0	1	25.0	0	0.0
02:30	2	0	0.0	1	50.0	0	0.0	0	0.0	1	50.0
02:45	4	0	0.0	1	25.0	2	50.0	0	0.0	1	25.0
03:00	5	0	0.0	3	60.0	1	20.0	0	0.0	1	20.0
03:15	4	0	0.0	3	75.0	0	0.0	1	25.0	0	0.0
03:30	3	0	0.0	3	100.0	0	0.0	0	0.0	0	0.0
03:45	2	0	0.0	1	50.0	0	0.0	0	0.0	1	50.0
04:00	1	0	0.0	0	0.0	1	100.0	0	0.0	0	0.0
04:15	1	0	0.0	0	0.0	0	0.0	1	100.0	0	0.0
04:30	0	0	-	0	-	0	-	0	-	0	-
04:45	1	0	0.0	0	0.0	0	0.0	0	0.0	1	100.0
05:00	0	0	-	0	-	0	-	0	-	0	-
05:15	1	0	0.0	0	0.0	1	100.0	0	0.0	0	0.0
05:30	4	0	0.0	4	100.0	0	0.0	0	0.0	0	0.0
05:45	8	0	0.0	6	75.0	1	12.5	0	0.0	1	12.5
06:00	3	0	0.0	2	66.7	1	33.3	0	0.0	0	0.0
06:15	4	0	0.0	4	100.0	0	0.0	0	0.0	0	0.0
06:30	4	0	0.0	2	50.0	2	50.0	0	0.0	0	0.0
06:45	9	0	0.0	7	77.8	0	0.0	1	11.1	1	11.1
07:00	7	0	0.0	6	85.7	1	14.3	0	0.0	0	0.0
07:15	16	0	0.0	14	87.5	2	12.5	0	0.0	0	0.0
07:30	25	1	4.0	21	84.0	2	8.0	0	0.0	1	4.0
07:45	32	0	0.0	31	96.9	0	0.0	1	3.1	0	0.0
08:00	26	0	0.0	19	73.1	4	15.4	1	3.9	2	7.7
08:15	26	1	3.9	22	84.6	1	3.9	1	3.9	1	3.9
08:30	28	1	3.6	21	75.0	1	3.6	3	10.7	2	7.1
08:45	23	0	0.0	17	73.9	0	0.0	5	21.7	1	4.4
09:00	51	1	2.0	41	80.4	4	7.8	5	9.8	0	0.0
09:15	40	0	0.0	31	77.5	1	2.5	6	15.0	2	5.0
09:30	40	1	2.5	29	72.5	4	10.0	4	10.0	2	5.0
<b>09:45</b>	<b>57</b>	<b>1</b>	<b>1.8</b>	<b>48</b>	<b>84.2</b>	<b>3</b>	<b>5.3</b>	<b>5</b>	<b>8.8</b>	<b>0</b>	<b>0.0</b>
10:00	48	0	0.0	43	89.6	1	2.1	0	0.0	4	8.3
10:15	31	1	3.2	24	77.4	0	0.0	3	9.7	3	9.7
10:30	43	1	2.3	29	67.4	3	7.0	7	16.3	3	7.0
10:45	32	0	0.0	24	75.0	5	15.6	3	9.4	0	0.0
11:00	51	0	0.0	44	86.3	4	7.8	1	2.0	2	3.9
11:15	46	4	8.7	33	71.7	5	10.9	3	6.5	1	2.2
11:30	43	3	7.0	32	74.4	5	11.6	2	4.7	1	2.3
11:45	21	2	9.5	15	71.4	2	9.5	2	9.5	0	0.0

24786

UNIVERSITY OF BATH

Site No: 24786001

Location

Site 1, Convocation Avenue, Bath (LC 24)

Tue 19-Nov-19 to Mon 25-Nov-19

Channel: Southbound

TIME PERIOD	TOTAL VEHICLES	MOTOR-CYCLES	MOTOR-CYCLES%	CARS	CARS %	LGV	LGV %	HGV	HGV %	BUS	BUS %
<b>Tue 19-Nov-19</b>											
12:00	43	2	4.7	30	69.8	6	14.0	2	4.7	3	7.0
12:15	49	2	4.1	42	85.7	2	4.1	1	2.0	2	4.1
12:30	35	1	2.9	26	74.3	3	8.6	4	11.4	1	2.9
12:45	67	2	3.0	57	85.1	4	6.0	1	1.5	3	4.5
13:00	53	6	11.3	39	73.6	3	5.7	3	5.7	2	3.8
13:15	61	3	4.9	56	91.8	1	1.6	0	0.0	1	1.6
13:30	42	2	4.8	32	76.2	3	7.1	3	7.1	2	4.8
13:45	37	1	2.7	30	81.1	3	8.1	1	2.7	2	5.4
14:00	67	2	3.0	57	85.1	3	4.5	3	4.5	2	3.0
14:15	56	3	5.4	43	76.8	4	7.1	5	8.9	1	1.8
14:30	56	1	1.8	48	85.7	4	7.1	1	1.8	2	3.6
14:45	43	0	0.0	36	83.7	2	4.7	4	9.3	1	2.3
15:00	72	1	1.4	65	90.3	3	4.2	2	2.8	1	1.4
15:15	66	0	0.0	55	83.3	8	12.1	3	4.6	0	0.0
15:30	84	0	0.0	77	91.7	5	6.0	1	1.2	1	1.2
15:45	80	3	3.8	66	82.5	5	6.3	5	6.3	1	1.3
16:00	117	7	6.0	100	85.5	3	2.6	6	5.1	1	0.9
16:15	144	5	3.5	122	84.7	9	6.3	8	5.6	0	0.0
16:30	125	2	1.6	117	93.6	2	1.6	4	3.2	0	0.0
16:45	118	0	0.0	101	85.6	6	5.1	10	8.5	1	0.9
17:00	133	2	1.5	120	90.2	6	4.5	5	3.8	0	0.0
17:15	130	9	6.9	110	84.6	2	1.5	8	6.2	1	0.8
17:30	176	17	9.7	143	81.3	2	1.1	11	6.3	3	1.7
17:45	111	5	4.5	93	83.8	5	4.5	7	6.3	1	0.9
18:00	131	5	3.8	113	86.3	2	1.5	11	8.4	0	0.0
18:15	102	5	4.9	89	87.3	4	3.9	4	3.9	0	0.0
18:30	85	1	1.2	77	90.6	3	3.5	3	3.5	1	1.2
18:45	104	2	1.9	95	91.4	1	1.0	5	4.8	1	1.0
19:00	113	3	2.7	100	88.5	6	5.3	4	3.5	0	0.0
19:15	108	1	0.9	103	95.4	1	0.9	2	1.9	1	0.9
19:30	69	3	4.4	60	87.0	3	4.4	1	1.5	2	2.9
19:45	86	3	3.5	75	87.2	4	4.7	4	4.7	0	0.0
20:00	82	5	6.1	70	85.4	2	2.4	5	6.1	0	0.0
20:15	107	2	1.9	95	88.8	2	1.9	8	7.5	0	0.0
20:30	112	0	0.0	100	89.3	5	4.5	6	5.4	1	0.9
20:45	106	3	2.8	96	90.6	2	1.9	3	2.8	2	1.9
21:00	65	5	7.7	60	92.3	0	0.0	0	0.0	0	0.0
21:15	45	6	13.3	37	82.2	2	4.4	0	0.0	0	0.0
21:30	48	2	4.2	43	89.6	1	2.1	1	2.1	1	2.1
21:45	26	3	11.5	22	84.6	1	3.9	0	0.0	0	0.0
22:00	56	0	0.0	51	91.1	4	7.1	1	1.8	0	0.0
22:15	27	1	3.7	24	88.9	1	3.7	0	0.0	1	3.7
22:30	20	1	5.0	17	85.0	1	5.0	0	0.0	1	5.0
22:45	5	2	40.0	3	60.0	0	0.0	0	0.0	0	0.0
23:00	8	0	0.0	8	100.0	0	0.0	0	0.0	0	0.0
23:15	7	0	0.0	4	57.1	1	14.3	1	14.3	1	14.3
23:30	6	0	0.0	6	100.0	0	0.0	0	0.0	0	0.0
23:45	5	0	0.0	4	80.0	0	0.0	1	20.0	0	0.0
12H,7-19	3073	106	3.5	2583	84.1	152	5.0	173	5.6	59	1.9
16H,6-22	4060	142	3.5	3459	85.2	184	4.5	208	5.1	67	1.7
18H,6-24	4194	146	3.5	3576	85.3	191	4.6	211	5.0	70	1.7
24H,0-24	4265	147	3.5	3622	84.9	201	4.7	215	5.0	80	1.9

TIME PERIOD	TOTAL VEHICLES	MOTOR-CYCLES	MOTOR-CYCLES%	CARS	CARS %	LGV	LGV %	HGV	HGV %	BUS	BUS %
<b>Wed 20-Nov-19</b>											
00:00	4	0	0.0	4	100.0	0	0.0	0	0.0	0	0.0
00:15	5	0	0.0	5	100.0	0	0.0	0	0.0	0	0.0
00:30	4	0	0.0	3	75.0	0	0.0	0	0.0	1	25.0
00:45	4	0	0.0	3	75.0	0	0.0	0	0.0	1	25.0
01:00	3	0	0.0	2	66.7	0	0.0	1	33.3	0	0.0
01:15	4	0	0.0	4	100.0	0	0.0	0	0.0	0	0.0
01:30	4	0	0.0	4	100.0	0	0.0	0	0.0	0	0.0
01:45	5	0	0.0	2	40.0	2	40.0	0	0.0	1	20.0
02:00	4	0	0.0	4	100.0	0	0.0	0	0.0	0	0.0
02:15	4	0	0.0	3	75.0	0	0.0	1	25.0	0	0.0
02:30	3	0	0.0	2	66.7	0	0.0	0	0.0	1	33.3
02:45	4	0	0.0	3	75.0	0	0.0	1	25.0	0	0.0
03:00	6	1	16.7	4	66.7	1	16.7	0	0.0	0	0.0
03:15	7	0	0.0	6	85.7	1	14.3	0	0.0	0	0.0
03:30	3	0	0.0	0	0.0	2	66.7	0	0.0	1	33.3
03:45	4	0	0.0	3	75.0	1	25.0	0	0.0	0	0.0
04:00	0	0	-	0	-	0	-	0	-	0	-
04:15	4	0	0.0	2	50.0	1	25.0	1	25.0	0	0.0
04:30	0	0	-	0	-	0	-	0	-	0	-
04:45	3	0	0.0	2	66.7	1	33.3	0	0.0	0	0.0
05:00	0	0	-	0	-	0	-	0	-	0	-
05:15	3	0	0.0	3	100.0	0	0.0	0	0.0	0	0.0
05:30	5	0	0.0	5	100.0	0	0.0	0	0.0	0	0.0
05:45	7	0	0.0	7	100.0	0	0.0	0	0.0	0	0.0
06:00	2	0	0.0	1	50.0	1	50.0	0	0.0	0	0.0
06:15	3	0	0.0	3	100.0	0	0.0	0	0.0	0	0.0
06:30	7	2	28.6	4	57.1	1	14.3	0	0.0	0	0.0
06:45	9	0	0.0	6	66.7	1	11.1	2	22.2	0	0.0
07:00	12	0	0.0	7	58.3	5	41.7	0	0.0	0	0.0
07:15	9	1	11.1	8	88.9	0	0.0	0	0.0	0	0.0
07:30	20	1	5.0	19	95.0	0	0.0	0	0.0	0	0.0
07:45	32	0	0.0	29	90.6	2	6.3	1	3.1	0	0.0
08:00	33	2	6.1	21	63.6	2	6.1	8	24.2	0	0.0
08:15	27	2	7.4	23	85.2	1	3.7	1	3.7	0	0.0
08:30	30	1	3.3	27	90.0	0	0.0	2	6.7	0	0.0
08:45	29	2	6.9	22	75.9	2	6.9	2	6.9	1	3.5
09:00	55	0	0.0	47	85.5	3	5.5	3	5.5	2	3.6
09:15	44	0	0.0	32	72.7	4	9.1	4	9.1	4	9.1
09:30	41	0	0.0	27	65.9	5	12.2	6	14.6	3	7.3
09:45	55	1	1.8	48	87.3	2	3.6	4	7.3	0	0.0
10:00	51	3	5.9	40	78.4	3	5.9	2	3.9	3	5.9
10:15	43	2	4.7	32	74.4	2	4.7	5	11.6	2	4.7
10:30	46	1	2.2	32	69.6	8	17.4	4	8.7	1	2.2
10:45	40	3	7.5	28	70.0	4	10.0	1	2.5	4	10.0
11:00	56	0	0.0	42	75.0	5	8.9	7	12.5	2	3.6
11:15	53	0	0.0	43	81.1	6	11.3	2	3.8	2	3.8
11:30	38	1	2.6	29	76.3	3	7.9	2	5.3	3	7.9
11:45	38	1	2.6	29	76.3	2	5.3	3	7.9	3	7.9

24786

UNIVERSITY OF BATH

Site No: 24786001

Location

Site 1, Convocation Avenue, Bath (LC 24)

Tue 19-Nov-19 to Mon 25-Nov-19

Channel: Southbound

TIME PERIOD	TOTAL VEHICLES	MOTOR-CYCLES	MOTOR-CYCLES%	CARS	CARS %	LGV	LGV %	HGV	HGV %	BUS	BUS %
<b>Wed 20-Nov-19</b>											
12:00	65	5	7.7	52	80.0	4	6.2	1	1.5	3	4.6
12:15	53	1	1.9	41	77.4	5	9.4	4	7.6	2	3.8
12:30	49	1	2.0	38	77.6	5	10.2	4	8.2	1	2.0
12:45	70	4	5.7	56	80.0	7	10.0	3	4.3	0	0.0
13:00	70	6	8.6	55	78.6	5	7.1	4	5.7	0	0.0
13:15	71	2	2.8	58	81.7	7	9.9	3	4.2	1	1.4
13:30	55	3	5.5	45	81.8	3	5.5	3	5.5	1	1.8
13:45	53	1	1.9	43	81.1	2	3.8	4	7.6	3	5.7
14:00	59	0	0.0	51	86.4	4	6.8	4	6.8	0	0.0
14:15	61	6	9.8	50	82.0	3	4.9	1	1.6	1	1.6
14:30	72	2	2.8	64	88.9	5	6.9	1	1.4	0	0.0
14:45	56	4	7.1	45	80.4	4	7.1	0	0.0	3	5.4
15:00	65	3	4.6	49	75.4	4	6.2	6	9.2	3	4.6
15:15	61	2	3.3	46	75.4	10	16.4	1	1.6	2	3.3
15:30	79	3	3.8	65	82.3	3	3.8	7	8.9	1	1.3
15:45	64	3	4.7	53	82.8	3	4.7	4	6.3	1	1.6
16:00	110	2	1.8	97	88.2	3	2.7	7	6.4	1	0.9
16:15	150	6	4.0	132	88.0	6	4.0	5	3.3	1	0.7
16:30	156	1	0.6	142	91.0	6	3.9	6	3.9	1	0.6
16:45	127	5	3.9	109	85.8	8	6.3	4	3.2	1	0.8
17:00	148	5	3.4	129	87.2	4	2.7	8	5.4	2	1.4
17:15	167	4	2.4	152	91.0	7	4.2	3	1.8	1	0.6
17:30	115	2	1.7	100	87.0	6	5.2	4	3.5	3	2.6
17:45	99	1	1.0	91	91.9	3	3.0	3	3.0	1	1.0
18:00	163	2	1.2	150	92.0	3	1.8	7	4.3	1	0.6
18:15	112	3	2.7	103	92.0	2	1.8	3	2.7	1	0.9
18:30	79	4	5.1	70	88.6	1	1.3	4	5.1	0	0.0
18:45	58	5	8.6	50	86.2	1	1.7	2	3.5	0	0.0
19:00	85	2	2.4	79	92.9	0	0.0	3	3.5	1	1.2
19:15	82	4	4.9	69	84.2	4	4.9	4	4.9	1	1.2
19:30	99	2	2.0	88	88.9	3	3.0	5	5.1	1	1.0
19:45	68	2	2.9	62	91.2	2	2.9	2	2.9	0	0.0
20:00	127	1	0.8	114	89.8	5	3.9	7	5.5	0	0.0
20:15	56	1	1.8	49	87.5	2	3.6	4	7.1	0	0.0
20:30	84	4	4.8	75	89.3	3	3.6	1	1.2	1	1.2
20:45	51	1	2.0	49	96.1	0	0.0	0	0.0	1	2.0
21:00	168	2	1.2	148	88.1	3	1.8	15	8.9	0	0.0
21:15	128	1	0.8	118	92.2	2	1.6	7	5.5	0	0.0
21:30	53	2	3.8	47	88.7	3	5.7	1	1.9	0	0.0
21:45	23	0	0.0	22	95.7	1	4.4	0	0.0	0	0.0
22:00	47	0	0.0	47	100.0	0	0.0	0	0.0	0	0.0
22:15	56	3	5.4	52	92.9	1	1.8	0	0.0	0	0.0
22:30	17	0	0.0	17	100.0	0	0.0	0	0.0	0	0.0
22:45	15	0	0.0	13	86.7	1	6.7	1	6.7	0	0.0
23:00	31	0	0.0	27	87.1	2	6.5	2	6.5	0	0.0
23:15	12	0	0.0	12	100.0	0	0.0	0	0.0	0	0.0
23:30	8	0	0.0	7	87.5	0	0.0	0	0.0	1	12.5
23:45	9	0	0.0	6	66.7	1	11.1	2	22.2	0	0.0
12H,7-19	3239	107	3.3	2721	84.0	183	5.7	163	5.0	65	2.0
16H,6-22	4284	131	3.1	3655	85.3	214	5.0	214	5.0	70	1.6
18H,6-24	4479	134	3.0	3836	85.6	219	4.9	219	4.9	71	1.6
24H,0-24	4569	135	3.0	3907	85.5	228	5.0	223	4.9	76	1.7

TIME PERIOD	TOTAL VEHICLES	MOTOR-CYCLES	MOTOR-CYCLES%	CARS	CARS %	LGV	LGV %	HGV	HGV %	BUS	BUS %
<b>Thu 21-Nov-19</b>											
00:00	4	0	0.0	4	100.0	0	0.0	0	0.0	0	0.0
00:15	7	0	0.0	5	71.4	1	14.3	0	0.0	1	14.3
00:30	1	0	0.0	0	0.0	0	0.0	0	0.0	1	100.0
00:45	4	0	0.0	4	100.0	0	0.0	0	0.0	0	0.0
01:00	5	1	20.0	4	80.0	0	0.0	0	0.0	0	0.0
01:15	8	0	0.0	4	50.0	3	37.5	0	0.0	1	12.5
01:30	9	0	0.0	8	88.9	0	0.0	0	0.0	1	11.1
01:45	9	0	0.0	8	88.9	1	11.1	0	0.0	0	0.0
02:00	16	0	0.0	16	100.0	0	0.0	0	0.0	0	0.0
02:15	11	0	0.0	7	63.6	3	27.3	0	0.0	1	9.1
02:30	8	1	12.5	6	75.0	1	12.5	0	0.0	0	0.0
02:45	5	0	0.0	4	80.0	1	20.0	0	0.0	0	0.0
03:00	6	0	0.0	5	83.3	0	0.0	1	16.7	0	0.0
03:15	7	0	0.0	7	100.0	0	0.0	0	0.0	0	0.0
03:30	4	0	0.0	3	75.0	0	0.0	0	0.0	1	25.0
03:45	2	0	0.0	1	50.0	0	0.0	0	0.0	1	50.0
04:00	3	0	0.0	2	66.7	1	33.3	0	0.0	0	0.0
04:15	3	1	33.3	1	33.3	1	33.3	0	0.0	0	0.0
04:30	5	0	0.0	3	60.0	2	40.0	0	0.0	0	0.0
04:45	1	0	0.0	0	0.0	0	0.0	0	0.0	1	100.0
05:00	3	0	0.0	3	100.0	0	0.0	0	0.0	0	0.0
05:15	1	0	0.0	1	100.0	0	0.0	0	0.0	0	0.0
05:30	4	0	0.0	4	100.0	0	0.0	0	0.0	0	0.0
05:45	5	0	0.0	2	40.0	2	40.0	0	0.0	1	20.0
06:00	4	0	0.0	4	100.0	0	0.0	0	0.0	0	0.0
06:15	2	0	0.0	2	100.0	0	0.0	0	0.0	0	0.0
06:30	10	0	0.0	9	90.0	1	10.0	0	0.0	0	0.0
06:45	8	0	0.0	6	75.0	1	12.5	0	0.0	1	12.5
07:00	8	0	0.0	6	75.0	2	25.0	0	0.0	0	0.0
07:15	11	0	0.0	9	81.8	2	18.2	0	0.0	0	0.0
07:30	18	0	0.0	12	66.7	3	16.7	2	11.1	1	5.6
07:45	28	1	3.6	26	92.9	0	0.0	1	3.6	0	0.0
08:00	29	1	3.5	22	75.9	1	3.5	4	13.8	1	3.5
08:15	27	1	3.7	22	81.5	2	7.4	0	0.0	2	7.4
08:30	26	0	0.0	22	84.6	2	7.7	2	7.7	0	0.0
08:45	26	0	0.0	21	80.8	1	3.9	4	15.4	0	0.0
09:00	40	1	2.5	32	80.0	4	10.0	3	7.5	0	0.0
09:15	35	1	2.9	28	80.0	2	5.7	2	5.7	2	5.7
09:30	33	0	0.0	27	81.8	1	3.0	5	15.2	0	0.0
09:45	47	0	0.0	33	70.2	3	6.4	6	12.8	5	10.6
10:00	63	0	0.0	57	90.5	1	1.6	3	4.8	2	3.2
10:15	39	0	0.0	27	69.2	5	12.8	6	15.4	1	2.6
10:30	38	0	0.0	28	73.7	7	18.4	2	5.3	1	2.6
10:45	33	1	3.0	26	78.8	5	15.2	1	3.0	0	0.0
11:00	35	0	0.0	26	74.3	3	8.6	3	8.6	3	8.6
11:15	48	0	0.0	43	89.6	3	6.3	2	4.2	0	0.0
11:30	41	1	2.4	33	80.5	5	12.2	1	2.4	1	2.4
11:45	42	0	0.0	33	78.6	4	9.5	4	9.5	1	2.4



TIME PERIOD	TOTAL VEHICLES	MOTOR-CYCLES	MOTOR-CYCLES%	CARS	CARS %	LGV	LGV %	HGV	HGV %	BUS	BUS %
<b>Thu 21-Nov-19</b>											
12:00	35	1	2.9	28	80.0	4	11.4	1	2.9	1	2.9
12:15	48	4	8.3	35	72.9	5	10.4	4	8.3	0	0.0
12:30	60	1	1.7	52	86.7	5	8.3	2	3.3	0	0.0
12:45	50	1	2.0	41	82.0	3	6.0	4	8.0	1	2.0
13:00	57	2	3.5	45	79.0	7	12.3	1	1.8	2	3.5
13:15	70	1	1.4	63	90.0	4	5.7	1	1.4	1	1.4
13:30	46	1	2.2	38	82.6	4	8.7	3	6.5	0	0.0
13:45	35	2	5.7	29	82.9	1	2.9	1	2.9	2	5.7
14:00	72	1	1.4	59	81.9	5	6.9	6	8.3	1	1.4
14:15	68	2	2.9	55	80.9	6	8.8	5	7.4	0	0.0
14:30	66	3	4.6	57	86.4	5	7.6	1	1.5	0	0.0
14:45	42	1	2.4	34	81.0	5	11.9	2	4.8	0	0.0
15:00	67	5	7.5	55	82.1	4	6.0	3	4.5	0	0.0
15:15	82	7	8.5	69	84.2	3	3.7	3	3.7	0	0.0
15:30	68	1	1.5	59	86.8	6	8.8	2	2.9	0	0.0
15:45	74	1	1.4	68	91.9	4	5.4	1	1.4	0	0.0
16:00	141	4	2.8	128	90.8	5	3.6	4	2.8	0	0.0
16:15	125	9	7.2	107	85.6	3	2.4	4	3.2	2	1.6
16:30	132	5	3.8	121	91.7	3	2.3	3	2.3	0	0.0
16:45	126	4	3.2	115	91.3	4	3.2	3	2.4	0	0.0
17:00	147	2	1.4	136	92.5	2	1.4	7	4.8	0	0.0
17:15	154	11	7.1	128	83.1	1	0.7	11	7.1	3	2.0
17:30	155	6	3.9	136	87.7	4	2.6	7	4.5	2	1.3
17:45	148	9	6.1	125	84.5	4	2.7	10	6.8	0	0.0
18:00	119	4	3.4	110	92.4	5	4.2	0	0.0	0	0.0
18:15	142	9	6.3	122	85.9	3	2.1	7	4.9	1	0.7
18:30	109	7	6.4	94	86.2	5	4.6	2	1.8	1	0.9
18:45	99	1	1.0	92	92.9	2	2.0	3	3.0	1	1.0
19:00	124	6	4.8	114	91.9	2	1.6	2	1.6	0	0.0
19:15	86	6	7.0	73	84.9	5	5.8	2	2.3	0	0.0
19:30	77	4	5.2	71	92.2	1	1.3	1	1.3	0	0.0
19:45	46	2	4.4	43	93.5	0	0.0	1	2.2	0	0.0
20:00	89	1	1.1	82	92.1	4	4.5	2	2.3	0	0.0
20:15	97	1	1.0	87	89.7	6	6.2	3	3.1	0	0.0
20:30	103	2	1.9	94	91.3	3	2.9	4	3.9	0	0.0
20:45	70	2	2.9	64	91.4	3	4.3	1	1.4	0	0.0
21:00	45	2	4.4	40	88.9	2	4.4	1	2.2	0	0.0
21:15	54	2	3.7	50	92.6	2	3.7	0	0.0	0	0.0
21:30	37	2	5.4	34	91.9	1	2.7	0	0.0	0	0.0
21:45	41	2	4.9	34	82.9	4	9.8	1	2.4	0	0.0
22:00	71	2	2.8	65	91.6	2	2.8	2	2.8	0	0.0
22:15	36	2	5.6	31	86.1	3	8.3	0	0.0	0	0.0
22:30	19	1	5.3	16	84.2	0	0.0	2	10.5	0	0.0
22:45	13	1	7.7	12	92.3	0	0.0	0	0.0	0	0.0
23:00	13	0	0.0	13	100.0	0	0.0	0	0.0	0	0.0
23:15	9	0	0.0	9	100.0	0	0.0	0	0.0	0	0.0
23:30	8	0	0.0	7	87.5	0	0.0	0	0.0	1	12.5
23:45	4	0	0.0	2	50.0	1	25.0	0	0.0	1	25.0
12H,7-19	3204	112	3.5	2734	85.3	168	5.2	152	4.7	38	1.2
16H,6-22	4097	144	3.5	3541	86.4	203	5.0	170	4.2	39	1.0
18H,6-24	4270	150	3.5	3696	86.6	209	4.9	174	4.1	41	1.0
24H,0-24	4401	153	3.5	3798	86.3	225	5.1	175	4.0	50	1.1

TIME PERIOD	TOTAL VEHICLES	MOTOR-CYCLES	MOTOR-CYCLES%	CARS	CARS %	LGV	LGV %	HGV	HGV %	BUS	BUS %
<b>Fri 22-Nov-19</b>											
00:00	10	0	0.0	8	80.0	1	10.0	1	10.0	0	0.0
00:15	4	0	0.0	3	75.0	1	25.0	0	0.0	0	0.0
00:30	4	0	0.0	4	100.0	0	0.0	0	0.0	0	0.0
00:45	3	1	33.3	2	66.7	0	0.0	0	0.0	0	0.0
01:00	6	0	0.0	6	100.0	0	0.0	0	0.0	0	0.0
01:15	3	0	0.0	2	66.7	0	0.0	1	33.3	0	0.0
01:30	7	0	0.0	7	100.0	0	0.0	0	0.0	0	0.0
01:45	2	0	0.0	2	100.0	0	0.0	0	0.0	0	0.0
02:00	3	0	0.0	2	66.7	0	0.0	1	33.3	0	0.0
02:15	3	0	0.0	1	33.3	1	33.3	1	33.3	0	0.0
02:30	4	0	0.0	3	75.0	0	0.0	0	0.0	1	25.0
02:45	4	0	0.0	4	100.0	0	0.0	0	0.0	0	0.0
03:00	6	0	0.0	5	83.3	1	16.7	0	0.0	0	0.0
03:15	4	0	0.0	3	75.0	1	25.0	0	0.0	0	0.0
03:30	1	0	0.0	1	100.0	0	0.0	0	0.0	0	0.0
03:45	5	0	0.0	4	80.0	0	0.0	0	0.0	1	20.0
04:00	5	0	0.0	4	80.0	0	0.0	1	20.0	0	0.0
04:15	1	0	0.0	1	100.0	0	0.0	0	0.0	0	0.0
04:30	4	0	0.0	4	100.0	0	0.0	0	0.0	0	0.0
04:45	5	0	0.0	4	80.0	0	0.0	0	0.0	1	20.0
05:00	1	0	0.0	0	0.0	1	100.0	0	0.0	0	0.0
05:15	1	0	0.0	1	100.0	0	0.0	0	0.0	0	0.0
05:30	2	0	0.0	2	100.0	0	0.0	0	0.0	0	0.0
05:45	6	0	0.0	5	83.3	0	0.0	0	0.0	1	16.7
06:00	0	0	-	0	-	0	-	0	-	0	-
06:15	0	0	-	0	-	0	-	0	-	0	-
06:30	5	0	0.0	4	80.0	1	20.0	0	0.0	0	0.0
06:45	4	0	0.0	3	75.0	1	25.0	0	0.0	0	0.0
07:00	7	0	0.0	6	85.7	1	14.3	0	0.0	0	0.0
07:15	8	0	0.0	7	87.5	0	0.0	1	12.5	0	0.0
07:30	23	0	0.0	17	73.9	4	17.4	2	8.7	0	0.0
07:45	26	0	0.0	23	88.5	2	7.7	0	0.0	1	3.9
08:00	38	1	2.6	26	68.4	2	5.3	7	18.4	2	5.3
08:15	36	0	0.0	32	88.9	2	5.6	1	2.8	1	2.8
08:30	23	1	4.4	15	65.2	1	4.4	4	17.4	2	8.7
08:45	38	0	0.0	30	79.0	4	10.5	4	10.5	0	0.0
09:00	67	0	0.0	58	86.6	0	0.0	4	6.0	5	7.5
09:15	39	0	0.0	35	89.7	3	7.7	1	2.6	0	0.0
09:30	46	1	2.2	36	78.3	2	4.4	5	10.9	2	4.4
09:45	49	0	0.0	34	69.4	3	6.1	10	20.4	2	4.1
10:00	55	0	0.0	40	72.7	2	3.6	11	20.0	2	3.6
10:15	33	0	0.0	26	78.8	1	3.0	5	15.2	1	3.0
10:30	28	0	0.0	16	57.1	4	14.3	5	17.9	3	10.7
10:45	46	1	2.2	33	71.7	5	10.9	4	8.7	3	6.5
11:00	41	0	0.0	29	70.7	7	17.1	4	9.8	1	2.4
11:15	57	2	3.5	50	87.7	2	3.5	3	5.3	0	0.0
11:30	37	0	0.0	24	64.9	5	13.5	6	16.2	2	5.4
11:45	47	0	0.0	34	72.3	7	14.9	5	10.6	1	2.1

24786

UNIVERSITY OF BATH

Site No: 24786001

Location

Site 1, Convocation Avenue, Bath (LC 24)

Tue 19-Nov-19 to Mon 25-Nov-19

Channel: Southbound

TIME PERIOD	TOTAL VEHICLES	MOTOR-CYCLES	MOTOR-CYCLES%	CARS	CARS %	LGV	LGV %	HGV	HGV %	BUS	BUS %
<b>Fri 22-Nov-19</b>											
12:00	49	1	2.0	44	89.8	2	4.1	1	2.0	1	2.0
12:15	53	0	0.0	48	90.6	2	3.8	2	3.8	1	1.9
12:30	45	0	0.0	34	75.6	9	20.0	1	2.2	1	2.2
12:45	57	1	1.8	53	93.0	0	0.0	3	5.3	0	0.0
13:00	48	2	4.2	35	72.9	6	12.5	4	8.3	1	2.1
13:15	58	1	1.7	48	82.8	3	5.2	6	10.3	0	0.0
13:30	63	1	1.6	53	84.1	4	6.4	3	4.8	2	3.2
13:45	58	0	0.0	41	70.7	9	15.5	7	12.1	1	1.7
14:00	71	0	0.0	57	80.3	6	8.5	6	8.5	2	2.8
14:15	78	4	5.1	64	82.1	6	7.7	3	3.9	1	1.3
14:30	58	1	1.7	46	79.3	8	13.8	3	5.2	0	0.0
14:45	63	1	1.6	51	81.0	6	9.5	4	6.4	1	1.6
15:00	84	1	1.2	75	89.3	6	7.1	2	2.4	0	0.0
15:15	68	2	2.9	57	83.8	3	4.4	4	5.9	2	2.9
15:30	80	0	0.0	68	85.0	6	7.5	5	6.3	1	1.3
15:45	71	1	1.4	57	80.3	5	7.0	6	8.5	2	2.8
16:00	106	8	7.6	90	84.9	3	2.8	3	2.8	2	1.9
16:15	103	2	1.9	85	82.5	10	9.7	5	4.9	1	1.0
16:30	98	0	0.0	83	84.7	7	7.1	5	5.1	3	3.1
16:45	92	3	3.3	78	84.8	5	5.4	5	5.4	1	1.1
17:00	128	5	3.9	113	88.3	2	1.6	5	3.9	3	2.3
17:15	115	2	1.7	104	90.4	2	1.7	5	4.4	2	1.7
17:30	89	1	1.1	79	88.8	1	1.1	7	7.9	1	1.1
17:45	83	1	1.2	71	85.5	5	6.0	4	4.8	2	2.4
18:00	132	2	1.5	115	87.1	9	6.8	3	2.3	3	2.3
18:15	77	3	3.9	65	84.4	3	3.9	5	6.5	1	1.3
18:30	71	2	2.8	56	78.9	4	5.6	5	7.0	4	5.6
18:45	31	0	0.0	25	80.7	0	0.0	3	9.7	3	9.7
19:00	62	0	0.0	51	82.3	6	9.7	4	6.5	1	1.6
19:15	44	0	0.0	38	86.4	2	4.6	3	6.8	1	2.3
19:30	51	2	3.9	41	80.4	3	5.9	4	7.8	1	2.0
19:45	32	2	6.3	24	75.0	2	6.3	2	6.3	2	6.3
20:00	52	0	0.0	46	88.5	3	5.8	2	3.9	1	1.9
20:15	69	2	2.9	58	84.1	4	5.8	4	5.8	1	1.5
20:30	26	0	0.0	23	88.5	0	0.0	2	7.7	1	3.9
20:45	18	0	0.0	13	72.2	2	11.1	2	11.1	1	5.6
21:00	34	0	0.0	29	85.3	4	11.8	1	2.9	0	0.0
21:15	29	3	10.3	24	82.8	1	3.5	1	3.5	0	0.0
21:30	17	1	5.9	13	76.5	0	0.0	3	17.7	0	0.0
21:45	17	1	5.9	15	88.2	0	0.0	0	0.0	1	5.9
22:00	41	2	4.9	34	82.9	2	4.9	2	4.9	1	2.4
22:15	26	2	7.7	23	88.5	0	0.0	1	3.9	0	0.0
22:30	18	1	5.6	13	72.2	2	11.1	2	11.1	0	0.0
22:45	22	0	0.0	17	77.3	3	13.6	1	4.6	1	4.6
23:00	22	0	0.0	16	72.7	3	13.6	2	9.1	1	4.6
23:15	18	0	0.0	17	94.4	0	0.0	1	5.6	0	0.0
23:30	9	0	0.0	8	88.9	0	0.0	1	11.1	0	0.0
23:45	3	1	33.3	1	33.3	0	0.0	0	0.0	1	33.3
12H,7-19	2873	51	1.8	2366	82.4	189	6.6	197	6.9	70	2.4
16H,6-22	3333	62	1.9	2748	82.5	218	6.5	225	6.8	80	2.4
18H,6-24	3492	68	2.0	2877	82.4	228	6.5	235	6.7	84	2.4
24H,0-24	3586	69	1.9	2955	82.4	234	6.5	240	6.7	88	2.5

TIME PERIOD	TOTAL VEHICLES	MOTOR-CYCLES	MOTOR-CYCLES%	CARS	CARS %	LGV	LGV %	HGV	HGV %	BUS	BUS %
<b>Sat 23-Nov-19</b>											
00:00	3	0	0.0	2	66.7	0	0.0	0	0.0	1	33.3
00:15	5	0	0.0	4	80.0	0	0.0	1	20.0	0	0.0
00:30	11	0	0.0	8	72.7	2	18.2	1	9.1	0	0.0
00:45	6	0	0.0	5	83.3	0	0.0	1	16.7	0	0.0
01:00	6	0	0.0	5	83.3	0	0.0	0	0.0	1	16.7
01:15	7	0	0.0	5	71.4	1	14.3	1	14.3	0	0.0
01:30	5	0	0.0	4	80.0	0	0.0	1	20.0	0	0.0
01:45	3	0	0.0	2	66.7	0	0.0	1	33.3	0	0.0
02:00	5	0	0.0	4	80.0	0	0.0	0	0.0	1	20.0
02:15	3	0	0.0	2	66.7	0	0.0	1	33.3	0	0.0
02:30	4	0	0.0	3	75.0	0	0.0	1	25.0	0	0.0
02:45	9	0	0.0	8	88.9	0	0.0	1	11.1	0	0.0
03:00	6	0	0.0	5	83.3	0	0.0	0	0.0	1	16.7
03:15	6	0	0.0	5	83.3	0	0.0	1	16.7	0	0.0
03:30	4	0	0.0	3	75.0	0	0.0	1	25.0	0	0.0
03:45	5	0	0.0	4	80.0	0	0.0	1	20.0	0	0.0
04:00	8	0	0.0	8	100.0	0	0.0	0	0.0	0	0.0
04:15	4	0	0.0	3	75.0	0	0.0	1	25.0	0	0.0
04:30	2	0	0.0	2	100.0	0	0.0	0	0.0	0	0.0
04:45	8	0	0.0	5	62.5	2	25.0	0	0.0	1	12.5
05:00	2	0	0.0	2	100.0	0	0.0	0	0.0	0	0.0
05:15	3	0	0.0	3	100.0	0	0.0	0	0.0	0	0.0
05:30	0	0	-	0	-	0	-	0	-	0	-
05:45	3	0	0.0	2	66.7	0	0.0	0	0.0	1	33.3
06:00	1	0	0.0	1	100.0	0	0.0	0	0.0	0	0.0
06:15	0	0	-	0	-	0	-	0	-	0	-
06:30	3	0	0.0	3	100.0	0	0.0	0	0.0	0	0.0
06:45	1	0	0.0	0	0.0	0	0.0	0	0.0	1	100.0
07:00	1	0	0.0	0	0.0	1	100.0	0	0.0	0	0.0
07:15	6	0	0.0	6	100.0	0	0.0	0	0.0	0	0.0
07:30	6	0	0.0	6	100.0	0	0.0	0	0.0	0	0.0
07:45	12	0	0.0	11	91.7	0	0.0	0	0.0	1	8.3
08:00	14	1	7.1	10	71.4	3	21.4	0	0.0	0	0.0
08:15	17	0	0.0	14	82.4	2	11.8	1	5.9	0	0.0
08:30	17	0	0.0	13	76.5	1	5.9	3	17.7	0	0.0
08:45	21	0	0.0	19	90.5	2	9.5	0	0.0	0	0.0
09:00	23	0	0.0	22	95.7	1	4.4	0	0.0	0	0.0
09:15	9	0	0.0	7	77.8	1	11.1	1	11.1	0	0.0
09:30	16	0	0.0	12	75.0	2	12.5	2	12.5	0	0.0
09:45	20	0	0.0	16	80.0	3	15.0	0	0.0	1	5.0
10:00	35	0	0.0	33	94.3	1	2.9	1	2.9	0	0.0
10:15	33	0	0.0	30	90.9	2	6.1	1	3.0	0	0.0
10:30	21	0	0.0	14	66.7	4	19.1	3	14.3	0	0.0
10:45	22	0	0.0	20	90.9	1	4.6	0	0.0	1	4.6
11:00	58	0	0.0	54	93.1	4	6.9	0	0.0	0	0.0
11:15	35	0	0.0	29	82.9	4	11.4	1	2.9	1	2.9
11:30	44	0	0.0	35	79.6	6	13.6	3	6.8	0	0.0
11:45	31	0	0.0	29	93.6	2	6.5	0	0.0	0	0.0

TIME PERIOD	TOTAL VEHICLES	MOTOR-CYCLES	MOTOR-CYCLES%	CARS	CARS %	LGV	LGV %	HGV	HGV %	BUS	BUS %
<b>Sat 23-Nov-19</b>											
12:00	35	0	0.0	35	100.0	0	0.0	0	0.0	0	0.0
12:15	46	0	0.0	40	87.0	5	10.9	1	2.2	0	0.0
12:30	46	0	0.0	40	87.0	2	4.4	4	8.7	0	0.0
12:45	44	0	0.0	41	93.2	3	6.8	0	0.0	0	0.0
13:00	43	1	2.3	37	86.1	4	9.3	0	0.0	1	2.3
13:15	34	0	0.0	30	88.2	3	8.8	0	0.0	1	2.9
13:30	22	0	0.0	18	81.8	1	4.6	3	13.6	0	0.0
13:45	29	0	0.0	27	93.1	1	3.5	1	3.5	0	0.0
14:00	33	1	3.0	29	87.9	1	3.0	2	6.1	0	0.0
14:15	36	0	0.0	31	86.1	3	8.3	2	5.6	0	0.0
14:30	28	0	0.0	24	85.7	2	7.1	1	3.6	1	3.6
14:45	23	0	0.0	20	87.0	1	4.4	2	8.7	0	0.0
15:00	33	0	0.0	29	87.9	3	9.1	1	3.0	0	0.0
15:15	45	1	2.2	40	88.9	2	4.4	2	4.4	0	0.0
15:30	37	0	0.0	34	91.9	1	2.7	2	5.4	0	0.0
15:45	34	0	0.0	28	82.4	4	11.8	1	2.9	1	2.9
16:00	35	0	0.0	30	85.7	4	11.4	1	2.9	0	0.0
16:15	40	1	2.5	36	90.0	3	7.5	0	0.0	0	0.0
16:30	38	0	0.0	36	94.7	0	0.0	2	5.3	0	0.0
16:45	35	1	2.9	32	91.4	0	0.0	1	2.9	1	2.9
17:00	53	1	1.9	47	88.7	4	7.6	1	1.9	0	0.0
17:15	58	1	1.7	51	87.9	6	10.3	0	0.0	0	0.0
17:30	53	0	0.0	47	88.7	4	7.6	2	3.8	0	0.0
17:45	37	0	0.0	31	83.8	5	13.5	1	2.7	0	0.0
18:00	28	0	0.0	26	92.9	1	3.6	0	0.0	1	3.6
18:15	24	0	0.0	20	83.3	3	12.5	1	4.2	0	0.0
18:30	39	0	0.0	37	94.9	2	5.1	0	0.0	0	0.0
18:45	43	0	0.0	42	97.7	0	0.0	1	2.3	0	0.0
19:00	37	0	0.0	33	89.2	3	8.1	1	2.7	0	0.0
19:15	21	0	0.0	17	81.0	2	9.5	1	4.8	1	4.8
19:30	14	1	7.1	11	78.6	1	7.1	1	7.1	0	0.0
19:45	20	1	5.0	17	85.0	1	5.0	1	5.0	0	0.0
20:00	12	1	8.3	7	58.3	2	16.7	2	16.7	0	0.0
20:15	12	0	0.0	11	91.7	0	0.0	0	0.0	1	8.3
20:30	12	1	8.3	9	75.0	1	8.3	1	8.3	0	0.0
20:45	13	1	7.7	10	76.9	1	7.7	1	7.7	0	0.0
21:00	9	0	0.0	8	88.9	0	0.0	1	11.1	0	0.0
21:15	14	0	0.0	13	92.9	0	0.0	0	0.0	1	7.1
21:30	18	1	5.6	16	88.9	0	0.0	1	5.6	0	0.0
21:45	7	0	0.0	6	85.7	0	0.0	1	14.3	0	0.0
22:00	23	0	0.0	20	87.0	2	8.7	1	4.4	0	0.0
22:15	6	0	0.0	5	83.3	0	0.0	0	0.0	1	16.7
22:30	5	0	0.0	5	100.0	0	0.0	0	0.0	0	0.0
22:45	11	0	0.0	10	90.9	0	0.0	1	9.1	0	0.0
23:00	10	0	0.0	8	80.0	1	10.0	1	10.0	0	0.0
23:15	7	0	0.0	6	85.7	0	0.0	0	0.0	1	14.3
23:30	5	0	0.0	4	80.0	0	0.0	1	20.0	0	0.0
23:45	5	1	20.0	3	60.0	0	0.0	1	20.0	0	0.0
12H,7-19	1492	8	0.5	1318	88.3	108	7.2	48	3.2	10	0.7
16H,6-22	1686	14	0.8	1480	87.8	119	7.1	59	3.5	14	0.8
18H,6-24	1758	15	0.9	1541	87.7	122	6.9	64	3.6	16	0.9
24H,0-24	1876	15	0.8	1635	87.2	127	6.8	77	4.1	22	1.2

Tue 19-Nov-19 to Mon 25-Nov-19

Channel: Southbound

TIME PERIOD	TOTAL VEHICLES	MOTOR-CYCLES	MOTOR-CYCLES%	CARS	CARS %	LGV	LGV %	HGV	HGV %	BUS	BUS %
<b>Sun 24-Nov-19</b>											
00:00	4	0	0.0	3	75.0	0	0.0	1	25.0	0	0.0
00:15	6	0	0.0	5	83.3	0	0.0	0	0.0	1	16.7
00:30	2	0	0.0	1	50.0	0	0.0	1	50.0	0	0.0
00:45	6	0	0.0	4	66.7	1	16.7	1	16.7	0	0.0
01:00	2	0	0.0	1	50.0	0	0.0	1	50.0	0	0.0
01:15	4	0	0.0	3	75.0	0	0.0	0	0.0	1	25.0
01:30	5	0	0.0	3	60.0	1	20.0	1	20.0	0	0.0
01:45	4	0	0.0	3	75.0	0	0.0	1	25.0	0	0.0
02:00	2	0	0.0	1	50.0	0	0.0	1	50.0	0	0.0
02:15	3	0	0.0	2	66.7	0	0.0	0	0.0	1	33.3
02:30	4	0	0.0	3	75.0	0	0.0	1	25.0	0	0.0
02:45	8	0	0.0	6	75.0	1	12.5	1	12.5	0	0.0
03:00	6	0	0.0	5	83.3	0	0.0	1	16.7	0	0.0
03:15	5	0	0.0	3	60.0	1	20.0	0	0.0	1	20.0
03:30	7	0	0.0	6	85.7	0	0.0	1	14.3	0	0.0
03:45	15	0	0.0	13	86.7	1	6.7	1	6.7	0	0.0
04:00	8	0	0.0	7	87.5	1	12.5	0	0.0	0	0.0
04:15	4	0	0.0	3	75.0	1	25.0	0	0.0	0	0.0
04:30	6	0	0.0	6	100.0	0	0.0	0	0.0	0	0.0
04:45	3	0	0.0	2	66.7	0	0.0	0	0.0	1	33.3
05:00	2	0	0.0	2	100.0	0	0.0	0	0.0	0	0.0
05:15	1	0	0.0	1	100.0	0	0.0	0	0.0	0	0.0
05:30	2	1	50.0	1	50.0	0	0.0	0	0.0	0	0.0
05:45	4	0	0.0	2	50.0	1	25.0	0	0.0	1	25.0
06:00	0	0	-	0	-	0	-	0	-	0	-
06:15	0	0	-	0	-	0	-	0	-	0	-
06:30	1	0	0.0	1	100.0	0	0.0	0	0.0	0	0.0
06:45	4	1	25.0	1	25.0	1	25.0	0	0.0	1	25.0
07:00	3	0	0.0	2	66.7	1	33.3	0	0.0	0	0.0
07:15	1	0	0.0	1	100.0	0	0.0	0	0.0	0	0.0
07:30	2	0	0.0	2	100.0	0	0.0	0	0.0	0	0.0
07:45	6	0	0.0	5	83.3	0	0.0	0	0.0	1	16.7
08:00	2	0	0.0	1	50.0	1	50.0	0	0.0	0	0.0
08:15	2	2	100.0	0	0.0	0	0.0	0	0.0	0	0.0
08:30	3	0	0.0	3	100.0	0	0.0	0	0.0	0	0.0
08:45	11	0	0.0	8	72.7	2	18.2	0	0.0	1	9.1
09:00	11	0	0.0	7	63.6	2	18.2	1	9.1	1	9.1
09:15	8	0	0.0	7	87.5	0	0.0	1	12.5	0	0.0
09:30	17	0	0.0	11	64.7	5	29.4	0	0.0	1	5.9
09:45	17	0	0.0	16	94.1	1	5.9	0	0.0	0	0.0
10:00	16	0	0.0	15	93.8	0	0.0	1	6.3	0	0.0
10:15	18	0	0.0	17	94.4	0	0.0	1	5.6	0	0.0
10:30	17	1	5.9	15	88.2	0	0.0	0	0.0	1	5.9
10:45	19	0	0.0	19	100.0	0	0.0	0	0.0	0	0.0
11:00	74	0	0.0	69	93.2	5	6.8	0	0.0	0	0.0
11:15	63	0	0.0	57	90.5	5	7.9	1	1.6	0	0.0
11:30	31	0	0.0	30	96.8	1	3.2	0	0.0	0	0.0
11:45	28	0	0.0	27	96.4	0	0.0	1	3.6	0	0.0

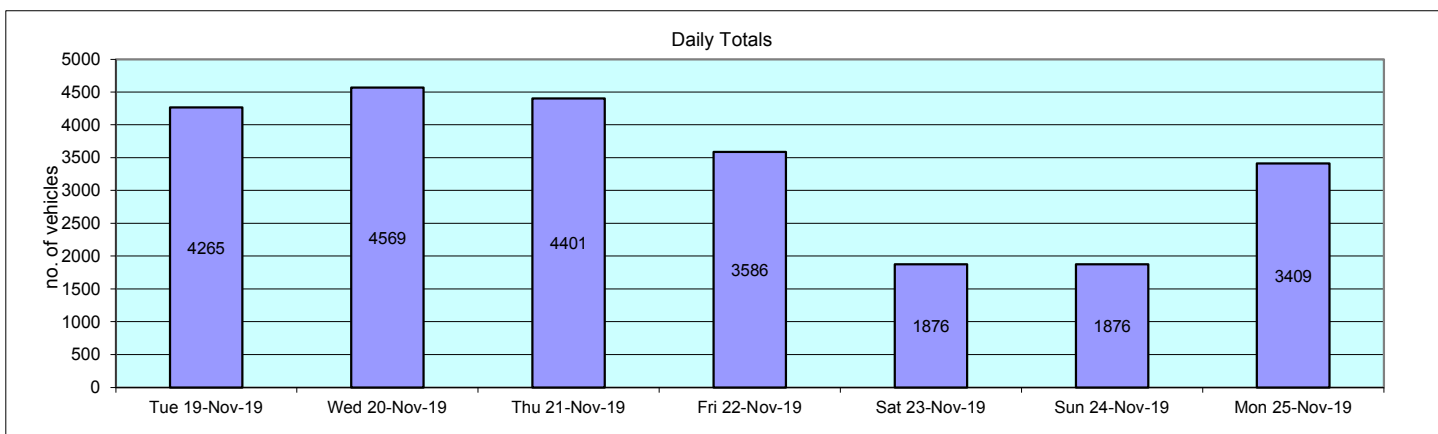
TIME PERIOD	TOTAL VEHICLES	MOTOR-CYCLES	MOTOR-CYCLES%	CARS	CARS %	LGV	LGV %	HGV	HGV %	BUS	BUS %
<b>Sun 24-Nov-19</b>											
12:00	21	0	0.0	21	100.0	0	0.0	0	0.0	0	0.0
12:15	29	0	0.0	26	89.7	1	3.5	2	6.9	0	0.0
12:30	32	1	3.1	30	93.8	1	3.1	0	0.0	0	0.0
12:45	51	0	0.0	44	86.3	5	9.8	1	2.0	1	2.0
13:00	37	0	0.0	36	97.3	0	0.0	1	2.7	0	0.0
13:15	33	0	0.0	31	93.9	1	3.0	1	3.0	0	0.0
13:30	33	0	0.0	30	90.9	3	9.1	0	0.0	0	0.0
13:45	27	1	3.7	25	92.6	0	0.0	0	0.0	1	3.7
14:00	30	1	3.3	27	90.0	1	3.3	1	3.3	0	0.0
14:15	19	0	0.0	16	84.2	2	10.5	1	5.3	0	0.0
14:30	47	1	2.1	45	95.7	0	0.0	0	0.0	1	2.1
14:45	35	0	0.0	34	97.1	1	2.9	0	0.0	0	0.0
15:00	48	0	0.0	43	89.6	4	8.3	1	2.1	0	0.0
15:15	39	1	2.6	34	87.2	2	5.1	2	5.1	0	0.0
15:30	47	1	2.1	43	91.5	3	6.4	0	0.0	0	0.0
15:45	28	1	3.6	23	82.1	3	10.7	1	3.6	0	0.0
16:00	48	1	2.1	46	95.8	0	0.0	1	2.1	0	0.0
16:15	68	1	1.5	64	94.1	3	4.4	0	0.0	0	0.0
16:30	41	0	0.0	37	90.2	2	4.9	0	0.0	2	4.9
16:45	38	0	0.0	36	94.7	1	2.6	0	0.0	1	2.6
17:00	71	2	2.8	65	91.6	3	4.2	1	1.4	0	0.0
17:15	60	1	1.7	54	90.0	2	3.3	2	3.3	1	1.7
17:30	37	0	0.0	35	94.6	1	2.7	0	0.0	1	2.7
17:45	21	0	0.0	18	85.7	2	9.5	1	4.8	0	0.0
18:00	35	0	0.0	34	97.1	0	0.0	1	2.9	0	0.0
18:15	44	3	6.8	38	86.4	2	4.6	1	2.3	0	0.0
18:30	31	1	3.2	29	93.6	0	0.0	1	3.2	0	0.0
18:45	32	0	0.0	32	100.0	0	0.0	0	0.0	0	0.0
19:00	47	2	4.3	40	85.1	2	4.3	3	6.4	0	0.0
19:15	57	1	1.8	50	87.7	5	8.8	1	1.8	0	0.0
19:30	24	0	0.0	23	95.8	0	0.0	0	0.0	1	4.2
19:45	19	3	15.8	14	73.7	0	0.0	2	10.5	0	0.0
20:00	17	1	5.9	15	88.2	0	0.0	1	5.9	0	0.0
20:15	18	0	0.0	18	100.0	0	0.0	0	0.0	0	0.0
20:30	21	0	0.0	20	95.2	1	4.8	0	0.0	0	0.0
20:45	16	1	6.3	14	87.5	0	0.0	1	6.3	0	0.0
21:00	11	0	0.0	11	100.0	0	0.0	0	0.0	0	0.0
21:15	14	0	0.0	13	92.9	0	0.0	1	7.1	0	0.0
21:30	9	0	0.0	7	77.8	1	11.1	0	0.0	1	11.1
21:45	14	0	0.0	14	100.0	0	0.0	0	0.0	0	0.0
22:00	16	0	0.0	13	81.3	1	6.3	1	6.3	1	6.3
22:15	8	1	12.5	6	75.0	0	0.0	1	12.5	0	0.0
22:30	8	1	12.5	6	75.0	0	0.0	0	0.0	1	12.5
22:45	6	1	16.7	4	66.7	0	0.0	1	16.7	0	0.0
23:00	5	0	0.0	5	100.0	0	0.0	0	0.0	0	0.0
23:15	7	0	0.0	5	71.4	1	14.3	1	14.3	0	0.0
23:30	7	1	14.3	5	71.4	0	0.0	0	0.0	1	14.3
23:45	3	1	33.3	1	33.3	0	0.0	1	33.3	0	0.0
12H,7-19	1431	19	1.3	1308	91.4	66	4.6	25	1.8	13	0.9
16H,6-22	1703	28	1.6	1549	91.0	76	4.5	34	2.0	16	0.9
18H,6-24	1763	33	1.9	1594	90.4	78	4.4	39	2.2	19	1.1
24H,0-24	1876	34	1.8	1680	89.6	86	4.6	51	2.7	25	1.3

TIME PERIOD	TOTAL VEHICLES	MOTOR-CYCLES	MOTOR-CYCLES%	CARS	CARS %	LGV	LGV %	HGV	HGV %	BUS	BUS %
<b>Mon 25-Nov-19</b>											
00:00	8	0	0.0	7	87.5	1	12.5	0	0.0	0	0.0
00:15	3	0	0.0	2	66.7	1	33.3	0	0.0	0	0.0
00:30	7	0	0.0	7	100.0	0	0.0	0	0.0	0	0.0
00:45	3	0	0.0	2	66.7	0	0.0	0	0.0	1	33.3
01:00	1	0	0.0	1	100.0	0	0.0	0	0.0	0	0.0
01:15	2	0	0.0	2	100.0	0	0.0	0	0.0	0	0.0
01:30	0	0	-	0	-	0	-	0	-	0	-
01:45	1	0	0.0	0	0.0	0	0.0	0	0.0	1	100.0
02:00	1	0	0.0	1	100.0	0	0.0	0	0.0	0	0.0
02:15	2	0	0.0	2	100.0	0	0.0	0	0.0	0	0.0
02:30	0	0	-	0	-	0	-	0	-	0	-
02:45	1	0	0.0	0	0.0	0	0.0	0	0.0	1	100.0
03:00	0	0	-	0	-	0	-	0	-	0	-
03:15	0	0	-	0	-	0	-	0	-	0	-
03:30	1	0	0.0	1	100.0	0	0.0	0	0.0	0	0.0
03:45	1	0	0.0	0	0.0	0	0.0	0	0.0	1	100.0
04:00	2	0	0.0	1	50.0	1	50.0	0	0.0	0	0.0
04:15	1	0	0.0	0	0.0	1	100.0	0	0.0	0	0.0
04:30	1	0	0.0	0	0.0	0	0.0	1	100.0	0	0.0
04:45	2	0	0.0	1	50.0	0	0.0	0	0.0	1	50.0
05:00	0	0	-	0	-	0	-	0	-	0	-
05:15	0	0	-	0	-	0	-	0	-	0	-
05:30	2	0	0.0	2	100.0	0	0.0	0	0.0	0	0.0
05:45	2	0	0.0	1	50.0	0	0.0	0	0.0	1	50.0
06:00	1	0	0.0	1	100.0	0	0.0	0	0.0	0	0.0
06:15	2	0	0.0	1	50.0	1	50.0	0	0.0	0	0.0
06:30	1	0	0.0	1	100.0	0	0.0	0	0.0	0	0.0
06:45	4	0	0.0	2	50.0	2	50.0	0	0.0	0	0.0
07:00	6	0	0.0	4	66.7	2	33.3	0	0.0	0	0.0
07:15	9	0	0.0	8	88.9	0	0.0	1	11.1	0	0.0
07:30	13	0	0.0	11	84.6	1	7.7	0	0.0	1	7.7
07:45	22	0	0.0	18	81.8	2	9.1	1	4.6	1	4.6
08:00	24	1	4.2	18	75.0	1	4.2	2	8.3	2	8.3
08:15	19	0	0.0	13	68.4	3	15.8	2	10.5	1	5.3
08:30	11	0	0.0	8	72.7	0	0.0	2	18.2	1	9.1
08:45	32	1	3.1	25	78.1	2	6.3	4	12.5	0	0.0
09:00	43	0	0.0	37	86.1	2	4.7	3	7.0	1	2.3
09:15	24	0	0.0	13	54.2	1	4.2	7	29.2	3	12.5
09:30	27	0	0.0	12	44.4	4	14.8	7	25.9	4	14.8
09:45	41	0	0.0	29	70.7	8	19.5	2	4.9	2	4.9
10:00	46	0	0.0	32	69.6	3	6.5	7	15.2	4	8.7
10:15	26	0	0.0	18	69.2	4	15.4	3	11.5	1	3.9
10:30	35	1	2.9	21	60.0	4	11.4	7	20.0	2	5.7
10:45	46	0	0.0	34	73.9	8	17.4	2	4.4	2	4.4
11:00	31	0	0.0	23	74.2	2	6.5	4	12.9	2	6.5
11:15	31	0	0.0	21	67.7	3	9.7	5	16.1	2	6.5
11:30	29	1	3.5	22	75.9	1	3.5	4	13.8	1	3.5
11:45	22	1	4.6	14	63.6	2	9.1	4	18.2	1	4.6



TIME PERIOD	TOTAL VEHICLES	MOTOR-CYCLES	MOTOR-CYCLES%	CARS	CARS %	LGV	LGV %	HGV	HGV %	BUS	BUS %
<b>Mon 25-Nov-19</b>											
12:00	46	0	0.0	32	69.6	8	17.4	4	8.7	2	4.4
12:15	49	0	0.0	36	73.5	8	16.3	5	10.2	0	0.0
12:30	38	2	5.3	26	68.4	6	15.8	2	5.3	2	5.3
12:45	51	0	0.0	41	80.4	5	9.8	5	9.8	0	0.0
13:00	31	1	3.2	26	83.9	1	3.2	1	3.2	2	6.5
13:15	46	0	0.0	39	84.8	3	6.5	3	6.5	1	2.2
13:30	38	1	2.6	24	63.2	6	15.8	4	10.5	3	7.9
13:45	28	1	3.6	21	75.0	1	3.6	4	14.3	1	3.6
14:00	59	1	1.7	49	83.1	3	5.1	4	6.8	2	3.4
14:15	41	2	4.9	32	78.1	2	4.9	2	4.9	3	7.3
14:30	53	0	0.0	46	86.8	3	5.7	3	5.7	1	1.9
14:45	53	0	0.0	47	88.7	3	5.7	3	5.7	0	0.0
15:00	63	0	0.0	52	82.5	5	7.9	5	7.9	1	1.6
15:15	51	4	7.8	33	64.7	7	13.7	5	9.8	2	3.9
15:30	56	1	1.8	45	80.4	6	10.7	3	5.4	1	1.8
15:45	76	3	4.0	62	81.6	2	2.6	6	7.9	3	4.0
16:00	117	2	1.7	103	88.0	6	5.1	5	4.3	1	0.9
16:15	101	8	7.9	85	84.2	3	3.0	2	2.0	3	3.0
16:30	90	3	3.3	75	83.3	5	5.6	5	5.6	2	2.2
16:45	104	0	0.0	85	81.7	10	9.6	8	7.7	1	1.0
17:00	130	2	1.5	110	84.6	10	7.7	7	5.4	1	0.8
17:15	163	5	3.1	143	87.7	4	2.5	6	3.7	5	3.1
17:30	107	1	0.9	96	89.7	2	1.9	4	3.7	4	3.7
17:45	97	1	1.0	72	74.2	14	14.4	9	9.3	1	1.0
18:00	119	2	1.7	107	89.9	5	4.2	2	1.7	3	2.5
18:15	90	1	1.1	82	91.1	1	1.1	5	5.6	1	1.1
18:30	62	2	3.2	52	83.9	2	3.2	3	4.8	3	4.8
18:45	88	2	2.3	79	89.8	4	4.6	2	2.3	1	1.1
19:00	53	2	3.8	43	81.1	1	1.9	3	5.7	4	7.6
19:15	58	1	1.7	52	89.7	1	1.7	2	3.5	2	3.5
19:30	63	2	3.2	55	87.3	3	4.8	3	4.8	0	0.0
19:45	99	4	4.0	85	85.9	7	7.1	2	2.0	1	1.0
20:00	55	2	3.6	46	83.6	2	3.6	3	5.5	2	3.6
20:15	48	1	2.1	42	87.5	2	4.2	2	4.2	1	2.1
20:30	28	2	7.1	23	82.1	0	0.0	3	10.7	0	0.0
20:45	29	1	3.5	27	93.1	0	0.0	0	0.0	1	3.5
21:00	65	1	1.5	58	89.2	4	6.2	1	1.5	1	1.5
21:15	64	1	1.6	57	89.1	4	6.3	1	1.6	1	1.6
21:30	29	0	0.0	25	86.2	1	3.5	2	6.9	1	3.5
21:45	29	2	6.9	24	82.8	2	6.9	1	3.5	0	0.0
22:00	51	1	2.0	44	86.3	3	5.9	1	2.0	2	3.9
22:15	42	2	4.8	39	92.9	0	0.0	0	0.0	1	2.4
22:30	18	1	5.6	15	83.3	1	5.6	1	5.6	0	0.0
22:45	18	1	5.6	15	83.3	1	5.6	1	5.6	0	0.0
23:00	7	0	0.0	5	71.4	0	0.0	1	14.3	1	14.3
23:15	6	0	0.0	5	83.3	0	0.0	1	16.7	0	0.0
23:30	12	0	0.0	8	66.7	2	16.7	1	8.3	1	8.3
23:45	2	0	0.0	1	50.0	0	0.0	1	50.0	0	0.0
12H,7-19	2584	50	1.9	2081	80.5	188	7.3	184	7.1	81	3.1
16H,6-22	3212	69	2.2	2623	81.7	218	6.8	207	6.4	95	3.0
18H,6-24	3368	74	2.2	2755	81.8	225	6.7	214	6.4	100	3.0
24H,0-24	3409	74	2.2	2785	81.7	229	6.7	215	6.3	106	3.1

TIME PERIOD	TOTAL VEHICLES	MOTOR-CYCLES	MOTOR-CYCLES%	CARS	CARS %	LGV	LGV %	HGV	HGV %	BUS	BUS %
<b>Daily Totals</b>											
Tue 19-Nov-19	4265	147	3.5	3622	84.9	201	4.7	215	5.0	80	1.9
Wed 20-Nov-19	4569	135	3.0	3907	85.5	228	5.0	223	4.9	76	1.7
Thu 21-Nov-19	4401	153	3.5	3798	86.3	225	5.1	175	4.0	50	1.1
Fri 22-Nov-19	3586	69	1.9	2955	82.4	234	6.5	240	6.7	88	2.5
Sat 23-Nov-19	1876	15	0.8	1635	87.2	127	6.8	77	4.1	22	1.2
Sun 24-Nov-19	1876	34	1.8	1680	89.6	86	4.6	51	2.7	25	1.3
Mon 25-Nov-19	3409	74	2.2	2785	81.7	229	6.7	215	6.3	106	3.1
<b>Total Vehicles</b>											
[--]	23982	627	2.4	20382	85.4	1330	5.6	1196	4.8	447	1.8



Time Period	Total Vehicles	85%ile Speed	Mean Speed	Stand Dev.	<6Mph	6-<11	11-<16	16-<21	21-<26	26-<31	31-<36	36-<41	41-<46	46-<51	51-<56	=>56
<b>Tue 19-Nov-19</b>																
00:00	2	-	23.5	7.1	0	0	0	1	0	1	0	0	0	0	0	0
00:15	4	-	23.5	1.6	0	0	0	0	4	0	0	0	0	0	0	0
00:30	3	-	25.2	3.1	0	0	0	0	2	1	0	0	0	0	0	0
00:45	2	-	21	3.5	0	0	0	1	1	0	0	0	0	0	0	0
01:00	4	-	26	5.2	0	0	0	0	3	0	1	0	0	0	0	0
01:15	4	-	31	3.2	0	0	0	0	0	2	2	0	0	0	0	0
01:30	5	-	29.5	2.6	0	0	0	0	0	4	1	0	0	0	0	0
01:45	4	-	26	5.2	0	0	0	1	0	3	0	0	0	0	0	0
02:00	3	-	21.8	5.9	0	0	0	2	0	1	0	0	0	0	0	0
02:15	4	-	27.3	6.4	0	0	0	1	0	2	1	0	0	0	0	0
02:30	2	-	26	3.5	0	0	0	0	1	1	0	0	0	0	0	0
02:45	4	-	24.8	6.4	0	0	0	1	2	0	1	0	0	0	0	0
03:00	5	-	25.5	6.8	0	0	0	2	0	2	1	0	0	0	0	0
03:15	4	-	23.5	6	0	0	0	2	0	2	0	0	0	0	0	0
03:30	3	-	30.2	3.1	0	0	0	0	0	2	1	0	0	0	0	0
03:45	2	-	28.5	7.1	0	0	0	0	1	0	1	0	0	0	0	0
04:00	1	-	28.5	-	0	0	0	0	0	1	0	0	0	0	0	0
04:15	1	-	23.5	-	0	0	0	0	1	0	0	0	0	0	0	0
04:30	0	-	-	-	0	0	0	0	0	0	0	0	0	0	0	0
04:45	1	-	18.5	-	0	0	0	1	0	0	0	0	0	0	0	0
05:00	0	-	-	-	0	0	0	0	0	0	0	0	0	0	0	0
05:15	1	-	23.5	-	0	0	0	0	1	0	0	0	0	0	0	0
05:30	4	-	24.8	8.5	0	0	1	0	1	1	1	0	0	0	0	0
05:45	8	-	26	6.1	0	0	0	2	2	2	2	0	0	0	0	0
06:00	3	-	28.5	5	0	0	0	0	1	1	1	0	0	0	0	0
06:15	4	-	27.3	2.8	0	0	0	0	1	3	0	0	0	0	0	0
06:30	4	-	22.3	7.6	0	0	1	1	0	2	0	0	0	0	0	0
06:45	9	-	24.1	4.9	0	0	0	3	2	4	0	0	0	0	0	0
07:00	7	-	24.2	2.4	0	0	0	0	6	1	0	0	0	0	0	0
07:15	16	27.4	22.9	4.6	0	0	1	4	7	4	0	0	0	0	0	0
07:30	25	25.7	22.5	4.1	0	0	1	7	13	4	0	0	0	0	0	0
07:45	32	25	21.2	4.3	0	0	4	9	17	2	0	0	0	0	0	0
08:00	26	25.2	22.3	3.8	0	0	0	9	15	1	1	0	0	0	0	0
08:15	26	24.8	21.2	3.5	0	0	0	14	10	2	0	0	0	0	0	0
08:30	28	24.6	20.8	3.7	0	0	2	12	13	1	0	0	0	0	0	0
08:45	23	25.1	21.3	5.1	0	2	1	3	16	1	0	0	0	0	0	0
09:00	51	24.7	21	3.7	0	0	4	18	28	1	0	0	0	0	0	0
09:15	40	24.8	20.9	4.2	0	0	2	21	14	2	1	0	0	0	0	0
09:30	40	26.4	21.8	4.3	0	0	1	19	13	7	0	0	0	0	0	0
09:45	57	27.3	22	5.1	0	1	4	19	21	11	1	0	0	0	0	0
10:00	48	25.8	23.6	4.3	0	1	0	5	36	4	1	1	0	0	0	0
10:15	31	25.6	21.9	5.3	0	0	3	10	14	3	0	1	0	0	0	0
10:30	43	28.3	24	4.2	0	0	1	7	23	11	1	0	0	0	0	0
10:45	32	27.2	23.3	4	0	0	1	6	18	7	0	0	0	0	0	0
11:00	51	25.9	21.5	5.2	0	1	6	14	22	7	1	0	0	0	0	0
11:15	46	29.4	24	5.7	0	0	4	8	17	14	2	1	0	0	0	0
11:30	43	25.4	21.5	5.5	0	4	1	8	26	3	1	0	0	0	0	0
11:45	21	26.4	20.4	5.5	0	1	2	10	4	4	0	0	0	0	0	0

Time Period	Total Vehicles	85%ile Speed	Mean Speed	Stand Dev.	<6Mph	6-<11	11-<16	16-<21	21-<26	26-<31	31-<36	36-<41	41-<46	46-<51	51-<56	=>56
<b>Tue 19-Nov-19</b>																
12:00	43	26	20.9	5.7	0	1	8	11	16	6	1	0	0	0	0	0
12:15	49	29.6	24.7	5.2	0	1	2	7	14	24	1	0	0	0	0	0
12:30	35	28.9	22.9	5.4	0	0	2	13	9	9	2	0	0	0	0	0
12:45	67	29.9	25	5.5	0	0	1	14	25	21	4	1	1	0	0	0
13:00	53	28.5	22.7	5.9	0	2	4	12	21	11	3	0	0	0	0	0
13:15	61	29.5	23.9	5.4	0	0	2	17	22	15	4	1	0	0	0	0
13:30	42	25.1	20.6	5.6	0	0	9	13	16	1	3	0	0	0	0	0
13:45	37	28.4	22.7	5.8	0	0	4	10	15	4	4	0	0	0	0	0
14:00	67	29.7	25.1	4.4	0	0	1	8	32	21	5	0	0	0	0	0
14:15	56	29.2	24.2	8.3	0	0	4	16	17	16	1	0	0	0	0	2
14:30	56	29.6	24.6	5	0	0	3	7	25	17	4	0	0	0	0	0
14:45	43	30.6	24.7	5.5	0	0	0	14	11	12	6	0	0	0	0	0
15:00	72	29.5	25.1	4.2	0	0	1	8	33	27	3	0	0	0	0	0
15:15	66	27.9	23.3	4.2	0	0	2	16	31	17	0	0	0	0	0	0
15:30	84	25.9	22.8	3.9	0	0	0	26	46	10	2	0	0	0	0	0
15:45	80	25.4	20.7	4.9	0	1	11	30	29	8	1	0	0	0	0	0
16:00	117	25.7	20.9	5.2	0	0	19	43	39	12	4	0	0	0	0	0
16:15	144	23.5	18.8	4.2	0	1	32	71	36	4	0	0	0	0	0	0
16:30	125	24.1	18.9	4.7	0	1	34	51	32	7	0	0	0	0	0	0
16:45	118	23.8	19.1	4.2	0	1	24	55	35	3	0	0	0	0	0	0
17:00	133	23.6	19.7	3.5	0	0	11	84	34	4	0	0	0	0	0	0
17:15	130	17	10.4	4.8	21	69	15	24	1	0	0	0	0	0	0	0
17:30	176	12.3	9.4	2.9	11	129	34	1	1	0	0	0	0	0	0	0
17:45	111	22.1	16.9	5.7	4	17	15	54	18	2	1	0	0	0	0	0
18:00	131	23.5	18.8	4.3	0	2	28	65	32	4	0	0	0	0	0	0
18:15	102	25	20.3	4.5	0	0	13	50	29	9	1	0	0	0	0	0
18:30	85	25.9	21.3	4.6	0	0	5	42	25	11	2	0	0	0	0	0
18:45	104	26	22.2	4.3	0	0	5	34	49	15	1	0	0	0	0	0
19:00	113	25.5	22.1	3.9	0	0	5	34	63	10	1	0	0	0	0	0
19:15	108	27.1	22.1	4.6	0	0	5	44	38	19	2	0	0	0	0	0
19:30	69	30	25	5	0	0	1	12	29	20	6	1	0	0	0	0
19:45	86	27.7	23.7	3.6	0	0	0	17	49	20	0	0	0	0	0	0
20:00	82	25.4	21.3	4.2	0	0	4	38	31	8	1	0	0	0	0	0
20:15	107	28.6	24	4.2	0	0	2	20	53	30	2	0	0	0	0	0
20:30	112	29.8	24.9	4.5	0	0	0	21	48	34	9	0	0	0	0	0
20:45	106	29.9	25.3	4.5	0	0	0	17	41	41	6	1	0	0	0	0
21:00	65	30.8	25.4	5.7	0	0	1	12	26	16	7	3	0	0	0	0
21:15	45	30.6	25.2	5.9	0	0	3	7	14	15	5	1	0	0	0	0
21:30	48	30.8	26.3	4.7	0	0	0	6	16	19	7	0	0	0	0	0
21:45	26	29.8	25.4	4.3	0	0	0	2	15	6	3	0	0	0	0	0
22:00	56	28.7	24.3	4.4	0	0	0	11	28	15	1	1	0	0	0	0
22:15	27	29.6	25.4	4.8	0	0	0	4	12	9	1	1	0	0	0	0
22:30	20	30.3	27.3	3.5	0	0	0	0	7	11	2	0	0	0	0	0
22:45	5	-	20.5	7.7	0	0	2	1	0	2	0	0	0	0	0	0
23:00	8	-	22.9	5.1	0	0	1	1	4	2	0	0	0	0	0	0
23:15	7	-	24.9	2.9	0	0	0	0	5	2	0	0	0	0	0	0
23:30	6	-	24.3	4	0	0	0	1	3	2	0	0	0	0	0	0
23:45	5	-	24.5	4.4	0	0	0	1	2	2	0	0	0	0	0	0
12H,7-19	3073	25.9	20.3	6.2	36	235	327	999	1026	380	62	5	1	0	0	2
16H,6-22	4060	27.2	21.2	6.1	36	235	349	1233	1453	628	112	11	1	0	0	2
18H,6-24	4194	27.3	21.3	6.1	36	235	352	1252	1514	673	116	13	1	0	0	2
24H,0-24	4265	27.4	21.4	6.1	36	235	353	1266	1533	698	128	13	1	0	0	2

Time Period	Total Vehicles	85%ile Speed	Mean Speed	Stand Dev.	<6Mph	6-<11	11-<16	16-<21	21-<26	26-<31	31-<36	36-<41	41-<46	46-<51	51-<56	=>56
<b>Wed 20-Nov-19</b>																
00:00	4	-	27.3	6.4	0	0	0	1	0	2	1	0	0	0	0	0
00:15	5	-	25.5	3.1	0	0	0	0	3	2	0	0	0	0	0	0
00:30	4	-	28.5	7.1	0	0	0	1	0	1	2	0	0	0	0	0
00:45	4	-	24.8	2.8	0	0	0	0	3	1	0	0	0	0	0	0
01:00	3	-	26.8	7.6	0	0	0	1	0	1	1	0	0	0	0	0
01:15	4	-	29.8	2.8	0	0	0	0	0	3	1	0	0	0	0	0
01:30	4	-	23.5	1.6	0	0	0	0	4	0	0	0	0	0	0	0
01:45	5	-	26.5	4.6	0	0	0	0	3	1	1	0	0	0	0	0
02:00	4	-	28.5	1.6	0	0	0	0	0	4	0	0	0	0	0	0
02:15	4	-	27.3	4.9	0	0	0	0	2	1	1	0	0	0	0	0
02:30	3	-	21.8	3.1	0	0	0	1	2	0	0	0	0	0	0	0
02:45	4	-	24.8	6.4	0	0	0	1	2	0	1	0	0	0	0	0
03:00	6	-	27.7	5.1	0	0	0	1	0	4	1	0	0	0	0	0
03:15	7	-	27.1	6.4	0	0	1	0	0	5	1	0	0	0	0	0
03:30	3	-	26.8	7.6	0	0	0	1	0	1	1	0	0	0	0	0
03:45	4	-	26	3.2	0	0	0	0	2	2	0	0	0	0	0	0
04:00	0	-	-	-	0	0	0	0	0	0	0	0	0	0	0	0
04:15	4	-	28.5	4.2	0	0	0	0	1	2	1	0	0	0	0	0
04:30	0	-	-	-	0	0	0	0	0	0	0	0	0	0	0	0
04:45	3	-	28.5	1.7	0	0	0	0	0	3	0	0	0	0	0	0
05:00	0	-	-	-	0	0	0	0	0	0	0	0	0	0	0	0
05:15	3	-	28.5	1.7	0	0	0	0	0	3	0	0	0	0	0	0
05:30	5	-	24.5	2.6	0	0	0	0	4	1	0	0	0	0	0	0
05:45	7	-	28.5	3.2	0	0	0	0	1	5	1	0	0	0	0	0
06:00	2	-	31	3.5	0	0	0	0	0	1	1	0	0	0	0	0
06:15	3	-	30.2	3.1	0	0	0	0	0	2	1	0	0	0	0	0
06:30	7	-	20.6	13.5	0	2	2	0	1	0	1	0	1	0	0	0
06:45	9	-	19.6	4.4	0	0	2	3	4	0	0	0	0	0	0	0
07:00	12	27.8	25.2	3.5	0	0	0	0	9	2	1	0	0	0	0	0
07:15	9	-	18.5	6.2	0	1	2	3	2	1	0	0	0	0	0	0
07:30	20	24.9	21.5	3.7	0	0	1	7	11	1	0	0	0	0	0	0
07:45	32	29	23	5.3	0	0	1	14	5	11	1	0	0	0	0	0
08:00	33	25.5	21.7	4.2	0	0	2	12	15	4	0	0	0	0	0	0
08:15	27	26.5	20.7	6.3	0	2	5	4	11	5	0	0	0	0	0	0
08:30	30	25.5	22.3	4.1	0	0	3	4	20	3	0	0	0	0	0	0
08:45	29	26.3	22.8	4.8	0	0	1	9	14	3	2	0	0	0	0	0
09:00	55	29.4	25.2	3.9	0	0	0	6	26	21	2	0	0	0	0	0
09:15	44	25.9	23	3.8	0	0	0	12	25	6	1	0	0	0	0	0
09:30	41	25.5	22.8	3.6	0	0	0	11	26	3	1	0	0	0	0	0
09:45	55	25.8	23	3.8	0	0	2	9	37	6	1	0	0	0	0	0
10:00	51	27.6	22.8	4.5	0	0	3	13	23	12	0	0	0	0	0	0
10:15	43	30	25.5	4.6	0	0	0	8	13	19	3	0	0	0	0	0
10:30	46	28.5	23.7	4.8	0	0	3	7	23	11	2	0	0	0	0	0
10:45	40	29.3	24.5	5	0	1	1	5	16	16	1	0	0	0	0	0
11:00	56	28	22.9	4.7	0	0	3	16	23	13	1	0	0	0	0	0
11:15	53	30.4	24.3	5.6	0	0	0	18	16	12	6	1	0	0	0	0
11:30	38	28.8	24.3	4.5	0	0	0	7	22	5	4	0	0	0	0	0
11:45	38	28.4	24.4	3.7	0	0	0	5	22	10	1	0	0	0	0	0

Time Period	Total Vehicles	85%ile Speed	Mean Speed	Stand Dev.	<6Mph	6-<11	11-<16	16-<21	21-<26	26-<31	31-<36	36-<41	41-<46	46-<51	51-<56	=>56
<b>Wed 20-Nov-19</b>																
12:00	65	28.8	23.8	4.6	0	0	2	15	26	21	1	0	0	0	0	0
12:15	53	28.1	22.7	4.9	0	0	2	19	19	11	2	0	0	0	0	0
12:30	49	30.1	25.3	5	0	0	0	9	19	16	4	1	0	0	0	0
12:45	70	30.3	25.9	4.5	0	0	0	9	25	29	7	0	0	0	0	0
13:00	70	29.1	22.6	6.5	0	2	11	12	24	16	4	1	0	0	0	0
13:15	71	27.4	22.4	4.9	0	2	1	24	29	14	1	0	0	0	0	0
13:30	55	28.4	23.2	5.1	0	0	4	12	25	11	3	0	0	0	0	0
13:45	53	28.4	23.6	4.3	0	0	2	11	24	16	0	0	0	0	0	0
14:00	59	29.1	24.6	4.3	0	0	1	8	30	17	3	0	0	0	0	0
14:15	61	28.5	23.1	5.3	0	0	5	15	24	15	1	1	0	0	0	0
14:30	72	28.3	23.2	4.5	0	0	3	19	29	21	0	0	0	0	0	0
14:45	56	29.3	23.1	5.7	0	1	3	17	17	14	4	0	0	0	0	0
15:00	65	29.3	23.7	5.6	0	0	5	14	26	15	4	1	0	0	0	0
15:15	61	29.5	24.3	4.9	0	0	2	11	28	15	5	0	0	0	0	0
15:30	79	29.1	23.4	5.6	0	1	7	14	34	17	6	0	0	0	0	0
15:45	64	29.4	24.4	5	0	0	1	14	28	16	4	1	0	0	0	0
16:00	110	28	22.2	5.3	0	2	9	34	39	23	3	0	0	0	0	0
16:15	150	25.5	21.6	4.5	2	1	5	55	71	14	2	0	0	0	0	0
16:30	156	24.3	20.3	3.7	0	0	10	86	55	4	1	0	0	0	0	0
16:45	127	25.2	20.6	4.4	0	0	15	55	45	12	0	0	0	0	0	0
17:00	148	25.1	19.6	5.3	0	2	32	66	31	13	4	0	0	0	0	0
17:15	167	25.5	20.3	5.6	0	14	11	65	57	17	3	0	0	0	0	0
17:30	115	27.6	23.2	4.3	0	0	6	22	62	23	2	0	0	0	0	0
17:45	99	27.8	23	4.4	0	0	2	30	45	19	3	0	0	0	0	0
18:00	163	27	22.9	3.9	0	0	4	43	85	31	0	0	0	0	0	0
18:15	112	28	22.5	4.8	0	0	8	35	41	27	1	0	0	0	0	0
18:30	79	28.4	22.1	5.4	0	0	7	32	19	18	3	0	0	0	0	0
18:45	58	30.6	25.8	5.5	0	0	2	10	13	26	6	1	0	0	0	0
19:00	85	29.3	25.1	4	0	0	0	8	46	27	3	1	0	0	0	0
19:15	82	29.8	24.6	5.2	0	1	2	14	33	25	7	0	0	0	0	0
19:30	99	28.7	24.2	4.2	0	0	0	19	54	20	6	0	0	0	0	0
19:45	68	30.8	25.6	5.1	0	0	2	8	28	20	10	0	0	0	0	0
20:00	127	29.1	24.4	4.4	0	0	1	24	59	38	4	1	0	0	0	0
20:15	56	30.8	26.1	5.1	0	0	0	7	23	18	6	2	0	0	0	0
20:30	84	29.9	25.2	4.8	0	1	1	10	36	29	7	0	0	0	0	0
20:45	51	30.7	26.6	4.7	0	0	0	5	17	22	6	1	0	0	0	0
21:00	168	25.6	19.7	6.1	0	18	22	54	52	20	2	0	0	0	0	0
21:15	128	27	16.9	8.3	0	49	19	13	23	21	2	1	0	0	0	0
21:30	53	29.8	25.5	4.2	0	0	0	6	24	19	4	0	0	0	0	0
21:45	23	34.6	29.2	5.7	0	0	0	2	4	8	7	2	0	0	0	0
22:00	47	30.8	26.2	4.9	0	0	1	4	18	17	7	0	0	0	0	0
22:15	56	29.9	25.3	4.7	0	0	1	6	27	17	4	1	0	0	0	0
22:30	17	30.9	27.9	3.8	0	0	0	0	5	9	3	0	0	0	0	0
22:45	15	30.4	27.2	5.7	0	0	0	1	6	6	0	2	0	0	0	0
23:00	31	33.4	28.8	4.5	0	0	0	1	6	15	8	1	0	0	0	0
23:15	12	32.2	28.5	4	0	0	0	0	3	6	3	0	0	0	0	0
23:30	8	-	26.6	4.7	0	0	0	1	2	4	1	0	0	0	0	0
23:45	9	-	25.7	3.9	0	0	0	1	3	5	0	0	0	0	0	0
12H,7-19	3239	28.1	22.7	5	2	29	187	926	1329	655	104	7	0	0	0	0
16H,6-22	4284	28.5	22.8	5.4	2	100	238	1099	1733	925	171	15	1	0	0	0
18H,6-24	4479	28.7	23	5.4	2	100	240	1113	1803	1004	197	19	1	0	0	0
24H,0-24	4569	28.8	23.1	5.5	2	100	241	1120	1830	1046	210	19	1	0	0	0

Time Period	Total Vehicles	85%ile Speed	Mean Speed	Stand Dev.	<6Mph	6-<11	11-<16	16-<21	21-<26	26-<31	31-<36	36-<41	41-<46	46-<51	51-<56	=>56
<b>Thu 21-Nov-19</b>																
00:00	4	-	24.8	2.8	0	0	0	0	3	1	0	0	0	0	0	0
00:15	7	-	29.9	4	0	0	0	0	1	3	3	0	0	0	0	0
00:30	1	-	18.5	-	0	0	0	1	0	0	0	0	0	0	0	0
00:45	4	-	28.5	1.6	0	0	0	0	0	4	0	0	0	0	0	0
01:00	5	-	30.5	3.1	0	0	0	0	0	3	2	0	0	0	0	0
01:15	8	-	27.3	5.3	0	0	0	1	2	3	2	0	0	0	0	0
01:30	9	-	28.5	5.2	0	0	0	0	3	4	1	1	0	0	0	0
01:45	9	-	27.4	3.6	0	0	0	0	3	5	1	0	0	0	0	0
02:00	16	30.4	26	5	0	0	0	3	4	7	2	0	0	0	0	0
02:15	11	29.9	25.8	4.9	0	0	0	2	3	5	1	0	0	0	0	0
02:30	8	-	25.4	4.8	0	0	0	2	1	5	0	0	0	0	0	0
02:45	5	-	26.5	7.7	0	0	0	2	0	1	2	0	0	0	0	0
03:00	6	-	26.8	4.3	0	0	0	0	3	2	1	0	0	0	0	0
03:15	7	-	24.2	5.5	0	0	0	2	3	1	1	0	0	0	0	0
03:30	4	-	24.8	4.9	0	0	0	1	1	2	0	0	0	0	0	0
03:45	2	-	23.5	7.1	0	0	0	1	0	1	0	0	0	0	0	0
04:00	3	-	28.5	5	0	0	0	0	1	1	1	0	0	0	0	0
04:15	3	-	30.2	5.9	0	0	0	0	1	0	2	0	0	0	0	0
04:30	5	-	29.5	4.4	0	0	0	0	1	2	2	0	0	0	0	0
04:45	1	-	18.5	-	0	0	0	1	0	0	0	0	0	0	0	0
05:00	3	-	28.5	1.7	0	0	0	0	0	3	0	0	0	0	0	0
05:15	1	-	28.5	-	0	0	0	0	0	1	0	0	0	0	0	0
05:30	4	-	26	5.2	0	0	0	1	0	3	0	0	0	0	0	0
05:45	5	-	25.5	4.6	0	0	0	1	1	3	0	0	0	0	0	0
06:00	4	-	28.5	1.6	0	0	0	0	0	4	0	0	0	0	0	0
06:15	2	-	28.5	1.8	0	0	0	0	0	2	0	0	0	0	0	0
06:30	10	38.5	33	5.7	0	0	0	0	1	3	2	4	0	0	0	0
06:45	8	-	23.5	6.1	0	0	1	2	1	4	0	0	0	0	0	0
07:00	8	-	27.3	8.4	0	1	0	0	1	3	3	0	0	0	0	0
07:15	11	30.6	24.4	6	0	0	0	4	3	2	2	0	0	0	0	0
07:30	18	25.7	22.4	3.9	0	0	0	7	8	3	0	0	0	0	0	0
07:45	28	30.3	25.6	5	0	0	0	6	7	12	3	0	0	0	0	0
08:00	29	27.8	21.9	5	0	0	1	15	6	6	1	0	0	0	0	0
08:15	27	29.9	25.9	4.5	0	0	0	5	5	16	1	0	0	0	0	0
08:30	26	24.5	20.4	4	0	0	3	11	11	1	0	0	0	0	0	0
08:45	26	25.3	23.1	2.8	0	0	1	1	23	1	0	0	0	0	0	0
09:00	40	25.4	23.6	3.8	0	0	0	7	27	4	2	0	0	0	0	0
09:15	35	26.2	22.9	3.9	0	0	1	8	20	6	0	0	0	0	0	0
09:30	33	25.4	23.3	3	0	0	0	4	27	1	1	0	0	0	0	0
09:45	47	27.4	23.2	4.5	0	0	3	8	26	9	1	0	0	0	0	0
10:00	63	29.3	24.8	4.2	0	0	0	12	23	27	1	0	0	0	0	0
10:15	39	28.3	24.3	4	0	0	0	6	23	8	2	0	0	0	0	0
10:30	38	25.5	21.8	4.2	0	0	3	11	20	4	0	0	0	0	0	0
10:45	33	28.8	24.1	5.3	0	0	3	3	16	10	0	1	0	0	0	0
11:00	35	28	24.4	4.8	0	0	0	6	20	8	0	0	1	0	0	0
11:15	48	30	24.9	4.8	0	0	0	10	20	13	5	0	0	0	0	0
11:30	41	28.4	22.5	6.3	0	3	2	8	18	7	3	0	0	0	0	0
11:45	42	28	20.7	7.1	1	2	10	6	13	8	2	0	0	0	0	0

Time Period	Total Vehicles	85%ile Speed	Mean Speed	Stand Dev.	<6Mph	6-<11	11-<16	16-<21	21-<26	26-<31	31-<36	36-<41	41-<46	46-<51	51-<56	=>56
<b>Thu 21-Nov-19</b>																
12:00	35	28.7	23.5	5.6	0	0	2	9	15	6	2	1	0	0	0	0
12:15	48	28	22.4	5.4	0	2	1	16	17	11	1	0	0	0	0	0
12:30	60	29.2	24.3	4.6	0	0	1	12	26	18	3	0	0	0	0	0
12:45	50	29.2	24.5	4.9	1	0	0	6	26	14	3	0	0	0	0	0
13:00	57	29.1	23.9	4.7	0	0	0	16	24	13	4	0	0	0	0	0
13:15	70	29.6	24.9	5	0	1	3	8	24	32	2	0	0	0	0	0
13:30	46	29.2	25	4	0	0	1	4	22	18	1	0	0	0	0	0
13:45	35	29.8	24.9	4.7	0	0	0	7	14	11	3	0	0	0	0	0
14:00	72	30.1	25	5.2	0	1	1	13	23	28	6	0	0	0	0	0
14:15	68	29	23.8	5.4	0	2	3	8	36	14	5	0	0	0	0	0
14:30	66	29.1	23.3	5.6	0	1	5	13	28	14	5	0	0	0	0	0
14:45	42	28.6	24.3	4.1	0	0	1	5	23	12	1	0	0	0	0	0
15:00	67	30.1	24.8	5.3	0	0	3	10	28	19	6	1	0	0	0	0
15:15	82	27.1	22.9	4.6	0	1	3	19	43	14	2	0	0	0	0	0
15:30	68	26.2	20.1	6.6	1	6	13	11	26	10	1	0	0	0	0	0
15:45	74	28.6	23.6	4.7	0	0	2	19	33	16	4	0	0	0	0	0
16:00	141	26.4	22.3	4.6	0	1	4	51	62	19	3	1	0	0	0	0
16:15	125	28.2	22.7	5	0	0	6	44	43	29	1	2	0	0	0	0
16:30	132	25.8	21.6	4.9	0	2	13	39	60	16	2	0	0	0	0	0
16:45	126	26.2	21.6	4.6	0	0	12	44	50	19	1	0	0	0	0	0
17:00	147	25.6	21.9	4.6	0	1	11	42	76	13	4	0	0	0	0	0
17:15	154	10.7	9.3	6.2	16	121	14	1	0	0	0	0	0	0	0	2
17:30	155	12	8.9	3	25	101	27	2	0	0	0	0	0	0	0	0
17:45	148	14.6	10.7	4.8	7	95	32	8	1	5	0	0	0	0	0	0
18:00	119	27.4	23.1	4.6	0	0	2	35	59	17	5	1	0	0	0	0
18:15	142	24.5	19.8	4.7	1	0	28	55	51	5	2	0	0	0	0	0
18:30	109	26.6	22.6	4.1	0	0	5	29	56	19	0	0	0	0	0	0
18:45	99	28.3	23.6	4.3	0	0	2	24	46	25	2	0	0	0	0	0
19:00	124	25.2	21.2	4.6	0	1	14	39	61	6	3	0	0	0	0	0
19:15	86	28	23	4.9	0	0	5	23	39	14	5	0	0	0	0	0
19:30	77	28.1	23.5	4.5	0	0	1	20	38	14	4	0	0	0	0	0
19:45	46	30.1	26.7	4.1	0	0	0	3	15	25	2	1	0	0	0	0
20:00	89	29.8	25	4.6	0	0	1	15	37	29	7	0	0	0	0	0
20:15	97	29.1	24.3	4.4	0	0	1	19	45	27	5	0	0	0	0	0
20:30	103	27.7	23.8	4	0	0	1	18	62	18	4	0	0	0	0	0
20:45	70	30	25.7	4	0	0	0	5	35	24	6	0	0	0	0	0
21:00	45	26.8	23.2	5.3	1	0	3	4	29	5	3	0	0	0	0	0
21:15	54	32.8	27.2	5.3	0	0	0	7	14	20	12	1	0	0	0	0
21:30	37	28.3	23.4	4.3	0	0	0	12	14	11	0	0	0	0	0	0
21:45	41	30.4	25.6	5.4	0	0	2	4	16	14	4	1	0	0	0	0
22:00	71	29.6	25.3	4	0	0	0	5	41	19	6	0	0	0	0	0
22:15	36	30.1	25.9	4.6	0	0	0	6	10	17	3	0	0	0	0	0
22:30	19	30.1	25.1	6	0	0	0	5	7	4	2	1	0	0	0	0
22:45	13	29.9	26.6	4.6	0	0	0	1	5	5	2	0	0	0	0	0
23:00	13	34.3	28.5	6.9	0	0	1	1	2	2	7	0	0	0	0	0
23:15	9	-	29.6	4.3	0	0	0	0	1	6	1	1	0	0	0	0
23:30	8	-	30.4	5.5	0	0	0	0	2	2	3	1	0	0	0	0
23:45	4	-	28.5	4.2	0	0	0	0	1	2	1	0	0	0	0	0
12H,7-19	3204	27.7	21.1	6.8	52	341	222	688	1229	566	96	7	1	0	0	2
16H,6-22	4097	28.2	21.8	6.6	53	342	251	859	1636	786	153	14	1	0	0	2
18H,6-24	4270	28.4	21.9	6.6	53	342	252	877	1705	843	178	17	1	0	0	2
24H,0-24	4401	28.6	22.1	6.6	53	342	252	895	1736	903	199	18	1	0	0	2



Time Period	Total Vehicles	85%ile Speed	Mean Speed	Stand Dev.	<6Mph	6-<11	11-<16	16-<21	21-<26	26-<31	31-<36	36-<41	41-<46	46-<51	51-<56	=>56
<b>Fri 22-Nov-19</b>																
00:00	10	29.8	26.5	3.8	0	0	0	0	5	4	1	0	0	0	0	0
00:15	4	-	24.8	7.6	0	0	0	2	0	1	1	0	0	0	0	0
00:30	4	-	27.3	2.8	0	0	0	0	1	3	0	0	0	0	0	0
00:45	3	-	23.5	13.2	0	1	0	0	0	1	1	0	0	0	0	0
01:00	6	-	26.8	6.2	0	0	0	0	4	1	0	1	0	0	0	0
01:15	3	-	26.8	3.1	0	0	0	0	1	2	0	0	0	0	0	0
01:30	7	-	29.9	4	0	0	0	0	1	3	3	0	0	0	0	0
01:45	2	-	18.5	1.8	0	0	0	2	0	0	0	0	0	0	0	0
02:00	3	-	25.2	5.9	0	0	0	1	0	2	0	0	0	0	0	0
02:15	3	-	23.5	5	0	0	0	1	1	1	0	0	0	0	0	0
02:30	4	-	21	3.2	0	0	0	2	2	0	0	0	0	0	0	0
02:45	4	-	24.8	8.5	0	0	1	0	1	1	1	0	0	0	0	0
03:00	6	-	23.5	4.7	0	0	0	2	2	2	0	0	0	0	0	0
03:15	4	-	24.8	7.6	0	0	0	2	0	1	1	0	0	0	0	0
03:30	1	-	18.5	-	0	0	0	1	0	0	0	0	0	0	0	0
03:45	5	-	23.5	3.7	0	0	0	1	3	1	0	0	0	0	0	0
04:00	5	-	27.5	7.5	0	0	0	1	1	2	0	1	0	0	0	0
04:15	1	-	33.5	-	0	0	0	0	0	0	1	0	0	0	0	0
04:30	4	-	27.3	4.9	0	0	0	0	2	1	1	0	0	0	0	0
04:45	5	-	26.5	5.8	0	0	0	1	1	2	1	0	0	0	0	0
05:00	1	-	23.5	-	0	0	0	0	1	0	0	0	0	0	0	0
05:15	1	-	18.5	-	0	0	0	1	0	0	0	0	0	0	0	0
05:30	2	-	28.5	1.8	0	0	0	0	0	2	0	0	0	0	0	0
05:45	6	-	23.5	9	0	1	0	1	1	2	1	0	0	0	0	0
06:00	0	-	-	-	0	0	0	0	0	0	0	0	0	0	0	0
06:15	0	-	-	-	0	0	0	0	0	0	0	0	0	0	0	0
06:30	5	-	30.5	7.7	0	0	0	0	2	1	0	2	0	0	0	0
06:45	4	-	22.3	2.8	0	0	0	1	3	0	0	0	0	0	0	0
07:00	7	-	26.4	6.5	0	0	0	1	3	2	0	1	0	0	0	0
07:15	8	-	22.9	4.4	0	0	0	3	3	2	0	0	0	0	0	0
07:30	23	28.6	23.7	5.1	0	0	1	5	11	4	2	0	0	0	0	0
07:45	26	29.3	25	4.2	0	0	0	5	8	13	0	0	0	0	0	0
08:00	38	28.4	24.4	3.7	0	0	0	5	22	10	1	0	0	0	0	0
08:15	36	29.2	23.6	5.3	0	0	2	10	11	11	2	0	0	0	0	0
08:30	23	30	25.5	4.9	0	0	0	5	6	10	2	0	0	0	0	0
08:45	38	28	22.3	5.3	0	1	0	17	11	7	2	0	0	0	0	0
09:00	67	25.9	23.4	3.2	0	0	0	11	46	10	0	0	0	0	0	0
09:15	39	25.7	23.1	3.2	0	0	0	8	26	5	0	0	0	0	0	0
09:30	46	27	22.5	4.7	0	0	3	13	21	8	1	0	0	0	0	0
09:45	49	28.4	24.1	4	0	0	1	7	27	13	1	0	0	0	0	0
10:00	55	25.7	22.5	4.7	1	0	2	12	33	5	2	0	0	0	0	0
10:15	33	25.6	22.3	5.1	0	0	3	8	18	3	0	1	0	0	0	0
10:30	28	29.3	24.2	5.1	0	0	1	6	11	8	2	0	0	0	0	0
10:45	46	29.7	23.9	5.6	0	0	4	9	16	13	4	0	0	0	0	0
11:00	41	25.9	22.6	3.6	0	0	0	13	22	6	0	0	0	0	0	0
11:15	57	28	24.1	4.1	0	0	1	7	36	10	3	0	0	0	0	0
11:30	37	28.1	23.4	4.9	0	0	2	8	18	7	2	0	0	0	0	0
11:45	47	29.8	24.6	5.2	0	0	2	9	17	15	4	0	0	0	0	0

Time Period	Total Vehicles	85%ile Speed	Mean Speed	Stand Dev.	<6Mph	6-<11	11-<16	16-<21	21-<26	26-<31	31-<36	36-<41	41-<46	46-<51	51-<56	=>56
<b>Fri 22-Nov-19</b>																
12:00	49	26.7	22.4	4.7	0	1	1	16	22	8	1	0	0	0	0	0
12:15	53	29.3	23.9	5.4	0	0	2	14	20	13	3	1	0	0	0	0
12:30	45	30.1	24.8	4.9	0	0	0	10	18	12	5	0	0	0	0	0
12:45	57	29.3	25.2	4.1	0	1	0	3	29	23	1	0	0	0	0	0
13:00	48	30.5	25	5.5	0	0	2	10	14	16	6	0	0	0	0	0
13:15	58	29.9	25.8	4.3	0	0	0	8	18	29	3	0	0	0	0	0
13:30	63	29.6	24.6	4.8	0	0	2	11	25	21	4	0	0	0	0	0
13:45	58	29.7	24.4	5.3	0	0	2	13	22	16	4	1	0	0	0	0
14:00	71	29	24.1	4.5	0	0	0	16	35	15	5	0	0	0	0	0
14:15	78	29	23.6	5.4	0	1	6	12	34	21	4	0	0	0	0	0
14:30	58	28.4	23.6	5.3	0	0	2	15	26	12	2	0	1	0	0	0
14:45	63	28.6	23.9	4.4	0	0	2	12	29	19	1	0	0	0	0	0
15:00	84	29.7	24.3	5.3	0	0	5	16	29	28	6	0	0	0	0	0
15:15	68	26.7	22.3	4.9	0	0	2	29	25	9	2	1	0	0	0	0
15:30	80	26.8	22.9	4.8	0	0	4	21	41	9	5	0	0	0	0	0
15:45	71	29.8	24.1	5.4	0	0	4	16	24	21	6	0	0	0	0	0
16:00	106	26.9	21.7	5.1	0	2	10	33	41	19	1	0	0	0	0	0
16:15	103	26.6	21.8	4.6	0	0	7	39	39	17	1	0	0	0	0	0
16:30	98	27.1	22.6	4.3	0	0	1	36	42	17	2	0	0	0	0	0
16:45	92	26.6	21.1	5.1	1	0	8	42	25	14	2	0	0	0	0	0
17:00	128	25.9	21.9	4.1	0	0	2	57	50	18	1	0	0	0	0	0
17:15	115	25.9	20.5	5.2	0	3	16	45	34	17	0	0	0	0	0	0
17:30	89	28.4	23.3	4.5	0	0	1	28	35	23	2	0	0	0	0	0
17:45	83	26.8	22.7	4.6	0	0	3	26	39	13	1	1	0	0	0	0
18:00	132	25.5	21.9	4	0	0	4	51	63	12	2	0	0	0	0	0
18:15	77	28.3	23.4	4.9	0	0	1	24	34	13	4	1	0	0	0	0
18:30	71	27.4	22	5.3	0	0	7	25	25	10	4	0	0	0	0	0
18:45	31	29.7	24.1	5.3	0	0	1	8	11	8	3	0	0	0	0	0
19:00	62	29.6	24.4	5	0	0	3	10	27	17	5	0	0	0	0	0
19:15	44	29.2	24.5	4.5	0	0	1	7	20	14	2	0	0	0	0	0
19:30	51	29	24.5	4.1	0	0	0	9	25	15	2	0	0	0	0	0
19:45	32	30.4	25.1	5.5	0	0	2	4	12	10	4	0	0	0	0	0
20:00	52	29.7	24.9	4.6	0	0	1	7	24	16	4	0	0	0	0	0
20:15	69	29.1	24.4	4.2	0	0	0	14	30	23	2	0	0	0	0	0
20:30	26	32.6	26.4	5.9	0	0	0	5	8	7	5	1	0	0	0	0
20:45	18	28.8	24.6	4.3	0	0	0	3	9	5	1	0	0	0	0	0
21:00	34	29.7	26.1	3.6	0	0	0	2	13	18	1	0	0	0	0	0
21:15	29	32.4	25.4	7.1	0	0	4	2	10	7	4	2	0	0	0	0
21:30	17	32.2	27	5.1	0	0	0	2	5	6	4	0	0	0	0	0
21:45	17	30.9	25.6	5.2	0	0	0	3	7	4	3	0	0	0	0	0
22:00	41	30.3	25.1	5.4	0	0	1	7	17	11	4	1	0	0	0	0
22:15	26	30	24.8	6.3	0	0	0	8	9	5	2	2	0	0	0	0
22:30	18	30	26	4.2	0	0	0	1	9	6	2	0	0	0	0	0
22:45	22	33	27.4	5.7	0	0	0	2	8	7	3	2	0	0	0	0
23:00	22	30.5	25.8	5.9	0	0	1	3	7	8	2	1	0	0	0	0
23:15	18	30.4	26.8	4.4	0	0	0	2	4	10	2	0	0	0	0	0
23:30	9	-	26.3	4.6	0	0	0	2	0	7	0	0	0	0	0	0
23:45	3	-	30.2	12.6	0	0	0	1	0	1	0	0	1	0	0	0
12H,7-19	2873	28.4	23.1	4.9	2	9	117	798	1215	615	109	7	1	0	0	0
16H,6-22	3333	28.7	23.4	4.9	2	9	128	867	1410	758	146	12	1	0	0	0
18H,6-24	3492	28.9	23.5	5	2	9	130	893	1464	813	161	18	2	0	0	0
24H,0-24	3586	29	23.6	5	2	11	131	911	1491	845	173	20	2	0	0	0

Time Period	Total Vehicles	85%ile Speed	Mean Speed	Stand Dev.	<6Mph	6-<11	11-<16	16-<21	21-<26	26-<31	31-<36	36-<41	41-<46	46-<51	51-<56	=>56
<b>Sat 23-Nov-19</b>																
00:00	3	-	25.2	3.1	0	0	0	0	2	1	0	0	0	0	0	0
00:15	5	-	23.5	6.3	0	0	0	2	2	0	1	0	0	0	0	0
00:30	11	32.4	26.2	5.8	0	0	0	2	4	2	3	0	0	0	0	0
00:45	6	-	29.3	4	0	0	0	0	1	3	2	0	0	0	0	0
01:00	6	-	26	4.4	0	0	0	1	1	4	0	0	0	0	0	0
01:15	7	-	25.6	3.1	0	0	0	0	4	3	0	0	0	0	0	0
01:30	5	-	22.5	4.4	0	0	0	2	2	1	0	0	0	0	0	0
01:45	3	-	28.5	5	0	0	0	0	1	1	1	0	0	0	0	0
02:00	5	-	25.5	5.8	0	0	0	1	2	1	1	0	0	0	0	0
02:15	3	-	26.8	5.9	0	0	0	0	2	0	1	0	0	0	0	0
02:30	4	-	23.5	4.2	0	0	0	1	2	1	0	0	0	0	0	0
02:45	9	-	25.7	4.6	0	0	0	2	1	6	0	0	0	0	0	0
03:00	6	-	24.3	4	0	0	0	1	3	2	0	0	0	0	0	0
03:15	6	-	26.8	6.2	0	0	0	1	2	1	2	0	0	0	0	0
03:30	4	-	27.3	4.9	0	0	0	0	2	1	1	0	0	0	0	0
03:45	5	-	28.5	5.2	0	0	0	0	2	1	2	0	0	0	0	0
04:00	8	-	29.8	2.7	0	0	0	0	0	6	2	0	0	0	0	0
04:15	4	-	28.5	7.1	0	0	0	0	2	1	0	1	0	0	0	0
04:30	2	-	26	3.5	0	0	0	0	1	1	0	0	0	0	0	0
04:45	8	-	25.4	4	0	0	0	1	3	4	0	0	0	0	0	0
05:00	2	-	28.5	1.8	0	0	0	0	0	2	0	0	0	0	0	0
05:15	3	-	26.8	7.6	0	0	0	1	0	1	1	0	0	0	0	0
05:30	0	-	-	-	0	0	0	0	0	0	0	0	0	0	0	0
05:45	3	-	26.8	7.6	0	0	0	1	0	1	1	0	0	0	0	0
06:00	1	-	23.5	-	0	0	0	0	1	0	0	0	0	0	0	0
06:15	0	-	-	-	0	0	0	0	0	0	0	0	0	0	0	0
06:30	3	-	31.8	3.1	0	0	0	0	0	1	2	0	0	0	0	0
06:45	1	-	18.5	-	0	0	0	1	0	0	0	0	0	0	0	0
07:00	1	-	18.5	-	0	0	0	1	0	0	0	0	0	0	0	0
07:15	6	-	26	5.4	0	0	0	1	2	2	1	0	0	0	0	0
07:30	6	-	25.2	3	0	0	0	0	4	2	0	0	0	0	0	0
07:45	12	33.1	27.7	5.3	0	0	0	1	4	3	4	0	0	0	0	0
08:00	14	32.8	27.4	5.1	0	0	0	1	5	4	4	0	0	0	0	0
08:15	17	29.7	24.7	5.6	0	0	1	4	3	8	1	0	0	0	0	0
08:30	17	29.7	24.7	5.1	0	0	0	4	7	4	2	0	0	0	0	0
08:45	21	28.4	23	6.1	0	1	2	2	10	5	1	0	0	0	0	0
09:00	23	28.2	23.7	4.1	0	0	0	6	10	7	0	0	0	0	0	0
09:15	9	-	25.7	5.2	0	0	0	2	2	4	1	0	0	0	0	0
09:30	16	27.4	22.3	5.5	0	1	0	5	6	4	0	0	0	0	0	0
09:45	20	26.8	22.8	5.1	0	0	2	4	10	3	1	0	0	0	0	0
10:00	35	25.5	21.1	5	0	1	4	10	16	4	0	0	0	0	0	0
10:15	33	30.5	26.1	4.9	0	0	0	6	8	15	4	0	0	0	0	0
10:30	21	30.4	25.6	4.6	0	0	0	2	11	5	3	0	0	0	0	0
10:45	22	28.2	23.3	5.2	0	0	2	4	10	5	1	0	0	0	0	0
11:00	58	28.2	23.2	4.5	0	0	0	20	23	13	2	0	0	0	0	0
11:15	35	28.7	23.5	4.9	0	0	1	10	14	8	2	0	0	0	0	0
11:30	44	25.8	21.9	4.5	0	1	2	13	22	6	0	0	0	0	0	0
11:45	31	28.8	23.5	5	0	0	1	9	12	7	2	0	0	0	0	0

Time Period	Total Vehicles	85%ile Speed	Mean Speed	Stand Dev.	<6Mph	6-<11	11-<16	16-<21	21-<26	26-<31	31-<36	36-<41	41-<46	46-<51	51-<56	=>56
<b>Sat 23-Nov-19</b>																
12:00	35	29.3	23.8	5.6	0	0	4	5	13	11	2	0	0	0	0	0
12:15	46	29	23.8	4.7	0	0	0	14	18	11	3	0	0	0	0	0
12:30	46	27.6	23.3	4.6	0	1	2	6	26	11	0	0	0	0	0	0
12:45	44	27.4	21.8	5.5	1	0	2	18	14	7	2	0	0	0	0	0
13:00	43	30.5	26.1	4.9	0	0	2	2	16	18	5	0	0	0	0	0
13:15	34	28.8	24.5	4.9	0	0	1	4	20	6	2	1	0	0	0	0
13:30	22	25.6	21.9	4.2	0	0	1	8	10	3	0	0	0	0	0	0
13:45	29	29.8	25.1	4.9	0	0	0	7	8	12	2	0	0	0	0	0
14:00	33	30.6	26.1	5.5	0	0	2	3	9	14	5	0	0	0	0	0
14:15	36	29.8	25.4	4.6	0	0	1	4	13	16	2	0	0	0	0	0
14:30	28	29.7	24.4	5.5	0	0	2	5	9	10	2	0	0	0	0	0
14:45	23	25.6	22	4.4	0	0	2	6	12	3	0	0	0	0	0	0
15:00	33	30.1	25.6	4.6	0	0	0	5	12	13	3	0	0	0	0	0
15:15	45	29	24.2	4.7	0	0	2	7	21	13	2	0	0	0	0	0
15:30	37	25.9	22.7	4.4	0	0	0	14	17	4	2	0	0	0	0	0
15:45	34	29.7	25.3	4.5	0	0	1	2	18	10	3	0	0	0	0	0
16:00	35	30.4	24.1	6	0	1	1	7	15	6	5	0	0	0	0	0
16:15	40	28.5	23.6	4.5	0	0	1	10	17	11	1	0	0	0	0	0
16:30	38	28.3	23.9	5.3	0	1	0	7	21	6	2	1	0	0	0	0
16:45	35	29.5	24.5	4.7	0	0	0	8	15	9	3	0	0	0	0	0
17:00	53	29.7	25.5	4.1	0	0	0	6	23	21	3	0	0	0	0	0
17:15	58	28.4	23.8	4.4	0	0	1	13	28	14	2	0	0	0	0	0
17:30	53	27	22.3	4.8	0	0	3	19	21	8	2	0	0	0	0	0
17:45	37	30	25	4.8	0	0	0	7	16	10	4	0	0	0	0	0
18:00	28	32.3	26.7	5.3	0	0	0	3	11	8	5	1	0	0	0	0
18:15	24	29.3	23.9	5.3	0	0	1	6	9	6	2	0	0	0	0	0
18:30	39	28.4	23.9	4	0	0	0	9	18	12	0	0	0	0	0	0
18:45	43	28.3	23	5.1	0	0	3	11	18	9	2	0	0	0	0	0
19:00	37	29.2	24	4.8	0	0	0	11	13	11	2	0	0	0	0	0
19:15	21	28.8	24.7	4.1	0	0	0	3	11	6	1	0	0	0	0	0
19:30	14	30.3	25.6	4.9	0	0	0	2	6	4	2	0	0	0	0	0
19:45	20	29.4	25.5	4.9	0	0	0	3	8	8	0	1	0	0	0	0
20:00	12	32.2	26.4	5.6	0	0	0	2	4	3	3	0	0	0	0	0
20:15	12	29.5	25.6	7	0	0	1	2	3	4	1	1	0	0	0	0
20:30	12	29.1	25.6	3.6	0	0	0	1	5	6	0	0	0	0	0	0
20:45	13	28.8	26.2	6.4	0	0	1	1	4	5	1	1	0	0	0	0
21:00	9	-	29.6	5.6	0	0	0	0	3	2	3	1	0	0	0	0
21:15	14	31.7	26.4	5.3	0	0	0	2	5	4	3	0	0	0	0	0
21:30	18	32	26.6	4.8	0	0	0	1	9	4	4	0	0	0	0	0
21:45	7	-	23.5	4.3	0	0	0	2	3	2	0	0	0	0	0	0
22:00	23	27.3	22.4	5	0	0	1	9	8	4	1	0	0	0	0	0
22:15	6	-	23.5	4.7	0	0	0	2	2	2	0	0	0	0	0	0
22:30	5	-	25.5	3.1	0	0	0	0	3	2	0	0	0	0	0	0
22:45	11	33.1	26.2	7.6	0	0	1	2	2	3	2	1	0	0	0	0
23:00	10	29.8	26	4.4	0	0	0	1	4	4	1	0	0	0	0	0
23:15	7	-	26.4	4.1	0	0	0	1	1	5	0	0	0	0	0	0
23:30	5	-	28.5	5.2	0	0	0	0	2	1	2	0	0	0	0	0
23:45	5	-	28.5	7.2	0	0	0	1	0	3	0	1	0	0	0	0
12H,7-19	1492	29.4	24	5	1	7	47	321	627	391	95	3	0	0	0	0
16H,6-22	1686	29.6	24.2	5	1	7	49	352	702	451	117	7	0	0	0	0
18H,6-24	1758	29.6	24.2	5.1	1	7	51	368	724	475	123	9	0	0	0	0
24H,0-24	1876	29.7	24.4	5.1	1	7	51	384	763	519	141	10	0	0	0	0

Time Period	Total Vehicles	85%ile Speed	Mean Speed	Stand Dev.	<6Mph	6-<11	11-<16	16-<21	21-<26	26-<31	31-<36	36-<41	41-<46	46-<51	51-<56	=>56
<b>Sun 24-Nov-19</b>																
00:00	4	-	22.3	7.6	0	0	0	3	0	0	1	0	0	0	0	0
00:15	6	-	27.7	6	0	0	0	0	3	2	0	1	0	0	0	0
00:30	2	-	21	3.5	0	0	0	1	1	0	0	0	0	0	0	0
00:45	6	-	25.2	5.3	0	0	0	1	3	1	1	0	0	0	0	0
01:00	2	-	23.5	7.1	0	0	0	1	0	1	0	0	0	0	0	0
01:15	4	-	24.8	2.8	0	0	0	0	3	1	0	0	0	0	0	0
01:30	5	-	24.5	6.6	0	0	0	2	1	1	1	0	0	0	0	0
01:45	4	-	24.8	10.4	0	0	1	1	0	0	2	0	0	0	0	0
02:00	2	-	21	10.6	0	0	1	0	0	1	0	0	0	0	0	0
02:15	3	-	28.5	5	0	0	0	0	1	1	1	0	0	0	0	0
02:30	4	-	26	9.6	0	0	0	2	0	1	0	1	0	0	0	0
02:45	8	-	25.4	4	0	0	0	1	3	4	0	0	0	0	0	0
03:00	6	-	24.3	4	0	0	0	1	3	2	0	0	0	0	0	0
03:15	5	-	20.5	7.6	0	1	0	1	2	1	0	0	0	0	0	0
03:30	7	-	27.1	5.7	0	0	0	1	2	2	2	0	0	0	0	0
03:45	15	32.3	28.2	6.5	0	0	0	1	5	6	1	1	1	0	0	0
04:00	8	-	29.8	3.8	0	0	0	0	1	4	3	0	0	0	0	0
04:15	4	-	28.5	4.2	0	0	0	0	1	2	1	0	0	0	0	0
04:30	6	-	26.8	3	0	0	0	0	2	4	0	0	0	0	0	0
04:45	3	-	25.2	7.6	0	0	0	1	1	0	1	0	0	0	0	0
05:00	2	-	26	3.5	0	0	0	0	1	1	0	0	0	0	0	0
05:15	1	-	18.5	-	0	0	0	1	0	0	0	0	0	0	0	0
05:30	2	-	23.5	7.1	0	0	0	1	0	1	0	0	0	0	0	0
05:45	4	-	24.8	6.4	0	0	0	1	2	0	1	0	0	0	0	0
06:00	0	-	-	-	0	0	0	0	0	0	0	0	0	0	0	0
06:15	0	-	-	-	0	0	0	0	0	0	0	0	0	0	0	0
06:30	1	-	33.5	-	0	0	0	0	0	0	1	0	0	0	0	0
06:45	4	-	22.3	4.9	0	0	0	2	1	1	0	0	0	0	0	0
07:00	3	-	26.8	3.1	0	0	0	0	1	2	0	0	0	0	0	0
07:15	1	-	28.5	-	0	0	0	0	0	1	0	0	0	0	0	0
07:30	2	-	21	3.5	0	0	0	1	1	0	0	0	0	0	0	0
07:45	6	-	21.8	4.3	0	0	0	3	2	1	0	0	0	0	0	0
08:00	2	-	28.5	1.8	0	0	0	0	0	2	0	0	0	0	0	0
08:15	2	-	13.5	1.8	0	0	2	0	0	0	0	0	0	0	0	0
08:30	3	-	23.5	5	0	0	0	1	1	1	0	0	0	0	0	0
08:45	11	30.6	25.8	5.8	0	0	0	3	2	4	2	0	0	0	0	0
09:00	11	33.1	26.2	7	0	0	0	3	3	2	2	1	0	0	0	0
09:15	8	-	25.4	5.5	0	0	0	2	2	3	1	0	0	0	0	0
09:30	17	29.3	25	4.5	0	0	0	3	7	6	1	0	0	0	0	0
09:45	17	30.1	25.9	4.9	0	0	1	0	8	6	2	0	0	0	0	0
10:00	16	29.4	26	4.7	0	0	0	1	8	6	0	1	0	0	0	0
10:15	18	28.3	24.1	4.1	0	0	0	4	8	6	0	0	0	0	0	0
10:30	17	27.6	23.8	4.4	0	0	0	4	9	3	1	0	0	0	0	0
10:45	19	28.6	24.6	3.9	0	0	0	3	9	7	0	0	0	0	0	0
11:00	74	25.9	22.6	4.1	0	1	0	22	40	10	1	0	0	0	0	0
11:15	63	28.3	23	5.2	1	0	2	17	27	13	3	0	0	0	0	0
11:30	31	29.3	23.5	5.8	0	1	1	8	10	9	2	0	0	0	0	0
11:45	28	30.3	26.2	4.6	0	0	0	4	8	13	3	0	0	0	0	0

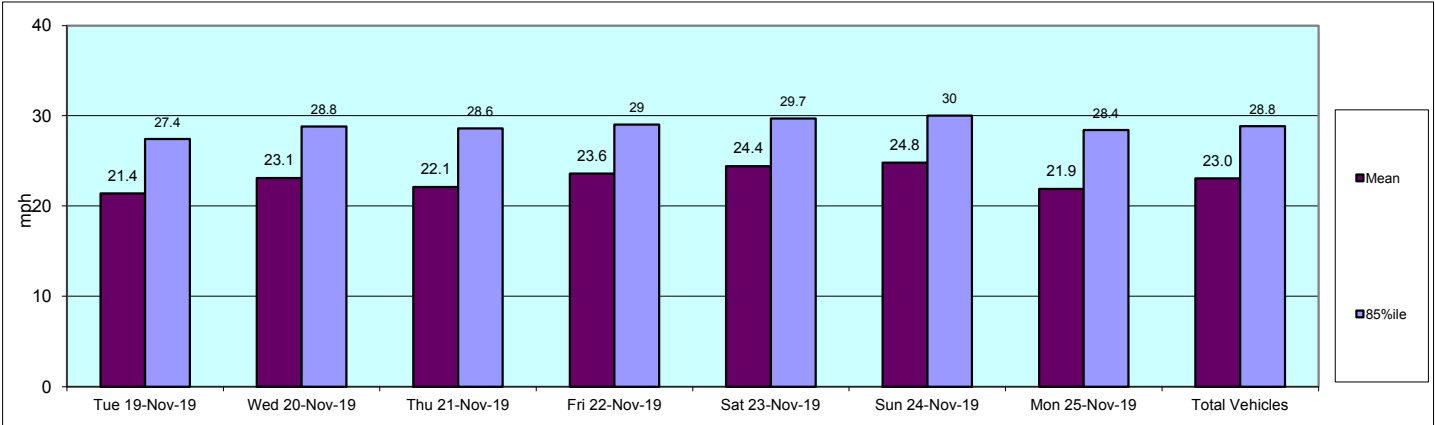
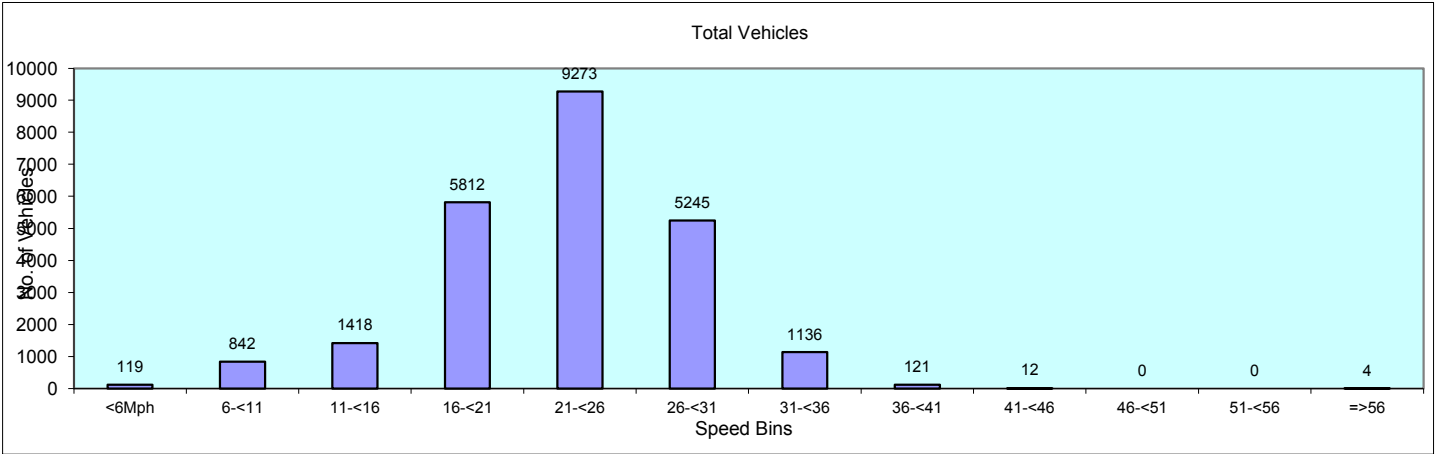
Time Period	Total Vehicles	85%ile Speed	Mean Speed	Stand Dev.	<6Mph	6-<11	11-<16	16-<21	21-<26	26-<31	31-<36	36-<41	41-<46	46-<51	51-<56	=>56
<b>Sun 24-Nov-19</b>																
12:00	21	30.3	26.8	4.2	0	0	0	2	5	12	2	0	0	0	0	0
12:15	29	31.2	25.6	4.8	0	0	0	3	16	5	5	0	0	0	0	0
12:30	32	29.5	24.8	4.8	0	0	1	6	10	14	1	0	0	0	0	0
12:45	51	28.7	23.5	5.1	0	0	3	11	24	9	4	0	0	0	0	0
13:00	37	30	24.9	5.3	0	0	1	9	9	15	3	0	0	0	0	0
13:15	33	28.7	23.7	5	0	0	3	5	13	12	0	0	0	0	0	0
13:30	33	28.5	23.3	5.1	0	0	3	6	14	9	1	0	0	0	0	0
13:45	27	30.8	28.1	3.7	0	0	0	1	4	18	4	0	0	0	0	0
14:00	30	30.3	27.2	4.6	0	0	0	0	13	14	2	0	1	0	0	0
14:15	19	25.4	21.9	4.7	0	0	2	5	9	3	0	0	0	0	0	0
14:30	47	29.7	23.9	6.1	0	0	5	9	15	14	3	1	0	0	0	0
14:45	35	29.1	24.5	4.6	0	0	1	5	17	10	2	0	0	0	0	0
15:00	48	27.7	23.2	4.2	0	0	0	15	22	10	1	0	0	0	0	0
15:15	39	28.9	23.6	4.9	0	0	2	10	12	15	0	0	0	0	0	0
15:30	47	29.7	25.5	5	0	0	2	6	12	26	0	1	0	0	0	0
15:45	28	29.3	24.4	5.5	0	0	1	6	11	8	1	1	0	0	0	0
16:00	48	30.3	25.8	5	0	0	3	2	18	20	5	0	0	0	0	0
16:15	68	26.2	22.5	4.6	0	0	2	23	32	9	1	1	0	0	0	0
16:30	41	29.9	25.1	5	0	0	0	8	17	12	3	1	0	0	0	0
16:45	38	28.3	23.5	5	0	0	2	8	19	6	3	0	0	0	0	0
17:00	71	28.1	23.5	4.3	0	0	0	20	34	14	3	0	0	0	0	0
17:15	60	27.3	22.3	4.6	0	0	4	19	24	13	0	0	0	0	0	0
17:30	37	30.4	25.3	5.7	0	0	0	8	15	9	4	0	1	0	0	0
17:45	21	25.8	23.7	3.6	0	0	0	3	15	2	1	0	0	0	0	0
18:00	35	28.4	24.1	4.2	0	0	1	5	19	9	1	0	0	0	0	0
18:15	44	31.6	26.2	5.5	0	0	0	6	18	12	7	0	1	0	0	0
18:30	31	30.1	25.6	5.8	1	0	0	2	13	12	2	1	0	0	0	0
18:45	32	30.5	26	4.8	0	0	1	2	13	12	4	0	0	0	0	0
19:00	47	29.4	25	4.3	0	0	1	5	22	17	2	0	0	0	0	0
19:15	57	30.3	25.6	5.1	0	0	1	9	19	22	5	1	0	0	0	0
19:30	24	29.1	25	4	0	0	0	3	12	8	1	0	0	0	0	0
19:45	19	31.8	27.2	4.6	0	0	0	1	7	7	4	0	0	0	0	0
20:00	17	30.9	27.3	5	0	0	0	1	6	7	2	1	0	0	0	0
20:15	18	29.4	25.7	3.8	0	0	0	1	9	7	1	0	0	0	0	0
20:30	21	30	26.6	4.3	0	0	0	0	11	8	1	1	0	0	0	0
20:45	16	30.4	26.9	4.2	0	0	0	1	5	8	2	0	0	0	0	0
21:00	11	33.1	29.4	4.6	0	0	0	0	2	6	2	1	0	0	0	0
21:15	14	34.5	29.2	5.7	0	0	0	1	2	7	2	2	0	0	0	0
21:30	9	-	28.5	7.2	0	0	0	1	2	4	1	0	1	0	0	0
21:45	14	34.5	28.9	6.5	0	0	1	0	2	7	2	2	0	0	0	0
22:00	16	33.6	26.9	6.1	0	0	0	2	7	2	4	1	0	0	0	0
22:15	8	-	29.1	5.1	0	0	0	0	2	4	1	1	0	0	0	0
22:30	8	-	25.4	7.1	0	0	1	1	2	2	2	0	0	0	0	0
22:45	6	-	26.8	11.3	0	1	0	1	0	1	2	1	0	0	0	0
23:00	5	-	30.5	7.6	0	0	0	1	0	1	2	1	0	0	0	0
23:15	7	-	29.2	4.7	0	0	0	0	2	2	3	0	0	0	0	0
23:30	7	-	25.6	5.8	0	0	0	1	4	0	2	0	0	0	0	0
23:45	3	-	31.8	12.6	0	0	0	1	0	0	1	0	1	0	0	0
12H,7-19	1431	29.5	24.3	5	2	2	43	284	589	419	81	8	3	0	0	0
16H,6-22	1703	29.8	24.6	5.1	2	2	46	309	689	528	107	16	4	0	0	0
18H,6-24	1763	29.9	24.8	5.2	2	3	47	316	706	540	124	20	5	0	0	0
24H,0-24	1876	30	24.8	5.2	2	4	49	336	741	576	139	23	6	0	0	0

Time Period	Total Vehicles	85%ile Speed	Mean Speed	Stand Dev.	<6Mph	6-<11	11-<16	16-<21	21-<26	26-<31	31-<36	36-<41	41-<46	46-<51	51-<56	=>56
<b>Mon 25-Nov-19</b>																
00:00	8	-	28.5	5.5	0	0	0	1	1	3	3	0	0	0	0	0
00:15	3	-	26.8	3.1	0	0	0	0	1	2	0	0	0	0	0	0
00:30	7	-	28.5	1.5	0	0	0	0	0	7	0	0	0	0	0	0
00:45	3	-	28.5	10	0	0	0	1	0	1	0	1	0	0	0	0
01:00	1	-	33.5	-	0	0	0	0	0	0	1	0	0	0	0	0
01:15	2	-	23.5	7.1	0	0	0	1	0	1	0	0	0	0	0	0
01:30	0	-	-	-	0	0	0	0	0	0	0	0	0	0	0	0
01:45	1	-	18.5	-	0	0	0	1	0	0	0	0	0	0	0	0
02:00	1	-	18.5	-	0	0	0	1	0	0	0	0	0	0	0	0
02:15	2	-	31	3.5	0	0	0	0	0	1	1	0	0	0	0	0
02:30	0	-	-	-	0	0	0	0	0	0	0	0	0	0	0	0
02:45	1	-	23.5	-	0	0	0	0	1	0	0	0	0	0	0	0
03:00	0	-	-	-	0	0	0	0	0	0	0	0	0	0	0	0
03:15	0	-	-	-	0	0	0	0	0	0	0	0	0	0	0	0
03:30	1	-	18.5	-	0	0	0	1	0	0	0	0	0	0	0	0
03:45	1	-	18.5	-	0	0	0	1	0	0	0	0	0	0	0	0
04:00	2	-	28.5	1.8	0	0	0	0	0	2	0	0	0	0	0	0
04:15	1	-	33.5	-	0	0	0	0	0	0	1	0	0	0	0	0
04:30	1	-	23.5	-	0	0	0	0	1	0	0	0	0	0	0	0
04:45	2	-	18.5	7.1	0	0	1	0	1	0	0	0	0	0	0	0
05:00	0	-	-	-	0	0	0	0	0	0	0	0	0	0	0	0
05:15	0	-	-	-	0	0	0	0	0	0	0	0	0	0	0	0
05:30	2	-	23.5	14.1	0	0	1	0	0	0	1	0	0	0	0	0
05:45	2	-	23.5	7.1	0	0	0	1	0	1	0	0	0	0	0	0
06:00	1	-	33.5	-	0	0	0	0	0	0	1	0	0	0	0	0
06:15	2	-	28.5	1.8	0	0	0	0	0	2	0	0	0	0	0	0
06:30	1	-	33.5	-	0	0	0	0	0	0	1	0	0	0	0	0
06:45	4	-	27.3	4.9	0	0	0	0	2	1	1	0	0	0	0	0
07:00	6	-	21	7.7	0	1	0	2	1	2	0	0	0	0	0	0
07:15	9	-	22.4	5.1	0	0	0	5	1	3	0	0	0	0	0	0
07:30	13	26.9	20	6	0	1	1	7	1	3	0	0	0	0	0	0
07:45	22	27.2	21.5	5.5	0	0	4	6	7	5	0	0	0	0	0	0
08:00	24	24.8	20.4	4.6	0	0	4	9	9	2	0	0	0	0	0	0
08:15	19	28.1	21.4	6	0	0	3	8	3	4	1	0	0	0	0	0
08:30	11	19.7	16.7	3.6	0	1	2	8	0	0	0	0	0	0	0	0
08:45	32	20.6	18.5	3.9	0	1	4	22	4	1	0	0	0	0	0	0
09:00	43	24.1	19.4	4.6	0	2	5	21	13	2	0	0	0	0	0	0
09:15	24	20.6	17.9	3.4	0	0	6	15	3	0	0	0	0	0	0	0
09:30	27	23.5	19.2	3.9	0	0	5	13	9	0	0	0	0	0	0	0
09:45	41	24.7	20	4.6	0	0	8	16	14	3	0	0	0	0	0	0
10:00	46	29	23	5.9	0	0	4	15	13	11	2	1	0	0	0	0
10:15	26	27.6	22.5	5.1	0	0	2	8	10	5	1	0	0	0	0	0
10:30	35	29.3	23.9	5.1	0	0	1	8	17	5	4	0	0	0	0	0
10:45	46	28.9	24.2	4.4	0	0	1	9	20	15	1	0	0	0	0	0
11:00	31	26.9	22.4	4.6	0	0	1	12	12	5	1	0	0	0	0	0
11:15	31	27.4	22.2	5.7	0	0	3	11	11	3	3	0	0	0	0	0
11:30	29	26.2	21.9	4.9	0	0	2	11	11	4	1	0	0	0	0	0
11:45	22	28.8	23.3	5.4	0	0	1	7	8	4	2	0	0	0	0	0

Time Period	Total Vehicles	85%ile Speed	Mean Speed	Stand Dev.	<6Mph	6-<11	11-<16	16-<21	21-<26	26-<31	31-<36	36-<41	41-<46	46-<51	51-<56	=>56
<b>Mon 25-Nov-19</b>																
12:00	46	29.2	24	5.4	0	1	3	5	20	15	2	0	0	0	0	0
12:15	49	28.6	23.5	4.8	0	0	3	10	21	14	1	0	0	0	0	0
12:30	38	30.4	24.7	5.6	0	0	2	7	14	10	5	0	0	0	0	0
12:45	51	29.8	25.9	4.3	0	0	0	6	18	25	1	1	0	0	0	0
13:00	31	28.4	23.7	5.4	0	0	3	4	15	8	0	1	0	0	0	0
13:15	46	28.5	23.4	5	0	0	3	10	20	11	2	0	0	0	0	0
13:30	38	29.6	24.7	5.2	0	0	3	4	14	15	2	0	0	0	0	0
13:45	28	32.1	26.4	5.2	0	0	0	4	10	8	6	0	0	0	0	0
14:00	59	27.4	22.9	5	0	0	3	17	28	6	5	0	0	0	0	0
14:15	41	28.4	23.7	4.3	0	0	1	9	18	13	0	0	0	0	0	0
14:30	53	25.7	20.7	5.2	0	1	7	22	15	7	1	0	0	0	0	0
14:45	53	29.8	24.7	5.4	0	0	2	11	17	19	3	1	0	0	0	0
15:00	63	29.3	24	5.2	0	0	4	13	22	21	3	0	0	0	0	0
15:15	51	28.7	23.2	5.4	0	0	5	10	23	9	4	0	0	0	0	0
15:30	56	28.5	24.5	3.7	0	0	0	7	32	16	1	0	0	0	0	0
15:45	76	27.8	23.2	4.3	0	0	0	24	35	14	3	0	0	0	0	0
16:00	117	25.4	20.3	5.3	0	3	23	35	43	12	1	0	0	0	0	0
16:15	101	28.2	22.8	4.9	0	0	4	36	36	21	4	0	0	0	0	0
16:30	90	25.5	20.8	4.8	0	0	11	40	28	9	2	0	0	0	0	0
16:45	104	25.1	20.1	4.9	0	1	22	33	39	9	0	0	0	0	0	0
17:00	130	21.8	15.4	5.9	3	26	49	29	20	2	0	1	0	0	0	0
17:15	163	14.5	10.3	3.9	19	83	51	9	0	1	0	0	0	0	0	0
17:30	107	22.9	16.7	5.8	1	17	30	36	17	6	0	0	0	0	0	0
17:45	97	25.9	21.8	4.1	0	0	4	39	40	14	0	0	0	0	0	0
18:00	119	25.3	20.3	4.8	0	0	21	47	38	12	1	0	0	0	0	0
18:15	90	28.4	22.4	5.7	0	3	7	24	32	21	3	0	0	0	0	0
18:30	62	29.7	24.3	5	0	0	1	15	25	15	6	0	0	0	0	0
18:45	88	27.7	23.8	4.3	0	1	1	13	54	16	2	1	0	0	0	0
19:00	53	27.6	23	4.8	0	0	3	13	26	8	3	0	0	0	0	0
19:15	58	29.2	24.4	4.4	0	0	0	12	26	17	3	0	0	0	0	0
19:30	63	28.3	23.3	5.1	0	0	7	7	33	13	3	0	0	0	0	0
19:45	99	29.2	24.5	4.9	0	0	0	21	48	23	5	1	1	0	0	0
20:00	55	29.4	24.7	4.6	0	0	2	7	25	18	3	0	0	0	0	0
20:15	48	29.6	24.5	5.2	0	0	1	12	15	17	2	1	0	0	0	0
20:30	28	32.6	26	7	0	0	3	3	7	9	4	2	0	0	0	0
20:45	29	29.7	24.5	5.6	0	0	0	10	6	11	1	1	0	0	0	0
21:00	65	30.3	25	5.5	0	1	1	10	28	17	7	1	0	0	0	0
21:15	64	29.1	23.7	5.1	0	0	1	20	23	16	3	1	0	0	0	0
21:30	29	30.5	25.9	5.1	0	0	0	4	12	9	3	1	0	0	0	0
21:45	29	29.2	23.7	5.3	0	0	1	9	9	8	2	0	0	0	0	0
22:00	51	29.8	25.2	4.4	0	0	0	8	22	17	4	0	0	0	0	0
22:15	42	30.8	26.1	5.5	0	0	0	8	12	16	4	2	0	0	0	0
22:30	18	33.3	27.7	5.4	0	0	0	2	5	5	6	0	0	0	0	0
22:45	18	32	25.4	5.6	0	0	0	4	7	3	4	0	0	0	0	0
23:00	7	-	23.5	7.2	0	0	0	4	1	0	2	0	0	0	0	0
23:15	6	-	23.5	5.6	0	0	0	2	3	0	1	0	0	0	0	0
23:30	12	29.5	26	6.4	0	0	0	3	3	4	1	1	0	0	0	0
23:45	2	-	26	10.6	0	0	0	1	0	0	1	0	0	0	0	0
12H,7-19	2584	27.4	21	6.2	23	142	320	732	861	426	74	6	0	0	0	0
16H,6-22	3212	28	21.7	6.1	23	143	339	860	1121	595	116	14	1	0	0	0
18H,6-24	3368	28.3	21.8	6.2	23	143	339	892	1174	640	139	17	1	0	0	0
24H,0-24	3409	28.4	21.9	6.2	23	143	341	900	1179	658	146	18	1	0	0	0



Time Period	Total Vehicles	85%ile Speed	Mean Speed	Stand Dev.	<6Mph	6-<11	11-<16	16-<21	21-<26	26-<31	31-<36	36-<41	41-<46	46-<51	51-<56	=>56
<b>Daily Totals</b>																
Tue 19-Nov-19	4265	27.4	21.4	6.1	36	235	353	1266	1533	698	128	13	1	0	0	2
Wed 20-Nov-19	4569	28.8	23.1	5.5	2	100	241	1120	1830	1046	210	19	1	0	0	0
Thu 21-Nov-19	4401	28.6	22.1	6.6	53	342	252	895	1736	903	199	18	1	0	0	2
Fri 22-Nov-19	3586	29	23.6	5	2	11	131	911	1491	845	173	20	2	0	0	0
Sat 23-Nov-19	1876	29.7	24.4	5.1	1	7	51	384	763	519	141	10	0	0	0	0
Sun 24-Nov-19	1876	30	24.8	5.2	2	4	49	336	741	576	139	23	6	0	0	0
Mon 25-Nov-19	3409	28.4	21.9	6.2	23	143	341	900	1179	658	146	18	1	0	0	0
<b>Total Vehicles</b>																
[--]	23982	28.8	23.0	5.7	119	842	1418	5812	9273	5245	1136	121	12	0	0	4



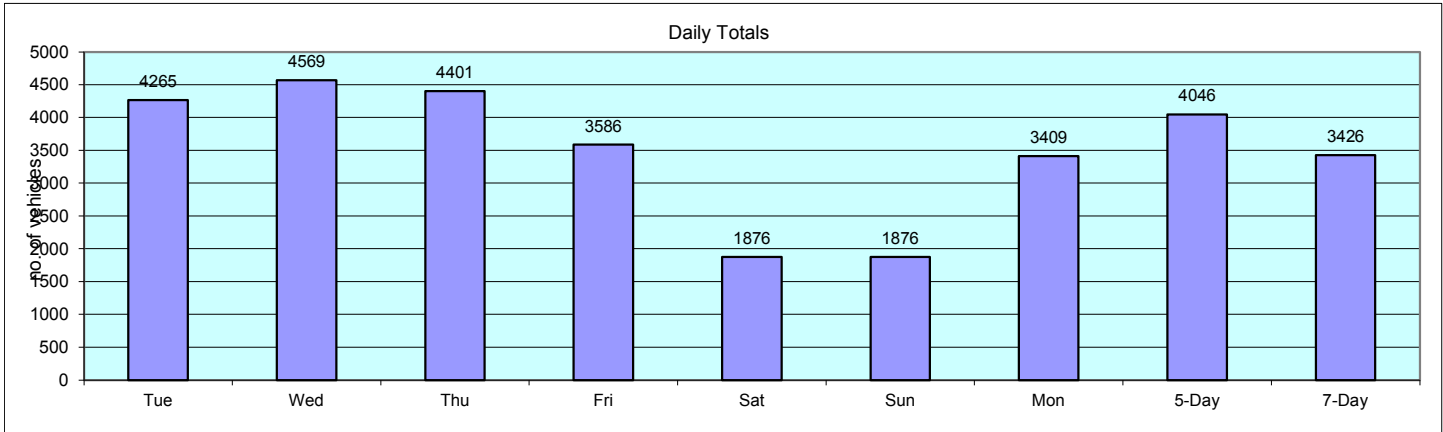
Channel: Southbound

TIME PERIOD	Tue 19/11/19	Wed 20/11/19	Thu 21/11/19	Fri 22/11/19	Sat 23/11/19	Sun 24/11/19	Mon 25/11/19	5-Day Av	7-Day Av
<b>Week Begin: 19-Nov-19</b>									
00:00	2	4	4	10	3	4	8	6	5
00:15	4	5	7	4	5	6	3	5	5
00:30	3	4	1	4	11	2	7	4	5
00:45	2	4	4	3	6	6	3	3	4
01:00	4	3	5	6	6	2	1	4	4
01:15	4	4	8	3	7	4	2	4	5
01:30	5	4	9	7	5	5	0	5	5
01:45	4	5	9	2	3	4	1	4	4
02:00	3	4	16	3	5	2	1	5	5
02:15	4	4	11	3	3	3	2	5	4
02:30	2	3	8	4	4	4	0	3	4
02:45	4	4	5	4	9	8	1	4	5
03:00	5	6	6	6	6	6	0	5	5
03:15	4	7	7	4	6	5	0	4	5
03:30	3	3	4	1	4	7	1	2	3
03:45	2	4	2	5	5	15	1	3	5
04:00	1	0	3	5	8	8	2	2	4
04:15	1	4	3	1	4	4	1	2	3
04:30	0	0	5	4	2	6	1	2	3
04:45	1	3	1	5	8	3	2	2	3
05:00	0	0	3	1	2	2	0	1	1
05:15	1	3	1	1	3	1	0	1	1
05:30	4	5	4	2	0	2	2	3	3
05:45	8	7	5	6	3	4	2	6	5
06:00	3	2	4	0	1	0	1	2	2
06:15	4	3	2	0	0	0	2	2	2
06:30	4	7	10	5	3	1	1	5	4
06:45	9	9	8	4	1	4	4	7	6
07:00	7	12	8	7	1	3	6	8	6
07:15	16	9	11	8	6	1	9	11	9
07:30	25	20	18	23	6	2	13	20	15
07:45	32	32	28	26	12	6	22	28	23
08:00	26	33	29	38	14	2	24	30	24
08:15	26	27	27	36	17	2	19	27	22
08:30	28	30	26	23	17	3	11	24	20
08:45	23	29	26	38	21	11	32	30	26
09:00	51	55	40	67	23	11	43	51	41
09:15	40	44	35	39	9	8	24	36	28
09:30	40	41	33	46	16	17	27	37	31
09:45	57	55	47	49	20	17	41	50	41
10:00	48	51	63	55	35	16	46	53	45
10:15	31	43	39	33	33	18	26	34	32
10:30	43	46	38	28	21	17	35	38	33
10:45	32	40	33	46	22	19	46	39	34
11:00	51	56	35	41	58	74	31	43	49
11:15	46	53	48	57	35	63	31	47	48
11:30	43	38	41	37	44	31	29	38	38
11:45	21	38	42	47	31	28	22	34	33

Channel: Southbound

	Tue	Wed	Thu	Fri	Sat	Sun	Mon	5-Day	7-Day
TIME PERIOD	19/11/19	20/11/19	21/11/19	22/11/19	23/11/19	24/11/19	25/11/19	Av	Av
<b>Week Begin: 19-Nov-19</b>									
12:00	43	65	35	49	35	21	46	48	42
12:15	49	53	48	53	46	29	49	50	47
12:30	35	49	60	45	46	32	38	45	44
12:45	67	70	50	57	44	51	51	59	56
13:00	53	70	57	48	43	37	31	52	48
13:15	61	71	70	58	34	33	46	61	53
13:30	42	55	46	63	22	33	38	49	43
13:45	37	53	35	58	29	27	28	42	38
14:00	67	59	72	71	33	30	59	66	56
14:15	56	61	68	78	36	19	41	61	51
14:30	56	72	66	58	28	47	53	61	54
14:45	43	56	42	63	23	35	53	51	45
15:00	72	65	67	84	33	48	63	70	62
15:15	66	61	82	68	45	39	51	66	59
15:30	84	79	68	80	37	47	56	73	64
15:45	80	64	74	71	34	28	76	73	61
16:00	117	110	141	106	35	48	117	118	96
16:15	144	150	125	103	40	68	101	125	104
16:30	125	156	132	98	38	41	90	120	97
16:45	118	127	126	92	35	38	104	113	91
17:00	133	148	147	128	53	71	130	137	116
17:15	130	167	154	115	58	60	163	146	121
17:30	176	115	155	89	53	37	107	128	105
17:45	111	99	148	83	37	21	97	108	85
18:00	131	163	119	132	28	35	119	133	104
18:15	102	112	142	77	24	44	90	105	84
18:30	85	79	109	71	39	31	62	81	68
18:45	104	58	99	31	43	32	88	76	65
19:00	113	85	124	62	37	47	53	87	74
19:15	108	82	86	44	21	57	58	76	65
19:30	69	99	77	51	14	24	63	72	57
19:45	86	68	46	32	20	19	99	66	53
20:00	82	127	89	52	12	17	55	81	62
20:15	107	56	97	69	12	18	48	75	58
20:30	112	84	103	26	12	21	28	71	55
20:45	106	51	70	18	13	16	29	55	43
21:00	65	168	45	34	9	11	65	75	57
21:15	45	128	54	29	14	14	64	64	50
21:30	48	53	37	17	18	9	29	37	30
21:45	26	23	41	17	7	14	29	27	22
22:00	56	47	71	41	23	16	51	53	44
22:15	27	56	36	26	6	8	42	37	29
22:30	20	17	19	18	5	8	18	18	15
22:45	5	15	13	22	11	6	18	15	13
23:00	8	31	13	22	10	5	7	16	14
23:15	7	12	9	18	7	7	6	10	9
23:30	6	8	8	9	5	7	12	9	8
23:45	5	9	4	3	5	3	2	5	4
<b>12H,7-19</b>	<b>3073</b>	<b>3239</b>	<b>3204</b>	<b>2873</b>	<b>1492</b>	<b>1431</b>	<b>2584</b>	<b>2995</b>	<b>2557</b>
<b>16H,6-22</b>	<b>4060</b>	<b>4284</b>	<b>4097</b>	<b>3333</b>	<b>1686</b>	<b>1703</b>	<b>3212</b>	<b>3797</b>	<b>3196</b>
<b>18H,6-24</b>	<b>4194</b>	<b>4479</b>	<b>4270</b>	<b>3492</b>	<b>1758</b>	<b>1763</b>	<b>3368</b>	<b>3961</b>	<b>3332</b>
<b>24H,0-24</b>	<b>4265</b>	<b>4569</b>	<b>4401</b>	<b>3586</b>	<b>1876</b>	<b>1876</b>	<b>3409</b>	<b>4046</b>	<b>3426</b>
<b>Am</b>	<b>09:00</b>	<b>10:30</b>	<b>09:45</b>	<b>09:00</b>	<b>11:00</b>	<b>11:00</b>	<b>10:00</b>		
<b>Peak</b>	<b>188</b>	<b>195</b>	<b>187</b>	<b>201</b>	<b>168</b>	<b>196</b>	<b>153</b>		
<b>Pm</b>	<b>16:45</b>	<b>16:30</b>	<b>17:00</b>	<b>16:30</b>	<b>17:00</b>	<b>16:15</b>	<b>16:45</b>		
<b>Peak</b>	<b>557</b>	<b>598</b>	<b>604</b>	<b>433</b>	<b>201</b>	<b>218</b>	<b>504</b>		

TIME PERIOD	Tue 19/11/19	Wed 20/11/19	Thu 21/11/19	Fri 22/11/19	Sat 23/11/19	Sun 24/11/19	Mon 25/11/19	5-Day Av	7-Day Av
-------------	-----------------	-----------------	-----------------	-----------------	-----------------	-----------------	-----------------	-------------	-------------



24786 UNIVERSITY OF BATH										
NOVEMBER 2019										
Site	Location	Direction	Start Date	End Date	Posted Speed Limit (PSL)	Total Vehicles	5 Day Ave.	7 Day Ave.	Average 85%ile Speed	Average Mean Speed
Site No: 24786002	Site 2, Quarry Road, Bath (Warning Sign) ST 76818 64599	Channel: Northbound	Tue 19-Nov-19	Mon 25-Nov-19	20	6971	1252	996	23.5	19.3
		Channel: Southbound	Tue 19-Nov-19	Mon 25-Nov-19		6779	1223	968	26.4	22.2

Tue 19-Nov-19 to Mon 25-Nov-19

Channel: Northbound

TIME PERIOD	TOTAL VEHICLES	MOTOR-CYCLES	MOTOR-CYCLES%	CARS	CARS %	LGV	LGV %	HGV	HGV %	BUS	BUS %
<b>Tue 19-Nov-19</b>											
00:00	0	0	-	0	-	0	-	0	-	0	-
00:15	1	0	0.0	1	100.0	0	0.0	0	0.0	0	0.0
00:30	2	0	0.0	2	100.0	0	0.0	0	0.0	0	0.0
00:45	1	0	0.0	1	100.0	0	0.0	0	0.0	0	0.0
01:00	1	0	0.0	1	100.0	0	0.0	0	0.0	0	0.0
01:15	0	0	-	0	-	0	-	0	-	0	-
01:30	0	0	-	0	-	0	-	0	-	0	-
01:45	0	0	-	0	-	0	-	0	-	0	-
02:00	0	0	-	0	-	0	-	0	-	0	-
02:15	1	0	0.0	0	0.0	1	100.0	0	0.0	0	0.0
02:30	1	0	0.0	1	100.0	0	0.0	0	0.0	0	0.0
02:45	1	0	0.0	1	100.0	0	0.0	0	0.0	0	0.0
03:00	0	0	-	0	-	0	-	0	-	0	-
03:15	2	0	0.0	2	100.0	0	0.0	0	0.0	0	0.0
03:30	0	0	-	0	-	0	-	0	-	0	-
03:45	0	0	-	0	-	0	-	0	-	0	-
04:00	0	0	-	0	-	0	-	0	-	0	-
04:15	2	0	0.0	2	100.0	0	0.0	0	0.0	0	0.0
04:30	2	0	0.0	2	100.0	0	0.0	0	0.0	0	0.0
04:45	18	2	11.1	14	77.8	2	11.1	0	0.0	0	0.0
05:00	4	1	25.0	3	75.0	0	0.0	0	0.0	0	0.0
05:15	2	0	0.0	0	0.0	2	100.0	0	0.0	0	0.0
05:30	4	0	0.0	3	75.0	0	0.0	1	25.0	0	0.0
05:45	3	0	0.0	2	66.7	1	33.3	0	0.0	0	0.0
06:00	6	0	0.0	5	83.3	1	16.7	0	0.0	0	0.0
06:15	7	0	0.0	3	42.9	3	42.9	1	14.3	0	0.0
06:30	8	0	0.0	5	62.5	3	37.5	0	0.0	0	0.0
06:45	17	1	5.9	14	82.4	2	11.8	0	0.0	0	0.0
07:00	18	0	0.0	16	88.9	2	11.1	0	0.0	0	0.0
07:15	23	4	17.4	18	78.3	1	4.4	0	0.0	0	0.0
07:30	32	0	0.0	28	87.5	2	6.3	2	6.3	0	0.0
07:45	60	2	3.3	56	93.3	1	1.7	1	1.7	0	0.0
08:00	58	4	6.9	50	86.2	3	5.2	1	1.7	0	0.0
08:15	67	0	0.0	67	100.0	0	0.0	0	0.0	0	0.0
08:30	116	2	1.7	114	98.3	0	0.0	0	0.0	0	0.0
08:45	128	2	1.6	119	93.0	5	3.9	1	0.8	1	0.8
09:00	115	2	1.7	108	93.9	5	4.4	0	0.0	0	0.0
09:15	60	1	1.7	57	95.0	2	3.3	0	0.0	0	0.0
09:30	31	3	9.7	28	90.3	0	0.0	0	0.0	0	0.0
09:45	34	2	5.9	30	88.2	2	5.9	0	0.0	0	0.0
10:00	23	1	4.4	20	87.0	2	8.7	0	0.0	0	0.0
10:15	22	1	4.6	21	95.5	0	0.0	0	0.0	0	0.0
10:30	16	2	12.5	14	87.5	0	0.0	0	0.0	0	0.0
10:45	8	1	12.5	5	62.5	2	25.0	0	0.0	0	0.0
11:00	22	3	13.6	18	81.8	1	4.6	0	0.0	0	0.0
11:15	8	0	0.0	8	100.0	0	0.0	0	0.0	0	0.0
11:30	10	2	20.0	6	60.0	2	20.0	0	0.0	0	0.0
11:45	18	0	0.0	15	83.3	3	16.7	0	0.0	0	0.0

TIME PERIOD	TOTAL VEHICLES	MOTOR-CYCLES	MOTOR-CYCLES%	CARS	CARS %	LGV	LGV %	HGV	HGV %	BUS	BUS %
<b>Tue 19-Nov-19</b>											
12:00	12	0	0.0	10	83.3	2	16.7	0	0.0	0	0.0
12:15	9	3	33.3	6	66.7	0	0.0	0	0.0	0	0.0
12:30	8	0	0.0	8	100.0	0	0.0	0	0.0	0	0.0
12:45	10	0	0.0	10	100.0	0	0.0	0	0.0	0	0.0
13:00	14	2	14.3	11	78.6	1	7.1	0	0.0	0	0.0
13:15	11	0	0.0	11	100.0	0	0.0	0	0.0	0	0.0
13:30	15	0	0.0	11	73.3	4	26.7	0	0.0	0	0.0
13:45	16	0	0.0	14	87.5	2	12.5	0	0.0	0	0.0
14:00	12	0	0.0	12	100.0	0	0.0	0	0.0	0	0.0
14:15	9	1	11.1	8	88.9	0	0.0	0	0.0	0	0.0
14:30	3	0	0.0	3	100.0	0	0.0	0	0.0	0	0.0
14:45	3	0	0.0	3	100.0	0	0.0	0	0.0	0	0.0
15:00	6	0	0.0	5	83.3	1	16.7	0	0.0	0	0.0
15:15	5	0	0.0	3	60.0	2	40.0	0	0.0	0	0.0
15:30	8	0	0.0	7	87.5	1	12.5	0	0.0	0	0.0
15:45	14	0	0.0	12	85.7	1	7.1	1	7.1	0	0.0
16:00	10	1	10.0	8	80.0	1	10.0	0	0.0	0	0.0
16:15	8	0	0.0	8	100.0	0	0.0	0	0.0	0	0.0
16:30	6	0	0.0	5	83.3	0	0.0	1	16.7	0	0.0
16:45	8	1	12.5	7	87.5	0	0.0	0	0.0	0	0.0
17:00	12	1	8.3	9	75.0	2	16.7	0	0.0	0	0.0
17:15	14	0	0.0	14	100.0	0	0.0	0	0.0	0	0.0
17:30	13	0	0.0	12	92.3	1	7.7	0	0.0	0	0.0
17:45	18	0	0.0	18	100.0	0	0.0	0	0.0	0	0.0
18:00	21	0	0.0	20	95.2	1	4.8	0	0.0	0	0.0
18:15	12	0	0.0	11	91.7	1	8.3	0	0.0	0	0.0
18:30	16	1	6.3	14	87.5	1	6.3	0	0.0	0	0.0
18:45	7	0	0.0	7	100.0	0	0.0	0	0.0	0	0.0
19:00	10	0	0.0	10	100.0	0	0.0	0	0.0	0	0.0
19:15	5	0	0.0	5	100.0	0	0.0	0	0.0	0	0.0
19:30	8	0	0.0	8	100.0	0	0.0	0	0.0	0	0.0
19:45	10	0	0.0	9	90.0	1	10.0	0	0.0	0	0.0
20:00	3	0	0.0	2	66.7	1	33.3	0	0.0	0	0.0
20:15	3	0	0.0	3	100.0	0	0.0	0	0.0	0	0.0
20:30	3	0	0.0	1	33.3	2	66.7	0	0.0	0	0.0
20:45	3	0	0.0	3	100.0	0	0.0	0	0.0	0	0.0
21:00	4	1	25.0	3	75.0	0	0.0	0	0.0	0	0.0
21:15	2	0	0.0	2	100.0	0	0.0	0	0.0	0	0.0
21:30	3	0	0.0	2	66.7	1	33.3	0	0.0	0	0.0
21:45	0	0	-	0	-	0	-	0	-	0	-
22:00	2	0	0.0	2	100.0	0	0.0	0	0.0	0	0.0
22:15	0	0	-	0	-	0	-	0	-	0	-
22:30	6	0	0.0	6	100.0	0	0.0	0	0.0	0	0.0
22:45	1	0	0.0	1	100.0	0	0.0	0	0.0	0	0.0
23:00	3	0	0.0	3	100.0	0	0.0	0	0.0	0	0.0
23:15	0	0	-	0	-	0	-	0	-	0	-
23:30	1	0	0.0	1	100.0	0	0.0	0	0.0	0	0.0
23:45	2	0	0.0	2	100.0	0	0.0	0	0.0	0	0.0
<b>12H,7-19</b>	<b>1169</b>	<b>42</b>	<b>3.6</b>	<b>1065</b>	<b>91.1</b>	<b>54</b>	<b>4.6</b>	<b>7</b>	<b>0.6</b>	<b>1</b>	<b>0.1</b>
<b>16H,6-22</b>	<b>1261</b>	<b>44</b>	<b>3.5</b>	<b>1140</b>	<b>90.4</b>	<b>68</b>	<b>5.4</b>	<b>8</b>	<b>0.6</b>	<b>1</b>	<b>0.1</b>
<b>18H,6-24</b>	<b>1276</b>	<b>44</b>	<b>3.5</b>	<b>1155</b>	<b>90.5</b>	<b>68</b>	<b>5.3</b>	<b>8</b>	<b>0.6</b>	<b>1</b>	<b>0.1</b>
<b>24H,0-24</b>	<b>1321</b>	<b>47</b>	<b>3.6</b>	<b>1190</b>	<b>90.1</b>	<b>74</b>	<b>5.6</b>	<b>9</b>	<b>0.7</b>	<b>1</b>	<b>0.1</b>

Tue 19-Nov-19 to Mon 25-Nov-19

Channel: Northbound

TIME PERIOD	TOTAL VEHICLES	MOTOR-CYCLES	MOTOR-CYCLES%	CARS	CARS %	LGV	LGV %	HGV	HGV %	BUS	BUS %
<b>Wed 20-Nov-19</b>											
00:00	1	0	0.0	1	100.0	0	0.0	0	0.0	0	0.0
00:15	1	0	0.0	1	100.0	0	0.0	0	0.0	0	0.0
00:30	1	0	0.0	1	100.0	0	0.0	0	0.0	0	0.0
00:45	1	0	0.0	1	100.0	0	0.0	0	0.0	0	0.0
01:00	1	0	0.0	1	100.0	0	0.0	0	0.0	0	0.0
01:15	2	0	0.0	2	100.0	0	0.0	0	0.0	0	0.0
01:30	1	0	0.0	1	100.0	0	0.0	0	0.0	0	0.0
01:45	0	0	-	0	-	0	-	0	-	0	-
02:00	0	0	-	0	-	0	-	0	-	0	-
02:15	1	0	0.0	1	100.0	0	0.0	0	0.0	0	0.0
02:30	0	0	-	0	-	0	-	0	-	0	-
02:45	0	0	-	0	-	0	-	0	-	0	-
03:00	2	0	0.0	2	100.0	0	0.0	0	0.0	0	0.0
03:15	0	0	-	0	-	0	-	0	-	0	-
03:30	0	0	-	0	-	0	-	0	-	0	-
03:45	1	0	0.0	1	100.0	0	0.0	0	0.0	0	0.0
04:00	2	0	0.0	2	100.0	0	0.0	0	0.0	0	0.0
04:15	1	0	0.0	1	100.0	0	0.0	0	0.0	0	0.0
04:30	5	0	0.0	5	100.0	0	0.0	0	0.0	0	0.0
04:45	14	2	14.3	11	78.6	1	7.1	0	0.0	0	0.0
05:00	1	1	100.0	0	0.0	0	0.0	0	0.0	0	0.0
05:15	1	0	0.0	0	0.0	1	100.0	0	0.0	0	0.0
05:30	2	0	0.0	1	50.0	1	50.0	0	0.0	0	0.0
05:45	5	0	0.0	5	100.0	0	0.0	0	0.0	0	0.0
06:00	5	0	0.0	5	100.0	0	0.0	0	0.0	0	0.0
06:15	4	0	0.0	4	100.0	0	0.0	0	0.0	0	0.0
06:30	5	0	0.0	3	60.0	2	40.0	0	0.0	0	0.0
06:45	11	1	9.1	8	72.7	2	18.2	0	0.0	0	0.0
07:00	18	0	0.0	16	88.9	2	11.1	0	0.0	0	0.0
07:15	26	1	3.9	24	92.3	1	3.9	0	0.0	0	0.0
07:30	41	3	7.3	37	90.2	1	2.4	0	0.0	0	0.0
07:45	57	6	10.5	48	84.2	3	5.3	0	0.0	0	0.0
08:00	72	3	4.2	66	91.7	3	4.2	0	0.0	0	0.0
08:15	73	0	0.0	70	95.9	1	1.4	2	2.7	0	0.0
08:30	112	2	1.8	108	96.4	2	1.8	0	0.0	0	0.0
08:45	121	6	5.0	113	93.4	1	0.8	1	0.8	0	0.0
09:00	128	2	1.6	121	94.5	3	2.3	2	1.6	0	0.0
09:15	84	2	2.4	81	96.4	1	1.2	0	0.0	0	0.0
09:30	32	3	9.4	28	87.5	1	3.1	0	0.0	0	0.0
09:45	38	2	5.3	35	92.1	1	2.6	0	0.0	0	0.0
10:00	25	4	16.0	20	80.0	1	4.0	0	0.0	0	0.0
10:15	13	1	7.7	11	84.6	1	7.7	0	0.0	0	0.0
10:30	10	3	30.0	7	70.0	0	0.0	0	0.0	0	0.0
10:45	15	3	20.0	12	80.0	0	0.0	0	0.0	0	0.0
11:00	26	2	7.7	22	84.6	2	7.7	0	0.0	0	0.0
11:15	8	1	12.5	5	62.5	1	12.5	0	0.0	1	12.5
11:30	13	1	7.7	10	76.9	0	0.0	1	7.7	1	7.7
11:45	10	4	40.0	6	60.0	0	0.0	0	0.0	0	0.0



24786		UNIVERSITY OF BATH		Site No: 24786002		Location		Site 2, Quarry Road, Bath (Warning Sign)			
Tue 19-Nov-19 to Mon 25-Nov-19				Channel: Northbound							
TIME PERIOD	TOTAL VEHICLES	MOTOR-CYCLES	MOTOR-CYCLES%	CARS	CARS %	LGV	LGV %	HGV	HGV %	BUS	BUS %
<b>Wed 20-Nov-19</b>											
12:00	18	0	0.0	14	77.8	4	22.2	0	0.0	0	0.0
12:15	13	0	0.0	11	84.6	2	15.4	0	0.0	0	0.0
12:30	8	1	12.5	6	75.0	1	12.5	0	0.0	0	0.0
12:45	12	2	16.7	9	75.0	1	8.3	0	0.0	0	0.0
13:00	19	0	0.0	17	89.5	2	10.5	0	0.0	0	0.0
13:15	14	0	0.0	10	71.4	3	21.4	1	7.1	0	0.0
13:30	12	1	8.3	9	75.0	2	16.7	0	0.0	0	0.0
13:45	4	1	25.0	3	75.0	0	0.0	0	0.0	0	0.0
14:00	5	0	0.0	5	100.0	0	0.0	0	0.0	0	0.0
14:15	3	0	0.0	3	100.0	0	0.0	0	0.0	0	0.0
14:30	4	0	0.0	3	75.0	1	25.0	0	0.0	0	0.0
14:45	5	1	20.0	3	60.0	1	20.0	0	0.0	0	0.0
15:00	11	0	0.0	7	63.6	3	27.3	0	0.0	1	9.1
15:15	6	0	0.0	5	83.3	0	0.0	0	0.0	1	16.7
15:30	3	0	0.0	3	100.0	0	0.0	0	0.0	0	0.0
15:45	15	0	0.0	13	86.7	2	13.3	0	0.0	0	0.0
16:00	8	1	12.5	5	62.5	2	25.0	0	0.0	0	0.0
16:15	6	0	0.0	6	100.0	0	0.0	0	0.0	0	0.0
16:30	9	0	0.0	9	100.0	0	0.0	0	0.0	0	0.0
16:45	11	0	0.0	8	72.7	3	27.3	0	0.0	0	0.0
17:00	20	1	5.0	18	90.0	1	5.0	0	0.0	0	0.0
17:15	8	0	0.0	8	100.0	0	0.0	0	0.0	0	0.0
17:30	13	0	0.0	13	100.0	0	0.0	0	0.0	0	0.0
17:45	12	0	0.0	12	100.0	0	0.0	0	0.0	0	0.0
18:00	16	0	0.0	16	100.0	0	0.0	0	0.0	0	0.0
18:15	11	0	0.0	9	81.8	2	18.2	0	0.0	0	0.0
18:30	6	0	0.0	6	100.0	0	0.0	0	0.0	0	0.0
18:45	11	1	9.1	10	90.9	0	0.0	0	0.0	0	0.0
19:00	9	1	11.1	8	88.9	0	0.0	0	0.0	0	0.0
19:15	6	1	16.7	4	66.7	1	16.7	0	0.0	0	0.0
19:30	7	0	0.0	7	100.0	0	0.0	0	0.0	0	0.0
19:45	5	0	0.0	5	100.0	0	0.0	0	0.0	0	0.0
20:00	5	0	0.0	4	80.0	1	20.0	0	0.0	0	0.0
20:15	5	0	0.0	5	100.0	0	0.0	0	0.0	0	0.0
20:30	2	0	0.0	2	100.0	0	0.0	0	0.0	0	0.0
20:45	6	0	0.0	6	100.0	0	0.0	0	0.0	0	0.0
21:00	5	0	0.0	3	60.0	2	40.0	0	0.0	0	0.0
21:15	6	1	16.7	5	83.3	0	0.0	0	0.0	0	0.0
21:30	6	0	0.0	4	66.7	2	33.3	0	0.0	0	0.0
21:45	3	0	0.0	2	66.7	1	33.3	0	0.0	0	0.0
22:00	2	0	0.0	2	100.0	0	0.0	0	0.0	0	0.0
22:15	3	0	0.0	3	100.0	0	0.0	0	0.0	0	0.0
22:30	1	0	0.0	1	100.0	0	0.0	0	0.0	0	0.0
22:45	2	0	0.0	2	100.0	0	0.0	0	0.0	0	0.0
23:00	1	1	100.0	0	0.0	0	0.0	0	0.0	0	0.0
23:15	0	0	-	0	-	0	-	0	-	0	-
23:30	4	0	0.0	3	75.0	1	25.0	0	0.0	0	0.0
23:45	0	0	-	0	-	0	-	0	-	0	-
<b>12H,7-19</b>	<b>1205</b>	<b>58</b>	<b>4.8</b>	<b>1081</b>	<b>89.7</b>	<b>55</b>	<b>4.6</b>	<b>7</b>	<b>0.6</b>	<b>4</b>	<b>0.3</b>
<b>16H,6-22</b>	<b>1295</b>	<b>62</b>	<b>4.8</b>	<b>1156</b>	<b>89.3</b>	<b>66</b>	<b>5.1</b>	<b>7</b>	<b>0.5</b>	<b>4</b>	<b>0.3</b>
<b>18H,6-24</b>	<b>1308</b>	<b>63</b>	<b>4.8</b>	<b>1167</b>	<b>89.2</b>	<b>67</b>	<b>5.1</b>	<b>7</b>	<b>0.5</b>	<b>4</b>	<b>0.3</b>
<b>24H,0-24</b>	<b>1351</b>	<b>66</b>	<b>4.9</b>	<b>1204</b>	<b>89.1</b>	<b>70</b>	<b>5.2</b>	<b>7</b>	<b>0.5</b>	<b>4</b>	<b>0.3</b>

Tue 19-Nov-19 to Mon 25-Nov-19

Channel: Northbound

TIME PERIOD	TOTAL VEHICLES	MOTOR-CYCLES	MOTOR-CYCLES%	CARS	CARS %	LGV	LGV %	HGV	HGV %	BUS	BUS %
<b>Thu 21-Nov-19</b>											
00:00	0	0	-	0	-	0	-	0	-	0	-
00:15	2	0	0.0	2	100.0	0	0.0	0	0.0	0	0.0
00:30	3	0	0.0	3	100.0	0	0.0	0	0.0	0	0.0
00:45	0	0	-	0	-	0	-	0	-	0	-
01:00	0	0	-	0	-	0	-	0	-	0	-
01:15	0	0	-	0	-	0	-	0	-	0	-
01:30	2	0	0.0	2	100.0	0	0.0	0	0.0	0	0.0
01:45	1	0	0.0	1	100.0	0	0.0	0	0.0	0	0.0
02:00	1	0	0.0	1	100.0	0	0.0	0	0.0	0	0.0
02:15	1	0	0.0	1	100.0	0	0.0	0	0.0	0	0.0
02:30	2	0	0.0	1	50.0	1	50.0	0	0.0	0	0.0
02:45	1	0	0.0	1	100.0	0	0.0	0	0.0	0	0.0
03:00	0	0	-	0	-	0	-	0	-	0	-
03:15	2	0	0.0	2	100.0	0	0.0	0	0.0	0	0.0
03:30	0	0	-	0	-	0	-	0	-	0	-
03:45	2	0	0.0	2	100.0	0	0.0	0	0.0	0	0.0
04:00	1	0	0.0	1	100.0	0	0.0	0	0.0	0	0.0
04:15	3	0	0.0	2	66.7	1	33.3	0	0.0	0	0.0
04:30	6	0	0.0	6	100.0	0	0.0	0	0.0	0	0.0
04:45	12	2	16.7	10	83.3	0	0.0	0	0.0	0	0.0
05:00	4	1	25.0	2	50.0	1	25.0	0	0.0	0	0.0
05:15	1	0	0.0	0	0.0	1	100.0	0	0.0	0	0.0
05:30	2	0	0.0	2	100.0	0	0.0	0	0.0	0	0.0
05:45	10	0	0.0	8	80.0	2	20.0	0	0.0	0	0.0
06:00	7	0	0.0	7	100.0	0	0.0	0	0.0	0	0.0
06:15	5	0	0.0	4	80.0	1	20.0	0	0.0	0	0.0
06:30	5	0	0.0	4	80.0	1	20.0	0	0.0	0	0.0
06:45	15	0	0.0	14	93.3	1	6.7	0	0.0	0	0.0
07:00	15	0	0.0	14	93.3	1	6.7	0	0.0	0	0.0
07:15	23	1	4.4	22	95.7	0	0.0	0	0.0	0	0.0
07:30	41	3	7.3	34	82.9	4	9.8	0	0.0	0	0.0
07:45	53	1	1.9	51	96.2	1	1.9	0	0.0	0	0.0
08:00	67	2	3.0	61	91.0	4	6.0	0	0.0	0	0.0
08:15	76	1	1.3	74	97.4	1	1.3	0	0.0	0	0.0
08:30	104	3	2.9	97	93.3	3	2.9	0	0.0	1	1.0
08:45	127	2	1.6	118	92.9	6	4.7	1	0.8	0	0.0
09:00	121	5	4.1	113	93.4	3	2.5	0	0.0	0	0.0
09:15	74	1	1.4	69	93.2	3	4.1	0	0.0	1	1.4
09:30	25	1	4.0	23	92.0	1	4.0	0	0.0	0	0.0
09:45	28	3	10.7	20	71.4	4	14.3	1	3.6	0	0.0
10:00	23	2	8.7	21	91.3	0	0.0	0	0.0	0	0.0
10:15	18	2	11.1	15	83.3	1	5.6	0	0.0	0	0.0
10:30	19	1	5.3	17	89.5	1	5.3	0	0.0	0	0.0
10:45	26	1	3.9	22	84.6	2	7.7	1	3.9	0	0.0
11:00	5	2	40.0	3	60.0	0	0.0	0	0.0	0	0.0
11:15	7	0	0.0	7	100.0	0	0.0	0	0.0	0	0.0
11:30	10	0	0.0	9	90.0	1	10.0	0	0.0	0	0.0
11:45	15	2	13.3	13	86.7	0	0.0	0	0.0	0	0.0

24786

UNIVERSITY OF BATH

Site No: 24786002

Location

Site 2, Quarry Road, Bath (Warning Sign)

Tue 19-Nov-19 to Mon 25-Nov-19

Channel: Northbound

TIME PERIOD	TOTAL VEHICLES	MOTOR-CYCLES	MOTOR-CYCLES%	CARS	CARS %	LGV	LGV %	HGV	HGV %	BUS	BUS %
<b>Thu 21-Nov-19</b>											
12:00	8	2	25.0	5	62.5	1	12.5	0	0.0	0	0.0
12:15	4	0	0.0	4	100.0	0	0.0	0	0.0	0	0.0
12:30	9	0	0.0	8	88.9	1	11.1	0	0.0	0	0.0
12:45	14	1	7.1	11	78.6	2	14.3	0	0.0	0	0.0
13:00	13	1	7.7	12	92.3	0	0.0	0	0.0	0	0.0
13:15	12	0	0.0	10	83.3	2	16.7	0	0.0	0	0.0
13:30	17	2	11.8	13	76.5	2	11.8	0	0.0	0	0.0
13:45	16	1	6.3	14	87.5	1	6.3	0	0.0	0	0.0
14:00	10	1	10.0	9	90.0	0	0.0	0	0.0	0	0.0
14:15	10	0	0.0	6	60.0	4	40.0	0	0.0	0	0.0
14:30	7	0	0.0	4	57.1	3	42.9	0	0.0	0	0.0
14:45	10	0	0.0	9	90.0	1	10.0	0	0.0	0	0.0
15:00	8	0	0.0	7	87.5	1	12.5	0	0.0	0	0.0
15:15	5	0	0.0	4	80.0	1	20.0	0	0.0	0	0.0
15:30	7	0	0.0	7	100.0	0	0.0	0	0.0	0	0.0
15:45	12	0	0.0	12	100.0	0	0.0	0	0.0	0	0.0
16:00	5	0	0.0	5	100.0	0	0.0	0	0.0	0	0.0
16:15	10	0	0.0	10	100.0	0	0.0	0	0.0	0	0.0
16:30	8	1	12.5	6	75.0	0	0.0	1	12.5	0	0.0
16:45	14	0	0.0	12	85.7	2	14.3	0	0.0	0	0.0
17:00	10	0	0.0	10	100.0	0	0.0	0	0.0	0	0.0
17:15	6	1	16.7	4	66.7	1	16.7	0	0.0	0	0.0
17:30	13	0	0.0	12	92.3	0	0.0	1	7.7	0	0.0
17:45	19	1	5.3	18	94.7	0	0.0	0	0.0	0	0.0
18:00	17	0	0.0	16	94.1	1	5.9	0	0.0	0	0.0
18:15	10	0	0.0	10	100.0	0	0.0	0	0.0	0	0.0
18:30	13	1	7.7	11	84.6	1	7.7	0	0.0	0	0.0
18:45	8	3	37.5	5	62.5	0	0.0	0	0.0	0	0.0
19:00	9	1	11.1	7	77.8	1	11.1	0	0.0	0	0.0
19:15	3	0	0.0	3	100.0	0	0.0	0	0.0	0	0.0
19:30	7	0	0.0	7	100.0	0	0.0	0	0.0	0	0.0
19:45	4	0	0.0	4	100.0	0	0.0	0	0.0	0	0.0
20:00	4	0	0.0	3	75.0	1	25.0	0	0.0	0	0.0
20:15	6	0	0.0	6	100.0	0	0.0	0	0.0	0	0.0
20:30	5	0	0.0	4	80.0	1	20.0	0	0.0	0	0.0
20:45	4	0	0.0	4	100.0	0	0.0	0	0.0	0	0.0
21:00	2	0	0.0	2	100.0	0	0.0	0	0.0	0	0.0
21:15	3	0	0.0	3	100.0	0	0.0	0	0.0	0	0.0
21:30	1	0	0.0	1	100.0	0	0.0	0	0.0	0	0.0
21:45	1	0	0.0	1	100.0	0	0.0	0	0.0	0	0.0
22:00	2	0	0.0	2	100.0	0	0.0	0	0.0	0	0.0
22:15	2	0	0.0	2	100.0	0	0.0	0	0.0	0	0.0
22:30	1	0	0.0	1	100.0	0	0.0	0	0.0	0	0.0
22:45	0	0	-	0	-	0	-	0	-	0	-
23:00	3	0	0.0	3	100.0	0	0.0	0	0.0	0	0.0
23:15	3	0	0.0	3	100.0	0	0.0	0	0.0	0	0.0
23:30	1	0	0.0	1	100.0	0	0.0	0	0.0	0	0.0
23:45	2	0	0.0	2	100.0	0	0.0	0	0.0	0	0.0
12H,7-19	1172	48	4.1	1057	90.2	60	5.1	5	0.4	2	0.2
16H,6-22	1253	49	3.9	1131	90.3	66	5.3	5	0.4	2	0.2
18H,6-24	1267	49	3.9	1145	90.4	66	5.2	5	0.4	2	0.2
24H,0-24	1323	52	3.9	1192	90.1	72	5.4	5	0.4	2	0.2

TIME PERIOD	TOTAL VEHICLES	MOTOR-CYCLES	MOTOR-CYCLES%	CARS	CARS %	LGV	LGV %	HGV	HGV %	BUS	BUS %
<b>Fri 22-Nov-19</b>											
00:00	2	0	0.0	2	100.0	0	0.0	0	0.0	0	0.0
00:15	0	0	-	0	-	0	-	0	-	0	-
00:30	2	0	0.0	2	100.0	0	0.0	0	0.0	0	0.0
00:45	1	0	0.0	1	100.0	0	0.0	0	0.0	0	0.0
01:00	2	0	0.0	2	100.0	0	0.0	0	0.0	0	0.0
01:15	1	0	0.0	1	100.0	0	0.0	0	0.0	0	0.0
01:30	1	0	0.0	1	100.0	0	0.0	0	0.0	0	0.0
01:45	0	0	-	0	-	0	-	0	-	0	-
02:00	0	0	-	0	-	0	-	0	-	0	-
02:15	1	0	0.0	1	100.0	0	0.0	0	0.0	0	0.0
02:30	4	0	0.0	4	100.0	0	0.0	0	0.0	0	0.0
02:45	1	0	0.0	1	100.0	0	0.0	0	0.0	0	0.0
03:00	1	0	0.0	1	100.0	0	0.0	0	0.0	0	0.0
03:15	0	0	-	0	-	0	-	0	-	0	-
03:30	3	0	0.0	3	100.0	0	0.0	0	0.0	0	0.0
03:45	1	0	0.0	1	100.0	0	0.0	0	0.0	0	0.0
04:00	2	0	0.0	2	100.0	0	0.0	0	0.0	0	0.0
04:15	4	0	0.0	3	75.0	1	25.0	0	0.0	0	0.0
04:30	2	0	0.0	2	100.0	0	0.0	0	0.0	0	0.0
04:45	16	2	12.5	14	87.5	0	0.0	0	0.0	0	0.0
05:00	6	1	16.7	5	83.3	0	0.0	0	0.0	0	0.0
05:15	1	0	0.0	1	100.0	0	0.0	0	0.0	0	0.0
05:30	2	0	0.0	1	50.0	1	50.0	0	0.0	0	0.0
05:45	6	0	0.0	6	100.0	0	0.0	0	0.0	0	0.0
06:00	9	0	0.0	6	66.7	3	33.3	0	0.0	0	0.0
06:15	5	0	0.0	3	60.0	2	40.0	0	0.0	0	0.0
06:30	6	2	33.3	3	50.0	1	16.7	0	0.0	0	0.0
06:45	12	0	0.0	11	91.7	1	8.3	0	0.0	0	0.0
07:00	10	1	10.0	8	80.0	1	10.0	0	0.0	0	0.0
07:15	23	2	8.7	18	78.3	3	13.0	0	0.0	0	0.0
07:30	31	2	6.5	25	80.7	4	12.9	0	0.0	0	0.0
07:45	41	1	2.4	39	95.1	1	2.4	0	0.0	0	0.0
08:00	61	1	1.6	57	93.4	3	4.9	0	0.0	0	0.0
08:15	82	0	0.0	81	98.8	0	0.0	1	1.2	0	0.0
08:30	90	2	2.2	84	93.3	4	4.4	0	0.0	0	0.0
08:45	104	4	3.9	99	95.2	1	1.0	0	0.0	0	0.0
09:00	84	5	6.0	75	89.3	3	3.6	1	1.2	0	0.0
09:15	52	2	3.9	48	92.3	2	3.9	0	0.0	0	0.0
09:30	30	2	6.7	25	83.3	2	6.7	1	3.3	0	0.0
09:45	21	1	4.8	19	90.5	1	4.8	0	0.0	0	0.0
10:00	24	2	8.3	21	87.5	0	0.0	1	4.2	0	0.0
10:15	23	1	4.4	22	95.7	0	0.0	0	0.0	0	0.0
10:30	15	2	13.3	10	66.7	2	13.3	1	6.7	0	0.0
10:45	21	2	9.5	16	76.2	3	14.3	0	0.0	0	0.0
11:00	10	0	0.0	8	80.0	2	20.0	0	0.0	0	0.0
11:15	9	1	11.1	5	55.6	3	33.3	0	0.0	0	0.0
11:30	15	1	6.7	11	73.3	3	20.0	0	0.0	0	0.0
11:45	10	0	0.0	9	90.0	1	10.0	0	0.0	0	0.0

24786

UNIVERSITY OF BATH

Site No: 24786002

Location

Site 2, Quarry Road, Bath (Warning Sign)

Tue 19-Nov-19 to Mon 25-Nov-19

Channel: Northbound

TIME PERIOD	TOTAL VEHICLES	MOTOR-CYCLES	MOTOR-CYCLES%	CARS	CARS %	LGV	LGV %	HGV	HGV %	BUS	BUS %
<b>Fri 22-Nov-19</b>											
12:00	9	0	0.0	8	88.9	1	11.1	0	0.0	0	0.0
12:15	13	0	0.0	11	84.6	2	15.4	0	0.0	0	0.0
12:30	9	0	0.0	9	100.0	0	0.0	0	0.0	0	0.0
12:45	19	1	5.3	14	73.7	4	21.1	0	0.0	0	0.0
13:00	22	1	4.6	18	81.8	3	13.6	0	0.0	0	0.0
13:15	12	1	8.3	9	75.0	2	16.7	0	0.0	0	0.0
13:30	9	1	11.1	4	44.4	4	44.4	0	0.0	0	0.0
13:45	17	1	5.9	14	82.4	1	5.9	1	5.9	0	0.0
14:00	6	0	0.0	5	83.3	1	16.7	0	0.0	0	0.0
14:15	10	0	0.0	9	90.0	1	10.0	0	0.0	0	0.0
14:30	2	0	0.0	1	50.0	1	50.0	0	0.0	0	0.0
14:45	10	0	0.0	10	100.0	0	0.0	0	0.0	0	0.0
15:00	8	0	0.0	7	87.5	1	12.5	0	0.0	0	0.0
15:15	4	0	0.0	4	100.0	0	0.0	0	0.0	0	0.0
15:30	8	0	0.0	7	87.5	1	12.5	0	0.0	0	0.0
15:45	9	0	0.0	9	100.0	0	0.0	0	0.0	0	0.0
16:00	7	1	14.3	6	85.7	0	0.0	0	0.0	0	0.0
16:15	4	0	0.0	3	75.0	1	25.0	0	0.0	0	0.0
16:30	16	0	0.0	13	81.3	2	12.5	1	6.3	0	0.0
16:45	6	0	0.0	6	100.0	0	0.0	0	0.0	0	0.0
17:00	3	0	0.0	3	100.0	0	0.0	0	0.0	0	0.0
17:15	10	0	0.0	9	90.0	1	10.0	0	0.0	0	0.0
17:30	7	1	14.3	6	85.7	0	0.0	0	0.0	0	0.0
17:45	4	0	0.0	4	100.0	0	0.0	0	0.0	0	0.0
18:00	9	0	0.0	8	88.9	1	11.1	0	0.0	0	0.0
18:15	9	0	0.0	7	77.8	2	22.2	0	0.0	0	0.0
18:30	6	1	16.7	5	83.3	0	0.0	0	0.0	0	0.0
18:45	8	1	12.5	7	87.5	0	0.0	0	0.0	0	0.0
19:00	6	0	0.0	6	100.0	0	0.0	0	0.0	0	0.0
19:15	5	0	0.0	5	100.0	0	0.0	0	0.0	0	0.0
19:30	4	1	25.0	3	75.0	0	0.0	0	0.0	0	0.0
19:45	3	0	0.0	3	100.0	0	0.0	0	0.0	0	0.0
20:00	5	0	0.0	5	100.0	0	0.0	0	0.0	0	0.0
20:15	4	0	0.0	4	100.0	0	0.0	0	0.0	0	0.0
20:30	6	1	16.7	4	66.7	1	16.7	0	0.0	0	0.0
20:45	2	0	0.0	2	100.0	0	0.0	0	0.0	0	0.0
21:00	3	0	0.0	1	33.3	2	66.7	0	0.0	0	0.0
21:15	3	0	0.0	3	100.0	0	0.0	0	0.0	0	0.0
21:30	2	0	0.0	2	100.0	0	0.0	0	0.0	0	0.0
21:45	1	0	0.0	1	100.0	0	0.0	0	0.0	0	0.0
22:00	4	0	0.0	4	100.0	0	0.0	0	0.0	0	0.0
22:15	2	0	0.0	2	100.0	0	0.0	0	0.0	0	0.0
22:30	3	0	0.0	3	100.0	0	0.0	0	0.0	0	0.0
22:45	6	0	0.0	6	100.0	0	0.0	0	0.0	0	0.0
23:00	10	0	0.0	10	100.0	0	0.0	0	0.0	0	0.0
23:15	5	0	0.0	5	100.0	0	0.0	0	0.0	0	0.0
23:30	3	0	0.0	3	100.0	0	0.0	0	0.0	0	0.0
23:45	1	0	0.0	1	100.0	0	0.0	0	0.0	0	0.0
12H,7-19	1012	41	4.1	896	88.5	68	6.7	7	0.7	0	0.0
16H,6-22	1088	45	4.1	958	88.1	78	7.2	7	0.6	0	0.0
18H,6-24	1122	45	4.0	992	88.4	78	7.0	7	0.6	0	0.0
24H,0-24	1181	48	4.1	1046	88.6	80	6.8	7	0.6	0	0.0

24786

UNIVERSITY OF BATH

Site No: 24786002

Location

Site 2, Quarry Road, Bath (Warning Sign)

Tue 19-Nov-19 to Mon 25-Nov-19

Channel: Northbound

TIME PERIOD	TOTAL VEHICLES	MOTOR-CYCLES	MOTOR-CYCLES%	CARS	CARS %	LGV	LGV %	HGV	HGV %	BUS	BUS %
<b>Sat 23-Nov-19</b>											
00:00	2	0	0.0	2	100.0	0	0.0	0	0.0	0	0.0
00:15	4	1	25.0	3	75.0	0	0.0	0	0.0	0	0.0
00:30	2	0	0.0	2	100.0	0	0.0	0	0.0	0	0.0
00:45	1	0	0.0	1	100.0	0	0.0	0	0.0	0	0.0
01:00	4	1	25.0	3	75.0	0	0.0	0	0.0	0	0.0
01:15	2	0	0.0	2	100.0	0	0.0	0	0.0	0	0.0
01:30	2	0	0.0	2	100.0	0	0.0	0	0.0	0	0.0
01:45	2	0	0.0	2	100.0	0	0.0	0	0.0	0	0.0
02:00	2	0	0.0	2	100.0	0	0.0	0	0.0	0	0.0
02:15	1	0	0.0	1	100.0	0	0.0	0	0.0	0	0.0
02:30	3	0	0.0	3	100.0	0	0.0	0	0.0	0	0.0
02:45	3	0	0.0	3	100.0	0	0.0	0	0.0	0	0.0
03:00	3	0	0.0	3	100.0	0	0.0	0	0.0	0	0.0
03:15	2	0	0.0	2	100.0	0	0.0	0	0.0	0	0.0
03:30	1	0	0.0	1	100.0	0	0.0	0	0.0	0	0.0
03:45	2	0	0.0	2	100.0	0	0.0	0	0.0	0	0.0
04:00	2	0	0.0	2	100.0	0	0.0	0	0.0	0	0.0
04:15	1	0	0.0	0	0.0	1	100.0	0	0.0	0	0.0
04:30	2	0	0.0	2	100.0	0	0.0	0	0.0	0	0.0
04:45	3	0	0.0	3	100.0	0	0.0	0	0.0	0	0.0
05:00	2	0	0.0	2	100.0	0	0.0	0	0.0	0	0.0
05:15	2	0	0.0	1	50.0	1	50.0	0	0.0	0	0.0
05:30	1	0	0.0	1	100.0	0	0.0	0	0.0	0	0.0
05:45	0	0	-	0	-	0	-	0	-	0	-
06:00	2	0	0.0	2	100.0	0	0.0	0	0.0	0	0.0
06:15	3	0	0.0	2	66.7	1	33.3	0	0.0	0	0.0
06:30	0	0	-	0	-	0	-	0	-	0	-
06:45	4	0	0.0	2	50.0	2	50.0	0	0.0	0	0.0
07:00	0	0	-	0	-	0	-	0	-	0	-
07:15	0	0	-	0	-	0	-	0	-	0	-
07:30	5	0	0.0	4	80.0	1	20.0	0	0.0	0	0.0
07:45	5	0	0.0	4	80.0	1	20.0	0	0.0	0	0.0
08:00	5	0	0.0	5	100.0	0	0.0	0	0.0	0	0.0
08:15	8	0	0.0	7	87.5	1	12.5	0	0.0	0	0.0
08:30	12	0	0.0	12	100.0	0	0.0	0	0.0	0	0.0
08:45	8	0	0.0	8	100.0	0	0.0	0	0.0	0	0.0
09:00	6	0	0.0	6	100.0	0	0.0	0	0.0	0	0.0
09:15	7	0	0.0	7	100.0	0	0.0	0	0.0	0	0.0
09:30	4	0	0.0	4	100.0	0	0.0	0	0.0	0	0.0
09:45	7	0	0.0	5	71.4	2	28.6	0	0.0	0	0.0
10:00	4	0	0.0	3	75.0	1	25.0	0	0.0	0	0.0
10:15	5	0	0.0	5	100.0	0	0.0	0	0.0	0	0.0
10:30	5	0	0.0	4	80.0	1	20.0	0	0.0	0	0.0
10:45	6	0	0.0	5	83.3	1	16.7	0	0.0	0	0.0
11:00	8	0	0.0	8	100.0	0	0.0	0	0.0	0	0.0
11:15	3	0	0.0	3	100.0	0	0.0	0	0.0	0	0.0
11:30	13	0	0.0	12	92.3	1	7.7	0	0.0	0	0.0
11:45	6	0	0.0	4	66.7	1	16.7	1	16.7	0	0.0

24786

UNIVERSITY OF BATH

Site No: 24786002

Location

Site 2, Quarry Road, Bath (Warning Sign)

Tue 19-Nov-19 to Mon 25-Nov-19

Channel: Northbound

TIME PERIOD	TOTAL VEHICLES	MOTOR-CYCLES	MOTOR-CYCLES%	CARS	CARS %	LGV	LGV %	HGV	HGV %	BUS	BUS %
<b>Sat 23-Nov-19</b>											
12:00	6	0	0.0	6	100.0	0	0.0	0	0.0	0	0.0
12:15	7	0	0.0	7	100.0	0	0.0	0	0.0	0	0.0
12:30	6	0	0.0	6	100.0	0	0.0	0	0.0	0	0.0
12:45	6	0	0.0	6	100.0	0	0.0	0	0.0	0	0.0
13:00	4	0	0.0	4	100.0	0	0.0	0	0.0	0	0.0
13:15	4	1	25.0	3	75.0	0	0.0	0	0.0	0	0.0
13:30	7	0	0.0	7	100.0	0	0.0	0	0.0	0	0.0
13:45	7	0	0.0	7	100.0	0	0.0	0	0.0	0	0.0
14:00	4	0	0.0	4	100.0	0	0.0	0	0.0	0	0.0
14:15	5	0	0.0	5	100.0	0	0.0	0	0.0	0	0.0
14:30	4	0	0.0	4	100.0	0	0.0	0	0.0	0	0.0
14:45	9	0	0.0	9	100.0	0	0.0	0	0.0	0	0.0
15:00	6	0	0.0	6	100.0	0	0.0	0	0.0	0	0.0
15:15	6	0	0.0	6	100.0	0	0.0	0	0.0	0	0.0
15:30	6	1	16.7	5	83.3	0	0.0	0	0.0	0	0.0
15:45	4	0	0.0	4	100.0	0	0.0	0	0.0	0	0.0
16:00	5	1	20.0	4	80.0	0	0.0	0	0.0	0	0.0
16:15	6	1	16.7	5	83.3	0	0.0	0	0.0	0	0.0
16:30	2	1	50.0	1	50.0	0	0.0	0	0.0	0	0.0
16:45	9	1	11.1	8	88.9	0	0.0	0	0.0	0	0.0
17:00	5	0	0.0	5	100.0	0	0.0	0	0.0	0	0.0
17:15	5	1	20.0	3	60.0	1	20.0	0	0.0	0	0.0
17:30	7	0	0.0	6	85.7	1	14.3	0	0.0	0	0.0
17:45	2	1	50.0	1	50.0	0	0.0	0	0.0	0	0.0
18:00	2	0	0.0	2	100.0	0	0.0	0	0.0	0	0.0
18:15	10	0	0.0	10	100.0	0	0.0	0	0.0	0	0.0
18:30	1	0	0.0	1	100.0	0	0.0	0	0.0	0	0.0
18:45	3	0	0.0	3	100.0	0	0.0	0	0.0	0	0.0
19:00	4	0	0.0	4	100.0	0	0.0	0	0.0	0	0.0
19:15	1	0	0.0	1	100.0	0	0.0	0	0.0	0	0.0
19:30	5	1	20.0	4	80.0	0	0.0	0	0.0	0	0.0
19:45	7	1	14.3	5	71.4	1	14.3	0	0.0	0	0.0
20:00	6	1	16.7	5	83.3	0	0.0	0	0.0	0	0.0
20:15	2	0	0.0	2	100.0	0	0.0	0	0.0	0	0.0
20:30	5	1	20.0	4	80.0	0	0.0	0	0.0	0	0.0
20:45	6	0	0.0	5	83.3	1	16.7	0	0.0	0	0.0
21:00	1	0	0.0	0	0.0	1	100.0	0	0.0	0	0.0
21:15	5	1	20.0	3	60.0	1	20.0	0	0.0	0	0.0
21:30	1	0	0.0	1	100.0	0	0.0	0	0.0	0	0.0
21:45	2	0	0.0	2	100.0	0	0.0	0	0.0	0	0.0
22:00	5	0	0.0	5	100.0	0	0.0	0	0.0	0	0.0
22:15	0	0	-	0	-	0	-	0	-	0	-
22:30	1	0	0.0	1	100.0	0	0.0	0	0.0	0	0.0
22:45	1	0	0.0	1	100.0	0	0.0	0	0.0	0	0.0
23:00	1	0	0.0	1	100.0	0	0.0	0	0.0	0	0.0
23:15	2	0	0.0	2	100.0	0	0.0	0	0.0	0	0.0
23:30	4	1	25.0	3	75.0	0	0.0	0	0.0	0	0.0
23:45	1	0	0.0	1	100.0	0	0.0	0	0.0	0	0.0
12H,7-19	265	8	3.0	244	92.1	12	4.5	1	0.4	0	0.0
16H,6-22	319	13	4.1	286	89.7	19	6.0	1	0.3	0	0.0
18H,6-24	334	14	4.2	300	89.8	19	5.7	1	0.3	0	0.0
24H,0-24	383	16	4.2	345	90.1	21	5.5	1	0.3	0	0.0

TIME PERIOD	TOTAL VEHICLES	MOTOR-CYCLES	MOTOR-CYCLES%	CARS	CARS %	LGV	LGV %	HGV	HGV %	BUS	BUS %
<b>Sun 24-Nov-19</b>											
00:00	0	0	-	0	-	0	-	0	-	0	-
00:15	1	1	100.0	0	0.0	0	0.0	0	0.0	0	0.0
00:30	0	0	-	0	-	0	-	0	-	0	-
00:45	1	0	0.0	1	100.0	0	0.0	0	0.0	0	0.0
01:00	1	0	0.0	1	100.0	0	0.0	0	0.0	0	0.0
01:15	2	0	0.0	2	100.0	0	0.0	0	0.0	0	0.0
01:30	1	0	0.0	1	100.0	0	0.0	0	0.0	0	0.0
01:45	0	0	-	0	-	0	-	0	-	0	-
02:00	0	0	-	0	-	0	-	0	-	0	-
02:15	0	0	-	0	-	0	-	0	-	0	-
02:30	1	0	0.0	1	100.0	0	0.0	0	0.0	0	0.0
02:45	3	0	0.0	3	100.0	0	0.0	0	0.0	0	0.0
03:00	1	0	0.0	1	100.0	0	0.0	0	0.0	0	0.0
03:15	3	0	0.0	3	100.0	0	0.0	0	0.0	0	0.0
03:30	0	0	-	0	-	0	-	0	-	0	-
03:45	1	0	0.0	1	100.0	0	0.0	0	0.0	0	0.0
04:00	0	0	-	0	-	0	-	0	-	0	-
04:15	1	0	0.0	0	0.0	1	100.0	0	0.0	0	0.0
04:30	1	0	0.0	1	100.0	0	0.0	0	0.0	0	0.0
04:45	0	0	-	0	-	0	-	0	-	0	-
05:00	0	0	-	0	-	0	-	0	-	0	-
05:15	0	0	-	0	-	0	-	0	-	0	-
05:30	2	1	50.0	1	50.0	0	0.0	0	0.0	0	0.0
05:45	0	0	-	0	-	0	-	0	-	0	-
06:00	2	0	0.0	2	100.0	0	0.0	0	0.0	0	0.0
06:15	2	0	0.0	1	50.0	1	50.0	0	0.0	0	0.0
06:30	2	0	0.0	1	50.0	1	50.0	0	0.0	0	0.0
06:45	1	1	100.0	0	0.0	0	0.0	0	0.0	0	0.0
07:00	0	0	-	0	-	0	-	0	-	0	-
07:15	0	0	-	0	-	0	-	0	-	0	-
07:30	1	0	0.0	1	100.0	0	0.0	0	0.0	0	0.0
07:45	1	1	100.0	0	0.0	0	0.0	0	0.0	0	0.0
08:00	1	0	0.0	1	100.0	0	0.0	0	0.0	0	0.0
08:15	1	0	0.0	1	100.0	0	0.0	0	0.0	0	0.0
08:30	5	0	0.0	5	100.0	0	0.0	0	0.0	0	0.0
08:45	5	0	0.0	4	80.0	1	20.0	0	0.0	0	0.0
09:00	1	0	0.0	1	100.0	0	0.0	0	0.0	0	0.0
09:15	6	0	0.0	6	100.0	0	0.0	0	0.0	0	0.0
09:30	5	0	0.0	4	80.0	1	20.0	0	0.0	0	0.0
09:45	7	0	0.0	7	100.0	0	0.0	0	0.0	0	0.0
10:00	9	0	0.0	9	100.0	0	0.0	0	0.0	0	0.0
10:15	1	0	0.0	1	100.0	0	0.0	0	0.0	0	0.0
10:30	4	0	0.0	4	100.0	0	0.0	0	0.0	0	0.0
10:45	4	0	0.0	4	100.0	0	0.0	0	0.0	0	0.0
11:00	10	0	0.0	9	90.0	1	10.0	0	0.0	0	0.0
11:15	6	0	0.0	6	100.0	0	0.0	0	0.0	0	0.0
11:30	8	0	0.0	8	100.0	0	0.0	0	0.0	0	0.0
11:45	7	0	0.0	6	85.7	1	14.3	0	0.0	0	0.0



24786

UNIVERSITY OF BATH

Site No: 24786002

Location

Site 2, Quarry Road, Bath (Warning Sign)

Tue 19-Nov-19 to Mon 25-Nov-19

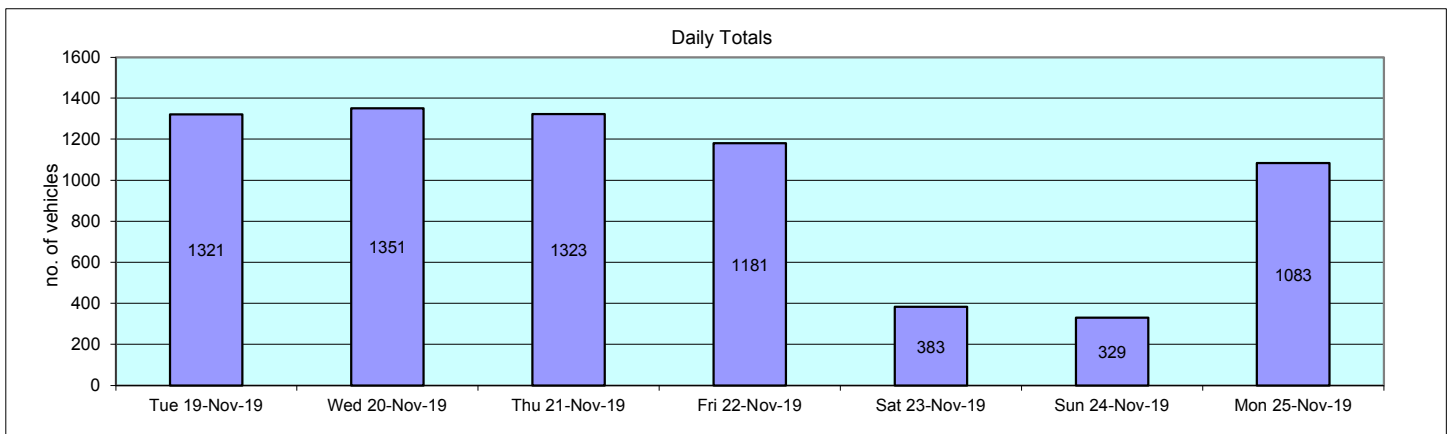
Channel: Northbound

TIME PERIOD	TOTAL VEHICLES	MOTOR-CYCLES	MOTOR-CYCLES%	CARS	CARS %	LGV	LGV %	HGV	HGV %	BUS	BUS %
<b>Sun 24-Nov-19</b>											
12:00	3	0	0.0	2	66.7	1	33.3	0	0.0	0	0.0
12:15	6	0	0.0	6	100.0	0	0.0	0	0.0	0	0.0
12:30	5	0	0.0	4	80.0	0	0.0	1	20.0	0	0.0
12:45	7	0	0.0	7	100.0	0	0.0	0	0.0	0	0.0
13:00	6	1	16.7	4	66.7	1	16.7	0	0.0	0	0.0
13:15	2	0	0.0	2	100.0	0	0.0	0	0.0	0	0.0
13:30	6	0	0.0	5	83.3	1	16.7	0	0.0	0	0.0
13:45	6	1	16.7	5	83.3	0	0.0	0	0.0	0	0.0
14:00	4	0	0.0	4	100.0	0	0.0	0	0.0	0	0.0
14:15	3	0	0.0	3	100.0	0	0.0	0	0.0	0	0.0
14:30	7	1	14.3	6	85.7	0	0.0	0	0.0	0	0.0
14:45	4	0	0.0	4	100.0	0	0.0	0	0.0	0	0.0
15:00	7	0	0.0	7	100.0	0	0.0	0	0.0	0	0.0
15:15	6	0	0.0	6	100.0	0	0.0	0	0.0	0	0.0
15:30	7	1	14.3	6	85.7	0	0.0	0	0.0	0	0.0
15:45	12	0	0.0	12	100.0	0	0.0	0	0.0	0	0.0
16:00	4	0	0.0	4	100.0	0	0.0	0	0.0	0	0.0
16:15	5	1	20.0	4	80.0	0	0.0	0	0.0	0	0.0
16:30	5	0	0.0	4	80.0	1	20.0	0	0.0	0	0.0
16:45	5	0	0.0	4	80.0	1	20.0	0	0.0	0	0.0
17:00	5	0	0.0	5	100.0	0	0.0	0	0.0	0	0.0
17:15	4	0	0.0	4	100.0	0	0.0	0	0.0	0	0.0
17:30	6	0	0.0	6	100.0	0	0.0	0	0.0	0	0.0
17:45	7	0	0.0	7	100.0	0	0.0	0	0.0	0	0.0
18:00	6	1	16.7	5	83.3	0	0.0	0	0.0	0	0.0
18:15	8	0	0.0	8	100.0	0	0.0	0	0.0	0	0.0
18:30	4	0	0.0	4	100.0	0	0.0	0	0.0	0	0.0
18:45	3	0	0.0	3	100.0	0	0.0	0	0.0	0	0.0
19:00	1	0	0.0	1	100.0	0	0.0	0	0.0	0	0.0
19:15	8	0	0.0	8	100.0	0	0.0	0	0.0	0	0.0
19:30	1	0	0.0	1	100.0	0	0.0	0	0.0	0	0.0
19:45	5	0	0.0	5	100.0	0	0.0	0	0.0	0	0.0
20:00	5	0	0.0	5	100.0	0	0.0	0	0.0	0	0.0
20:15	7	0	0.0	7	100.0	0	0.0	0	0.0	0	0.0
20:30	1	0	0.0	1	100.0	0	0.0	0	0.0	0	0.0
20:45	3	0	0.0	3	100.0	0	0.0	0	0.0	0	0.0
21:00	3	0	0.0	3	100.0	0	0.0	0	0.0	0	0.0
21:15	6	0	0.0	6	100.0	0	0.0	0	0.0	0	0.0
21:30	4	0	0.0	4	100.0	0	0.0	0	0.0	0	0.0
21:45	3	0	0.0	3	100.0	0	0.0	0	0.0	0	0.0
22:00	7	1	14.3	5	71.4	1	14.3	0	0.0	0	0.0
22:15	0	0	-	0	-	0	-	0	-	0	-
22:30	4	0	0.0	4	100.0	0	0.0	0	0.0	0	0.0
22:45	2	0	0.0	2	100.0	0	0.0	0	0.0	0	0.0
23:00	3	0	0.0	3	100.0	0	0.0	0	0.0	0	0.0
23:15	1	0	0.0	1	100.0	0	0.0	0	0.0	0	0.0
23:30	2	0	0.0	2	100.0	0	0.0	0	0.0	0	0.0
23:45	2	0	0.0	2	100.0	0	0.0	0	0.0	0	0.0
12H,7-19	235	7	3.0	218	92.8	9	3.8	1	0.4	0	0.0
16H,6-22	289	8	2.8	269	93.1	11	3.8	1	0.4	0	0.0
18H,6-24	310	9	2.9	288	92.9	12	3.9	1	0.3	0	0.0
24H,0-24	329	11	3.3	304	92.4	13	4.0	1	0.3	0	0.0

TIME PERIOD	TOTAL VEHICLES	MOTOR-CYCLES	MOTOR-CYCLES%	CARS	CARS %	LGV	LGV %	HGV	HGV %	BUS	BUS %
<b>Mon 25-Nov-19</b>											
00:00	1	0	0.0	1	100.0	0	0.0	0	0.0	0	0.0
00:15	0	0	-	0	-	0	-	0	-	0	-
00:30	2	0	0.0	2	100.0	0	0.0	0	0.0	0	0.0
00:45	0	0	-	0	-	0	-	0	-	0	-
01:00	1	0	0.0	1	100.0	0	0.0	0	0.0	0	0.0
01:15	0	0	-	0	-	0	-	0	-	0	-
01:30	1	0	0.0	1	100.0	0	0.0	0	0.0	0	0.0
01:45	0	0	-	0	-	0	-	0	-	0	-
02:00	1	0	0.0	1	100.0	0	0.0	0	0.0	0	0.0
02:15	1	0	0.0	1	100.0	0	0.0	0	0.0	0	0.0
02:30	1	0	0.0	1	100.0	0	0.0	0	0.0	0	0.0
02:45	1	0	0.0	1	100.0	0	0.0	0	0.0	0	0.0
03:00	0	0	-	0	-	0	-	0	-	0	-
03:15	0	0	-	0	-	0	-	0	-	0	-
03:30	0	0	-	0	-	0	-	0	-	0	-
03:45	2	0	0.0	1	50.0	1	50.0	0	0.0	0	0.0
04:00	0	0	-	0	-	0	-	0	-	0	-
04:15	2	0	0.0	1	50.0	1	50.0	0	0.0	0	0.0
04:30	4	1	25.0	3	75.0	0	0.0	0	0.0	0	0.0
04:45	13	2	15.4	11	84.6	0	0.0	0	0.0	0	0.0
05:00	3	0	0.0	3	100.0	0	0.0	0	0.0	0	0.0
05:15	2	0	0.0	0	0.0	2	100.0	0	0.0	0	0.0
05:30	2	0	0.0	1	50.0	1	50.0	0	0.0	0	0.0
05:45	8	0	0.0	7	87.5	1	12.5	0	0.0	0	0.0
06:00	5	0	0.0	4	80.0	1	20.0	0	0.0	0	0.0
06:15	8	0	0.0	6	75.0	2	25.0	0	0.0	0	0.0
06:30	9	1	11.1	8	88.9	0	0.0	0	0.0	0	0.0
06:45	20	0	0.0	18	90.0	1	5.0	1	5.0	0	0.0
07:00	24	1	4.2	21	87.5	1	4.2	1	4.2	0	0.0
07:15	21	2	9.5	19	90.5	0	0.0	0	0.0	0	0.0
07:30	32	3	9.4	28	87.5	1	3.1	0	0.0	0	0.0
07:45	39	0	0.0	37	94.9	2	5.1	0	0.0	0	0.0
08:00	53	4	7.6	48	90.6	1	1.9	0	0.0	0	0.0
08:15	51	1	2.0	50	98.0	0	0.0	0	0.0	0	0.0
08:30	86	2	2.3	83	96.5	1	1.2	0	0.0	0	0.0
08:45	96	0	0.0	93	96.9	3	3.1	0	0.0	0	0.0
09:00	72	3	4.2	65	90.3	2	2.8	2	2.8	0	0.0
09:15	101	4	4.0	91	90.1	6	5.9	0	0.0	0	0.0
09:30	37	2	5.4	30	81.1	4	10.8	1	2.7	0	0.0
09:45	20	3	15.0	15	75.0	2	10.0	0	0.0	0	0.0
10:00	29	3	10.3	23	79.3	3	10.3	0	0.0	0	0.0
10:15	14	1	7.1	12	85.7	1	7.1	0	0.0	0	0.0
10:30	10	1	10.0	9	90.0	0	0.0	0	0.0	0	0.0
10:45	20	1	5.0	17	85.0	2	10.0	0	0.0	0	0.0
11:00	8	0	0.0	6	75.0	1	12.5	1	12.5	0	0.0
11:15	8	1	12.5	5	62.5	1	12.5	1	12.5	0	0.0
11:30	4	1	25.0	3	75.0	0	0.0	0	0.0	0	0.0
11:45	5	0	0.0	4	80.0	1	20.0	0	0.0	0	0.0

TIME PERIOD	TOTAL VEHICLES	MOTOR-CYCLES	MOTOR-CYCLES%	CARS	CARS %	LGV	LGV %	HGV	HGV %	BUS	BUS %
<b>Mon 25-Nov-19</b>											
12:00	8	0	0.0	8	100.0	0	0.0	0	0.0	0	0.0
12:15	15	1	6.7	14	93.3	0	0.0	0	0.0	0	0.0
12:30	8	0	0.0	7	87.5	1	12.5	0	0.0	0	0.0
12:45	11	1	9.1	9	81.8	1	9.1	0	0.0	0	0.0
13:00	10	1	10.0	7	70.0	2	20.0	0	0.0	0	0.0
13:15	10	0	0.0	10	100.0	0	0.0	0	0.0	0	0.0
13:30	4	0	0.0	3	75.0	1	25.0	0	0.0	0	0.0
13:45	11	0	0.0	8	72.7	3	27.3	0	0.0	0	0.0
14:00	13	1	7.7	12	92.3	0	0.0	0	0.0	0	0.0
14:15	3	0	0.0	3	100.0	0	0.0	0	0.0	0	0.0
14:30	4	0	0.0	4	100.0	0	0.0	0	0.0	0	0.0
14:45	9	0	0.0	9	100.0	0	0.0	0	0.0	0	0.0
15:00	5	0	0.0	3	60.0	2	40.0	0	0.0	0	0.0
15:15	7	0	0.0	6	85.7	1	14.3	0	0.0	0	0.0
15:30	9	0	0.0	7	77.8	2	22.2	0	0.0	0	0.0
15:45	8	0	0.0	7	87.5	1	12.5	0	0.0	0	0.0
16:00	15	0	0.0	15	100.0	0	0.0	0	0.0	0	0.0
16:15	4	0	0.0	4	100.0	0	0.0	0	0.0	0	0.0
16:30	5	0	0.0	4	80.0	1	20.0	0	0.0	0	0.0
16:45	8	0	0.0	7	87.5	1	12.5	0	0.0	0	0.0
17:00	9	1	11.1	6	66.7	1	11.1	1	11.1	0	0.0
17:15	6	1	16.7	5	83.3	0	0.0	0	0.0	0	0.0
17:30	5	0	0.0	5	100.0	0	0.0	0	0.0	0	0.0
17:45	5	0	0.0	5	100.0	0	0.0	0	0.0	0	0.0
18:00	6	0	0.0	6	100.0	0	0.0	0	0.0	0	0.0
18:15	7	0	0.0	7	100.0	0	0.0	0	0.0	0	0.0
18:30	10	1	10.0	8	80.0	1	10.0	0	0.0	0	0.0
18:45	4	0	0.0	4	100.0	0	0.0	0	0.0	0	0.0
19:00	5	0	0.0	5	100.0	0	0.0	0	0.0	0	0.0
19:15	0	0	-	0	-	0	-	0	-	0	-
19:30	5	1	20.0	4	80.0	0	0.0	0	0.0	0	0.0
19:45	3	0	0.0	1	33.3	2	66.7	0	0.0	0	0.0
20:00	2	0	0.0	2	100.0	0	0.0	0	0.0	0	0.0
20:15	2	0	0.0	2	100.0	0	0.0	0	0.0	0	0.0
20:30	4	0	0.0	4	100.0	0	0.0	0	0.0	0	0.0
20:45	2	0	0.0	2	100.0	0	0.0	0	0.0	0	0.0
21:00	4	0	0.0	4	100.0	0	0.0	0	0.0	0	0.0
21:15	1	0	0.0	1	100.0	0	0.0	0	0.0	0	0.0
21:30	0	0	-	0	-	0	-	0	-	0	-
21:45	3	0	0.0	3	100.0	0	0.0	0	0.0	0	0.0
22:00	2	0	0.0	2	100.0	0	0.0	0	0.0	0	0.0
22:15	3	0	0.0	3	100.0	0	0.0	0	0.0	0	0.0
22:30	3	0	0.0	3	100.0	0	0.0	0	0.0	0	0.0
22:45	3	0	0.0	3	100.0	0	0.0	0	0.0	0	0.0
23:00	0	0	-	0	-	0	-	0	-	0	-
23:15	2	0	0.0	2	100.0	0	0.0	0	0.0	0	0.0
23:30	1	0	0.0	1	100.0	0	0.0	0	0.0	0	0.0
23:45	2	0	0.0	2	100.0	0	0.0	0	0.0	0	0.0
12H,7-19	949	40	4.2	852	89.8	50	5.3	7	0.7	0	0.0
16H,6-22	1022	42	4.1	916	89.6	56	5.5	8	0.8	0	0.0
18H,6-24	1038	42	4.1	932	89.8	56	5.4	8	0.8	0	0.0
24H,0-24	1083	45	4.2	968	89.4	62	5.7	8	0.7	0	0.0

TIME PERIOD	TOTAL VEHICLES	MOTOR-CYCLES	MOTOR-CYCLES%	CARS	CARS %	LGV	LGV %	HGV	HGV %	BUS	BUS %
<b>Daily Totals</b>											
Tue 19-Nov-19	1321	47	3.6	1190	90.1	74	5.6	9	0.7	1	0.1
Wed 20-Nov-19	1351	66	4.9	1204	89.1	70	5.2	7	0.5	4	0.3
Thu 21-Nov-19	1323	52	3.9	1192	90.1	72	5.4	5	0.4	2	0.2
Fri 22-Nov-19	1181	48	4.1	1046	88.6	80	6.8	7	0.6	0	0.0
Sat 23-Nov-19	383	16	4.2	345	90.1	21	5.5	1	0.3	0	0.0
Sun 24-Nov-19	329	11	3.3	304	92.4	13	4.0	1	0.3	0	0.0
Mon 25-Nov-19	1083	45	4.2	968	89.4	62	5.7	8	0.7	0	0.0
<b>Total Vehicles</b>											
[--]	6971	285	4.0	6249	90.0	392	5.4	38	0.5	7	0.1



Time Period	Total Vehicles	85%ile Speed	Mean Speed	Stand Dev.	<6Mph	6-<11	11-<16	16-<21	21-<26	26-<31	31-<36	36-<41	41-<46	46-<51	51-<56	=>56
<b>Tue 19-Nov-19</b>																
00:00	0	-	-	-	0	0	0	0	0	0	0	0	0	0	0	0
00:15	1	-	23.5	-	0	0	0	0	1	0	0	0	0	0	0	0
00:30	2	-	23.5	1.8	0	0	0	0	2	0	0	0	0	0	0	0
00:45	1	-	23.5	-	0	0	0	0	1	0	0	0	0	0	0	0
01:00	1	-	18.5	-	0	0	0	1	0	0	0	0	0	0	0	0
01:15	0	-	-	-	0	0	0	0	0	0	0	0	0	0	0	0
01:30	0	-	-	-	0	0	0	0	0	0	0	0	0	0	0	0
01:45	0	-	-	-	0	0	0	0	0	0	0	0	0	0	0	0
02:00	0	-	-	-	0	0	0	0	0	0	0	0	0	0	0	0
02:15	1	-	13.5	-	0	0	1	0	0	0	0	0	0	0	0	0
02:30	1	-	23.5	-	0	0	0	0	1	0	0	0	0	0	0	0
02:45	1	-	28.5	-	0	0	0	0	0	1	0	0	0	0	0	0
03:00	0	-	-	-	0	0	0	0	0	0	0	0	0	0	0	0
03:15	2	-	21	10.6	0	0	1	0	0	1	0	0	0	0	0	0
03:30	0	-	-	-	0	0	0	0	0	0	0	0	0	0	0	0
03:45	0	-	-	-	0	0	0	0	0	0	0	0	0	0	0	0
04:00	0	-	-	-	0	0	0	0	0	0	0	0	0	0	0	0
04:15	2	-	23.5	1.8	0	0	0	0	2	0	0	0	0	0	0	0
04:30	2	-	18.5	1.8	0	0	0	2	0	0	0	0	0	0	0	0
04:45	18	23.3	19.6	3.5	0	0	2	10	6	0	0	0	0	0	0	0
05:00	4	-	21	3.2	0	0	0	2	2	0	0	0	0	0	0	0
05:15	2	-	18.5	1.8	0	0	0	2	0	0	0	0	0	0	0	0
05:30	4	-	21	3.2	0	0	0	2	2	0	0	0	0	0	0	0
05:45	3	-	20.2	7.6	0	0	1	1	0	1	0	0	0	0	0	0
06:00	6	-	20.2	4.3	0	0	1	2	3	0	0	0	0	0	0	0
06:15	7	-	18.5	3.2	0	0	1	5	1	0	0	0	0	0	0	0
06:30	8	-	17.3	2.7	0	0	2	6	0	0	0	0	0	0	0	0
06:45	17	22.2	18.8	4	0	1	1	11	4	0	0	0	0	0	0	0
07:00	18	23.3	20.2	3.3	0	0	0	13	4	1	0	0	0	0	0	0
07:15	23	24.2	20.5	3.6	0	0	1	13	8	1	0	0	0	0	0	0
07:30	32	20.6	18.8	3.4	0	0	4	23	4	1	0	0	0	0	0	0
07:45	60	23.7	19.8	3.6	0	1	2	39	16	2	0	0	0	0	0	0
08:00	58	23.7	19.7	3.6	0	1	4	33	20	0	0	0	0	0	0	0
08:15	67	23.1	19.5	3.1	0	0	4	45	18	0	0	0	0	0	0	0
08:30	116	22.3	19	3.2	0	0	13	79	23	1	0	0	0	0	0	0
08:45	128	20.7	17.8	3.4	0	2	28	83	15	0	0	0	0	0	0	0
09:00	115	21.6	18.3	3.7	0	3	19	73	19	1	0	0	0	0	0	0
09:15	60	23.5	19.9	3.3	0	0	2	41	15	2	0	0	0	0	0	0
09:30	31	24.3	20	4.5	0	2	1	15	12	1	0	0	0	0	0	0
09:45	34	23.4	19.4	4.7	0	1	4	20	7	1	1	0	0	0	0	0
10:00	23	25.2	21.5	4.4	0	1	0	8	12	2	0	0	0	0	0	0
10:15	22	24.2	19.9	4.6	0	1	1	13	5	2	0	0	0	0	0	0
10:30	16	22.4	18.2	4.9	0	2	1	9	4	0	0	0	0	0	0	0
10:45	8	-	17.3	3.8	0	1	0	7	0	0	0	0	0	0	0	0
11:00	22	24.1	20.1	4.1	0	1	1	10	10	0	0	0	0	0	0	0
11:15	8	-	19.1	3.5	0	0	1	5	2	0	0	0	0	0	0	0
11:30	10	21	18	5.6	0	1	2	5	1	1	0	0	0	0	0	0
11:45	18	22	19.3	2.9	0	0	1	13	4	0	0	0	0	0	0	0

Time Period	Total Vehicles	85%ile Speed	Mean Speed	Stand Dev.	<6Mph	6-<11	11-<16	16-<21	21-<26	26-<31	31-<36	36-<41	41-<46	46-<51	51-<56	=>56
<b>Tue 19-Nov-19</b>																
12:00	12	22.2	18.9	3.6	0	0	2	7	3	0	0	0	0	0	0	0
12:15	9	-	17.4	5	0	1	2	4	2	0	0	0	0	0	0	0
12:30	8	-	21	3.1	0	0	0	4	4	0	0	0	0	0	0	0
12:45	10	24.3	21.5	3	0	0	0	4	6	0	0	0	0	0	0	0
13:00	14	24.4	20.6	4	0	0	1	7	5	1	0	0	0	0	0	0
13:15	11	23.3	19.9	3.5	0	0	1	6	4	0	0	0	0	0	0	0
13:30	15	23.8	19.8	4.2	0	0	2	8	4	1	0	0	0	0	0	0
13:45	16	23.1	19.4	3.6	0	0	2	9	5	0	0	0	0	0	0	0
14:00	12	23.1	19.3	3.9	0	0	2	6	4	0	0	0	0	0	0	0
14:15	9	-	17.4	2.7	0	0	2	7	0	0	0	0	0	0	0	0
14:30	3	-	18.5	1.7	0	0	0	3	0	0	0	0	0	0	0	0
14:45	3	-	18.5	1.7	0	0	0	3	0	0	0	0	0	0	0	0
15:00	6	-	17.7	4	0	0	2	3	1	0	0	0	0	0	0	0
15:15	5	-	18.5	1.6	0	0	0	5	0	0	0	0	0	0	0	0
15:30	8	-	18.5	1.5	0	0	0	8	0	0	0	0	0	0	0	0
15:45	14	22	19.6	3.7	0	0	1	10	2	1	0	0	0	0	0	0
16:00	10	24.8	21.5	3.8	0	0	0	5	4	1	0	0	0	0	0	0
16:15	8	-	17.9	2.3	0	0	1	7	0	0	0	0	0	0	0	0
16:30	6	-	17.7	2.5	0	0	1	5	0	0	0	0	0	0	0	0
16:45	8	-	17.3	2.7	0	0	2	6	0	0	0	0	0	0	0	0
17:00	12	23.8	19.8	4.5	0	0	2	6	3	1	0	0	0	0	0	0
17:15	14	24	20.3	4	0	0	1	8	4	1	0	0	0	0	0	0
17:30	13	23.6	20	3.5	0	0	1	7	5	0	0	0	0	0	0	0
17:45	18	23.8	20.4	4.5	0	0	1	11	5	0	1	0	0	0	0	0
18:00	21	24.9	21.6	3.6	0	0	1	7	12	1	0	0	0	0	0	0
18:15	12	23.1	19.8	3.4	0	0	1	7	4	0	0	0	0	0	0	0
18:30	16	26.2	20.7	5.6	0	1	1	7	4	3	0	0	0	0	0	0
18:45	7	-	22.1	6.4	0	0	1	2	3	0	1	0	0	0	0	0
19:00	10	23.5	19	5.1	0	1	1	4	4	0	0	0	0	0	0	0
19:15	5	-	19.5	2.6	0	0	0	4	1	0	0	0	0	0	0	0
19:30	8	-	20.4	4.7	0	0	1	4	2	1	0	0	0	0	0	0
19:45	10	22.7	19.5	3.5	0	0	1	6	3	0	0	0	0	0	0	0
20:00	3	-	25.2	3.1	0	0	0	0	2	1	0	0	0	0	0	0
20:15	3	-	15.2	3.1	0	0	2	1	0	0	0	0	0	0	0	0
20:30	3	-	18.5	1.7	0	0	0	3	0	0	0	0	0	0	0	0
20:45	3	-	21.8	3.1	0	0	0	1	2	0	0	0	0	0	0	0
21:00	4	-	19.8	8.5	0	1	0	1	1	1	0	0	0	0	0	0
21:15	2	-	21	3.5	0	0	0	1	1	0	0	0	0	0	0	0
21:30	3	-	20.2	3.1	0	0	0	2	1	0	0	0	0	0	0	0
21:45	0	-	-	-	0	0	0	0	0	0	0	0	0	0	0	0
22:00	2	-	18.5	1.8	0	0	0	2	0	0	0	0	0	0	0	0
22:15	0	-	-	-	0	0	0	0	0	0	0	0	0	0	0	0
22:30	6	-	22.7	4	0	0	0	2	3	1	0	0	0	0	0	0
22:45	1	-	13.5	-	0	0	1	0	0	0	0	0	0	0	0	0
23:00	3	-	18.5	1.7	0	0	0	3	0	0	0	0	0	0	0	0
23:15	0	-	-	-	0	0	0	0	0	0	0	0	0	0	0	0
23:30	1	-	23.5	-	0	0	0	0	1	0	0	0	0	0	0	0
23:45	2	-	13.5	1.8	0	0	2	0	0	0	0	0	0	0	0	0
<b>12H,7-19</b>	<b>1169</b>	<b>23.4</b>	<b>19.3</b>	<b>3.8</b>	<b>0</b>	<b>19</b>	<b>119</b>	<b>719</b>	<b>283</b>	<b>26</b>	<b>3</b>	<b>0</b>	<b>0</b>	<b>0</b>	<b>0</b>	<b>0</b>
<b>16H,6-22</b>	<b>1261</b>	<b>23.4</b>	<b>19.3</b>	<b>3.8</b>	<b>0</b>	<b>22</b>	<b>129</b>	<b>770</b>	<b>308</b>	<b>29</b>	<b>3</b>	<b>0</b>	<b>0</b>	<b>0</b>	<b>0</b>	<b>0</b>
<b>18H,6-24</b>	<b>1276</b>	<b>23.5</b>	<b>19.3</b>	<b>3.8</b>	<b>0</b>	<b>22</b>	<b>132</b>	<b>777</b>	<b>312</b>	<b>30</b>	<b>3</b>	<b>0</b>	<b>0</b>	<b>0</b>	<b>0</b>	<b>0</b>
<b>24H,0-24</b>	<b>1321</b>	<b>23.5</b>	<b>19.3</b>	<b>3.9</b>	<b>0</b>	<b>22</b>	<b>137</b>	<b>797</b>	<b>329</b>	<b>33</b>	<b>3</b>	<b>0</b>	<b>0</b>	<b>0</b>	<b>0</b>	<b>0</b>

Time Period	Total Vehicles	85%ile Speed	Mean Speed	Stand Dev.	<6Mph	6-<11	11-<16	16-<21	21-<26	26-<31	31-<36	36-<41	41-<46	46-<51	51-<56	=>56
<b>Wed 20-Nov-19</b>																
00:00	1	-	18.5	-	0	0	0	1	0	0	0	0	0	0	0	0
00:15	1	-	18.5	-	0	0	0	1	0	0	0	0	0	0	0	0
00:30	1	-	18.5	-	0	0	0	1	0	0	0	0	0	0	0	0
00:45	1	-	18.5	-	0	0	0	1	0	0	0	0	0	0	0	0
01:00	1	-	18.5	-	0	0	0	1	0	0	0	0	0	0	0	0
01:15	2	-	23.5	7.1	0	0	0	1	0	1	0	0	0	0	0	0
01:30	1	-	13.5	-	0	0	1	0	0	0	0	0	0	0	0	0
01:45	0	-	-	-	0	0	0	0	0	0	0	0	0	0	0	0
02:00	0	-	-	-	0	0	0	0	0	0	0	0	0	0	0	0
02:15	1	-	18.5	-	0	0	0	1	0	0	0	0	0	0	0	0
02:30	0	-	-	-	0	0	0	0	0	0	0	0	0	0	0	0
02:45	0	-	-	-	0	0	0	0	0	0	0	0	0	0	0	0
03:00	2	-	18.5	7.1	0	0	1	0	1	0	0	0	0	0	0	0
03:15	0	-	-	-	0	0	0	0	0	0	0	0	0	0	0	0
03:30	0	-	-	-	0	0	0	0	0	0	0	0	0	0	0	0
03:45	1	-	18.5	-	0	0	0	1	0	0	0	0	0	0	0	0
04:00	2	-	18.5	1.8	0	0	0	2	0	0	0	0	0	0	0	0
04:15	1	-	18.5	-	0	0	0	1	0	0	0	0	0	0	0	0
04:30	5	-	17.5	4.4	0	0	2	2	1	0	0	0	0	0	0	0
04:45	14	23.4	19.6	3.8	0	0	2	7	5	0	0	0	0	0	0	0
05:00	1	-	18.5	-	0	0	0	1	0	0	0	0	0	0	0	0
05:15	1	-	18.5	-	0	0	0	1	0	0	0	0	0	0	0	0
05:30	2	-	16	3.5	0	0	1	1	0	0	0	0	0	0	0	0
05:45	5	-	20.5	4.6	0	0	1	1	3	0	0	0	0	0	0	0
06:00	5	-	22.5	4.4	0	0	0	2	2	1	0	0	0	0	0	0
06:15	4	-	21	3.2	0	0	0	2	2	0	0	0	0	0	0	0
06:30	5	-	20.5	3.1	0	0	0	3	2	0	0	0	0	0	0	0
06:45	11	23.3	19	4.9	0	1	1	5	4	0	0	0	0	0	0	0
07:00	18	22.3	19.6	3.5	0	0	1	13	3	1	0	0	0	0	0	0
07:15	26	20.6	18.3	3.6	0	0	5	18	2	1	0	0	0	0	0	0
07:30	41	23	18.9	4	0	2	4	24	11	0	0	0	0	0	0	0
07:45	57	22.9	18.9	4	0	2	6	35	13	1	0	0	0	0	0	0
08:00	72	22.6	18.8	3.7	0	1	10	45	15	1	0	0	0	0	0	0
08:15	73	20.8	18.4	2.9	0	0	10	54	9	0	0	0	0	0	0	0
08:30	112	23.8	19.8	3.4	0	1	7	65	39	0	0	0	0	0	0	0
08:45	121	22.3	19.1	3.1	0	2	6	88	25	0	0	0	0	0	0	0
09:00	128	22.6	18.9	3.4	0	1	16	82	29	0	0	0	0	0	0	0
09:15	84	23.7	19.7	3.6	0	1	6	51	24	2	0	0	0	0	0	0
09:30	32	23.6	19.4	4.1	0	1	3	18	9	1	0	0	0	0	0	0
09:45	38	24.4	20.2	4.2	0	1	2	20	13	2	0	0	0	0	0	0
10:00	25	22.3	17.7	5.3	0	2	7	11	3	2	0	0	0	0	0	0
10:15	13	24.8	21.2	4.1	0	0	1	5	6	1	0	0	0	0	0	0
10:30	10	23.5	19.5	4.8	0	1	0	5	4	0	0	0	0	0	0	0
10:45	15	24.3	19.8	5	0	1	2	4	8	0	0	0	0	0	0	0
11:00	26	23.6	19.8	3.4	0	0	2	15	9	0	0	0	0	0	0	0
11:15	8	-	17.3	4.6	0	1	1	5	1	0	0	0	0	0	0	0
11:30	13	24.2	18.9	6.1	0	2	1	5	4	1	0	0	0	0	0	0
11:45	10	24	20.5	3.8	0	0	1	4	5	0	0	0	0	0	0	0

Time Period	Total Vehicles	85%ile Speed	Mean Speed	Stand Dev.	<6Mph	6-<11	11-<16	16-<21	21-<26	26-<31	31-<36	36-<41	41-<46	46-<51	51-<56	=>56
<b>Wed 20-Nov-19</b>																
12:00	18	23.3	19.9	3.6	0	0	1	12	4	1	0	0	0	0	0	0
12:15	13	24	20.8	3	0	0	0	7	6	0	0	0	0	0	0	0
12:30	8	-	19.1	3.5	0	0	1	5	2	0	0	0	0	0	0	0
12:45	12	22.2	18.5	4	0	0	3	6	3	0	0	0	0	0	0	0
13:00	19	20.4	18.8	3	0	0	2	14	3	0	0	0	0	0	0	0
13:15	14	21.7	18.9	3.4	0	0	2	9	3	0	0	0	0	0	0	0
13:30	12	22.2	18.5	4.5	0	1	1	7	3	0	0	0	0	0	0	0
13:45	4	-	18.5	4.2	0	0	1	2	1	0	0	0	0	0	0	0
14:00	5	-	20.5	5.8	0	0	1	2	1	1	0	0	0	0	0	0
14:15	3	-	21.8	3.1	0	0	0	1	2	0	0	0	0	0	0	0
14:30	4	-	17.3	2.8	0	0	1	3	0	0	0	0	0	0	0	0
14:45	5	-	16.5	4.7	0	1	0	4	0	0	0	0	0	0	0	0
15:00	11	20.6	17.6	4	0	0	4	5	2	0	0	0	0	0	0	0
15:15	6	-	21.8	4.3	0	0	0	3	2	1	0	0	0	0	0	0
15:30	3	-	16.8	3.1	0	0	1	2	0	0	0	0	0	0	0	0
15:45	15	24.5	21.2	3.5	0	0	0	8	6	1	0	0	0	0	0	0
16:00	8	-	17.3	4.6	0	1	1	5	1	0	0	0	0	0	0	0
16:15	6	-	17.7	2.5	0	0	1	5	0	0	0	0	0	0	0	0
16:30	9	-	17.9	3.3	0	0	2	6	1	0	0	0	0	0	0	0
16:45	11	20.6	19	3	0	0	1	8	2	0	0	0	0	0	0	0
17:00	20	23.1	19.3	4	0	1	1	12	6	0	0	0	0	0	0	0
17:15	8	-	18.5	3	0	0	1	6	1	0	0	0	0	0	0	0
17:30	13	24.9	19.7	4.8	0	0	2	8	1	2	0	0	0	0	0	0
17:45	12	25.3	18.9	5.2	0	0	3	7	0	2	0	0	0	0	0	0
18:00	16	21.2	18.8	3.2	0	0	2	11	3	0	0	0	0	0	0	0
18:15	11	24.2	21.2	3	0	0	0	5	6	0	0	0	0	0	0	0
18:30	6	-	19.3	4	0	0	1	3	2	0	0	0	0	0	0	0
18:45	11	25.6	20.8	4.9	0	0	1	6	2	2	0	0	0	0	0	0
19:00	9	-	20.7	3	0	0	0	5	4	0	0	0	0	0	0	0
19:15	6	-	21	4.4	0	0	0	4	1	1	0	0	0	0	0	0
19:30	7	-	21.4	5.1	0	0	0	5	0	2	0	0	0	0	0	0
19:45	5	-	19.5	4.4	0	0	1	2	2	0	0	0	0	0	0	0
20:00	5	-	18.5	1.6	0	0	0	5	0	0	0	0	0	0	0	0
20:15	5	-	16.5	3.1	0	0	2	3	0	0	0	0	0	0	0	0
20:30	2	-	23.5	1.8	0	0	0	0	2	0	0	0	0	0	0	0
20:45	6	-	20.2	5.3	0	0	1	3	1	1	0	0	0	0	0	0
21:00	5	-	18.5	1.6	0	0	0	5	0	0	0	0	0	0	0	0
21:15	6	-	21.8	3	0	0	0	2	4	0	0	0	0	0	0	0
21:30	6	-	21	3.1	0	0	0	3	3	0	0	0	0	0	0	0
21:45	3	-	18.5	5	0	0	1	1	1	0	0	0	0	0	0	0
22:00	2	-	18.5	1.8	0	0	0	2	0	0	0	0	0	0	0	0
22:15	3	-	20.2	3.1	0	0	0	2	1	0	0	0	0	0	0	0
22:30	1	-	18.5	-	0	0	0	1	0	0	0	0	0	0	0	0
22:45	2	-	18.5	1.8	0	0	0	2	0	0	0	0	0	0	0	0
23:00	1	-	38.5	-	0	0	0	0	0	0	0	1	0	0	0	0
23:15	0	-	-	-	0	0	0	0	0	0	0	0	0	0	0	0
23:30	4	-	17.3	2.8	0	0	1	3	0	0	0	0	0	0	0	0
23:45	0	-	-	-	0	0	0	0	0	0	0	0	0	0	0	0
12H,7-19	1205	23.3	19.2	3.8	0	23	125	739	295	23	0	0	0	0	0	0
16H,6-22	1295	23.4	19.3	3.8	0	24	131	789	323	28	0	0	0	0	0	0
18H,6-24	1308	23.4	19.3	3.8	0	24	132	799	324	28	0	1	0	0	0	0
24H,0-24	1351	23.4	19.3	3.8	0	24	140	823	334	29	0	1	0	0	0	0



Time Period	Total Vehicles	85%ile Speed	Mean Speed	Stand Dev.	<6Mph	6-<11	11-<16	16-<21	21-<26	26-<31	31-<36	36-<41	41-<46	46-<51	51-<56	=>56
<b>Thu 21-Nov-19</b>																
00:00	0	-	-	-	0	0	0	0	0	0	0	0	0	0	0	0
00:15	2	-	18.5	1.8	0	0	0	2	0	0	0	0	0	0	0	0
00:30	3	-	18.5	1.7	0	0	0	3	0	0	0	0	0	0	0	0
00:45	0	-	-	-	0	0	0	0	0	0	0	0	0	0	0	0
01:00	0	-	-	-	0	0	0	0	0	0	0	0	0	0	0	0
01:15	0	-	-	-	0	0	0	0	0	0	0	0	0	0	0	0
01:30	2	-	16	3.5	0	0	1	1	0	0	0	0	0	0	0	0
01:45	1	-	23.5	-	0	0	0	0	1	0	0	0	0	0	0	0
02:00	1	-	18.5	-	0	0	0	1	0	0	0	0	0	0	0	0
02:15	1	-	23.5	-	0	0	0	0	1	0	0	0	0	0	0	0
02:30	2	-	18.5	1.8	0	0	0	2	0	0	0	0	0	0	0	0
02:45	1	-	23.5	-	0	0	0	0	1	0	0	0	0	0	0	0
03:00	0	-	-	-	0	0	0	0	0	0	0	0	0	0	0	0
03:15	2	-	18.5	1.8	0	0	0	2	0	0	0	0	0	0	0	0
03:30	0	-	-	-	0	0	0	0	0	0	0	0	0	0	0	0
03:45	2	-	18.5	1.8	0	0	0	2	0	0	0	0	0	0	0	0
04:00	1	-	23.5	-	0	0	0	0	1	0	0	0	0	0	0	0
04:15	3	-	16.8	3.1	0	0	1	2	0	0	0	0	0	0	0	0
04:30	6	-	19.3	4	0	0	1	3	2	0	0	0	0	0	0	0
04:45	12	24.7	20.6	4.7	0	0	2	4	5	1	0	0	0	0	0	0
05:00	4	-	21	3.2	0	0	0	2	2	0	0	0	0	0	0	0
05:15	1	-	18.5	-	0	0	0	1	0	0	0	0	0	0	0	0
05:30	2	-	16	3.5	0	0	1	1	0	0	0	0	0	0	0	0
05:45	10	24.8	21.5	3.8	0	0	0	5	4	1	0	0	0	0	0	0
06:00	7	-	20.6	4.1	0	0	0	5	1	1	0	0	0	0	0	0
06:15	5	-	20.5	4.6	0	0	1	1	3	0	0	0	0	0	0	0
06:30	5	-	20.5	3.1	0	0	0	3	2	0	0	0	0	0	0	0
06:45	15	23.7	19.8	3.8	0	0	2	7	6	0	0	0	0	0	0	0
07:00	15	24.3	20.5	3.9	0	0	1	8	5	1	0	0	0	0	0	0
07:15	23	23.2	18.9	4.2	0	1	3	12	7	0	0	0	0	0	0	0
07:30	41	24.2	20.1	3.9	0	0	4	22	13	2	0	0	0	0	0	0
07:45	53	23.7	19.8	3.4	0	1	2	32	18	0	0	0	0	0	0	0
08:00	67	23.5	19.8	3.4	0	0	4	44	17	2	0	0	0	0	0	0
08:15	76	22.1	18.7	3.6	0	1	11	49	14	1	0	0	0	0	0	0
08:30	104	22	18.7	3.7	0	4	8	72	19	1	0	0	0	0	0	0
08:45	127	22.1	18.9	3.2	0	0	15	87	24	1	0	0	0	0	0	0
09:00	121	22.8	18.8	3.8	0	4	13	75	29	0	0	0	0	0	0	0
09:15	74	23.3	19.5	3.5	0	0	7	47	18	2	0	0	0	0	0	0
09:30	25	23.3	19.3	3.7	0	0	4	13	8	0	0	0	0	0	0	0
09:45	28	23.8	19.2	4.5	0	0	6	14	6	2	0	0	0	0	0	0
10:00	23	24.7	20.9	3.9	0	0	2	9	11	1	0	0	0	0	0	0
10:15	18	23.8	19.6	4.6	0	1	1	10	5	1	0	0	0	0	0	0
10:30	19	23.1	19.6	3.8	0	0	2	12	4	1	0	0	0	0	0	0
10:45	26	20.7	18.5	3.7	0	1	2	20	2	1	0	0	0	0	0	0
11:00	5	-	15.5	4.6	0	1	1	3	0	0	0	0	0	0	0	0
11:15	7	-	20.6	3.1	0	0	0	4	3	0	0	0	0	0	0	0
11:30	10	24	20.5	3.8	0	0	1	4	5	0	0	0	0	0	0	0
11:45	15	21.4	19.2	2.9	0	0	1	11	3	0	0	0	0	0	0	0

Time Period	Total Vehicles	85%ile Speed	Mean Speed	Stand Dev.	<6Mph	6-<11	11-<16	16-<21	21-<26	26-<31	31-<36	36-<41	41-<46	46-<51	51-<56	=>56
<b>Thu 21-Nov-19</b>																
12:00	8	-	16.6	4.7	0	1	2	4	1	0	0	0	0	0	0	0
12:15	4	-	18.5	4.2	0	0	1	2	1	0	0	0	0	0	0	0
12:30	9	-	19.1	4.2	0	0	2	4	3	0	0	0	0	0	0	0
12:45	14	24.1	20.6	3.5	0	0	1	6	7	0	0	0	0	0	0	0
13:00	13	22.9	18.9	4.5	0	1	1	7	4	0	0	0	0	0	0	0
13:15	12	22.2	18.1	4.2	0	0	4	5	3	0	0	0	0	0	0	0
13:30	17	24.3	20.6	3.8	0	0	0	12	3	2	0	0	0	0	0	0
13:45	16	23.1	19.8	3.2	0	0	1	10	5	0	0	0	0	0	0	0
14:00	10	23.5	19.5	4.8	0	0	2	5	2	1	0	0	0	0	0	0
14:15	10	22.7	19.5	3.5	0	0	1	6	3	0	0	0	0	0	0	0
14:30	7	-	19.9	2.9	0	0	0	5	2	0	0	0	0	0	0	0
14:45	10	20.4	19	2.1	0	0	0	9	1	0	0	0	0	0	0	0
15:00	8	-	16	3.1	0	0	4	4	0	0	0	0	0	0	0	0
15:15	5	-	16.5	3.1	0	0	2	3	0	0	0	0	0	0	0	0
15:30	7	-	21.4	3.1	0	0	0	3	4	0	0	0	0	0	0	0
15:45	12	20.3	18.1	4.2	0	1	1	8	2	0	0	0	0	0	0	0
16:00	5	-	16.5	3.1	0	0	2	3	0	0	0	0	0	0	0	0
16:15	10	21	18.5	3.6	0	0	2	6	2	0	0	0	0	0	0	0
16:30	8	-	17.9	3.5	0	0	2	5	1	0	0	0	0	0	0	0
16:45	14	20.2	17.8	3	0	0	3	10	1	0	0	0	0	0	0	0
17:00	10	20.4	19	2.1	0	0	0	9	1	0	0	0	0	0	0	0
17:15	6	-	21	4.4	0	0	0	4	1	1	0	0	0	0	0	0
17:30	13	22.9	19.7	3.3	0	0	1	8	4	0	0	0	0	0	0	0
17:45	19	23.1	20.1	4.3	0	0	1	13	4	0	1	0	0	0	0	0
18:00	17	23	19.4	3.5	0	0	2	10	5	0	0	0	0	0	0	0
18:15	10	22.7	19	4	0	0	2	5	3	0	0	0	0	0	0	0
18:30	13	24.6	20.4	4.6	0	0	2	5	5	1	0	0	0	0	0	0
18:45	8	-	19.8	3.8	0	0	1	4	3	0	0	0	0	0	0	0
19:00	9	-	20.2	3.8	0	0	1	4	4	0	0	0	0	0	0	0
19:15	3	-	20.2	3.1	0	0	0	2	1	0	0	0	0	0	0	0
19:30	7	-	19.2	3.7	0	0	1	4	2	0	0	0	0	0	0	0
19:45	4	-	18.5	4.2	0	0	1	2	1	0	0	0	0	0	0	0
20:00	4	-	14.8	2.8	0	0	3	1	0	0	0	0	0	0	0	0
20:15	6	-	19.3	4	0	0	1	3	2	0	0	0	0	0	0	0
20:30	5	-	20.5	3.1	0	0	0	3	2	0	0	0	0	0	0	0
20:45	4	-	19.8	2.8	0	0	0	3	1	0	0	0	0	0	0	0
21:00	2	-	16	3.5	0	0	1	1	0	0	0	0	0	0	0	0
21:15	3	-	18.5	1.7	0	0	0	3	0	0	0	0	0	0	0	0
21:30	1	-	28.5	-	0	0	0	0	0	1	0	0	0	0	0	0
21:45	1	-	18.5	-	0	0	0	1	0	0	0	0	0	0	0	0
22:00	2	-	21	3.5	0	0	0	1	1	0	0	0	0	0	0	0
22:15	2	-	18.5	1.8	0	0	0	2	0	0	0	0	0	0	0	0
22:30	1	-	18.5	-	0	0	0	1	0	0	0	0	0	0	0	0
22:45	0	-	-	-	0	0	0	0	0	0	0	0	0	0	0	0
23:00	3	-	23.5	5	0	0	0	1	1	1	0	0	0	0	0	0
23:15	3	-	16.8	3.1	0	0	1	2	0	0	0	0	0	0	0	0
23:30	1	-	13.5	-	0	0	1	0	0	0	0	0	0	0	0	0
23:45	2	-	23.5	7.1	0	0	0	1	0	1	0	0	0	0	0	0
12H,7-19	1172	23.3	19.2	3.7	0	17	128	723	282	21	1	0	0	0	0	0
16H,6-22	1253	23.3	19.2	3.7	0	17	139	766	307	23	1	0	0	0	0	0
18H,6-24	1267	23.3	19.2	3.7	0	17	141	774	309	25	1	0	0	0	0	0
24H,0-24	1323	23.4	19.3	3.7	0	17	147	805	326	27	1	0	0	0	0	0

Time Period	Total Vehicles	85%ile Speed	Mean Speed	Stand Dev.	<6Mph	6-<11	11-<16	16-<21	21-<26	26-<31	31-<36	36-<41	41-<46	46-<51	51-<56	=>56
<b>Fri 22-Nov-19</b>																
00:00	2	-	21	10.6	0	0	1	0	0	1	0	0	0	0	0	0
00:15	0	-	-	-	0	0	0	0	0	0	0	0	0	0	0	0
00:30	2	-	21	3.5	0	0	0	1	1	0	0	0	0	0	0	0
00:45	1	-	18.5	-	0	0	0	1	0	0	0	0	0	0	0	0
01:00	2	-	23.5	7.1	0	0	0	1	0	1	0	0	0	0	0	0
01:15	1	-	18.5	-	0	0	0	1	0	0	0	0	0	0	0	0
01:30	1	-	13.5	-	0	0	1	0	0	0	0	0	0	0	0	0
01:45	0	-	-	-	0	0	0	0	0	0	0	0	0	0	0	0
02:00	0	-	-	-	0	0	0	0	0	0	0	0	0	0	0	0
02:15	1	-	13.5	-	0	0	1	0	0	0	0	0	0	0	0	0
02:30	4	-	21	3.2	0	0	0	2	2	0	0	0	0	0	0	0
02:45	1	-	13.5	-	0	0	1	0	0	0	0	0	0	0	0	0
03:00	1	-	18.5	-	0	0	0	1	0	0	0	0	0	0	0	0
03:15	0	-	-	-	0	0	0	0	0	0	0	0	0	0	0	0
03:30	3	-	18.5	1.7	0	0	0	3	0	0	0	0	0	0	0	0
03:45	1	-	18.5	-	0	0	0	1	0	0	0	0	0	0	0	0
04:00	2	-	16	3.5	0	0	1	1	0	0	0	0	0	0	0	0
04:15	4	-	17.3	6.4	0	1	0	2	1	0	0	0	0	0	0	0
04:30	2	-	18.5	1.8	0	0	0	2	0	0	0	0	0	0	0	0
04:45	16	22.4	19.1	3.4	0	0	2	10	4	0	0	0	0	0	0	0
05:00	6	-	20.2	4.3	0	0	1	2	3	0	0	0	0	0	0	0
05:15	1	-	23.5	-	0	0	0	0	1	0	0	0	0	0	0	0
05:30	2	-	18.5	1.8	0	0	0	2	0	0	0	0	0	0	0	0
05:45	6	-	21.8	3	0	0	0	2	4	0	0	0	0	0	0	0
06:00	9	-	20.7	3.9	0	0	0	6	2	1	0	0	0	0	0	0
06:15	5	-	20.5	4.6	0	0	1	1	3	0	0	0	0	0	0	0
06:30	6	-	19.3	4	0	0	1	3	2	0	0	0	0	0	0	0
06:45	12	23.7	19.8	4	0	0	2	5	5	0	0	0	0	0	0	0
07:00	10	22.7	20	2.8	0	0	0	7	3	0	0	0	0	0	0	0
07:15	23	24.1	20	4.1	0	0	2	14	5	2	0	0	0	0	0	0
07:30	31	22.3	18.8	3.7	0	1	3	20	7	0	0	0	0	0	0	0
07:45	41	23.1	19.5	3.7	0	0	4	27	8	2	0	0	0	0	0	0
08:00	61	23	19.2	3.3	0	0	7	38	16	0	0	0	0	0	0	0
08:15	82	21.4	18.2	3.5	0	0	19	49	14	0	0	0	0	0	0	0
08:30	90	23.3	19.2	3.5	0	0	13	51	26	0	0	0	0	0	0	0
08:45	104	22.9	19.2	3.7	0	3	6	70	23	2	0	0	0	0	0	0
09:00	84	23.3	18.6	4.1	0	1	20	39	24	0	0	0	0	0	0	0
09:15	52	23.9	19.5	4.1	0	1	8	23	20	0	0	0	0	0	0	0
09:30	30	20.8	17.7	4.2	0	3	3	20	4	0	0	0	0	0	0	0
09:45	21	24.7	21.6	3.3	0	0	1	6	14	0	0	0	0	0	0	0
10:00	24	24.1	19.1	4.9	0	1	5	9	8	1	0	0	0	0	0	0
10:15	23	20.7	17.8	4.3	0	1	5	14	2	1	0	0	0	0	0	0
10:30	15	24.5	20.5	4.4	0	0	2	6	6	1	0	0	0	0	0	0
10:45	21	24.6	20.4	4.5	0	1	0	12	6	2	0	0	0	0	0	0
11:00	10	21	19	3.2	0	0	1	7	2	0	0	0	0	0	0	0
11:15	9	-	19.6	3.6	0	0	1	5	3	0	0	0	0	0	0	0
11:30	15	23.7	19.2	4.8	0	1	2	6	6	0	0	0	0	0	0	0
11:45	10	24	20.5	3.8	0	0	1	4	5	0	0	0	0	0	0	0

Time Period	Total Vehicles	85%ile Speed	Mean Speed	Stand Dev.	<6Mph	6-<11	11-<16	16-<21	21-<26	26-<31	31-<36	36-<41	41-<46	46-<51	51-<56	=>56
<b>Fri 22-Nov-19</b>																
12:00	9	-	19.1	4.2	0	0	2	4	3	0	0	0	0	0	0	0
12:15	13	21.9	19.3	3.1	0	0	1	9	3	0	0	0	0	0	0	0
12:30	9	-	19.6	4.3	0	0	1	6	1	1	0	0	0	0	0	0
12:45	19	24.9	20.1	5.2	0	1	2	8	6	2	0	0	0	0	0	0
13:00	22	23.8	18.7	5.2	0	1	5	10	4	2	0	0	0	0	0	0
13:15	12	22.8	19.3	4.4	0	0	2	7	2	1	0	0	0	0	0	0
13:30	9	-	17.9	3.3	0	0	2	6	1	0	0	0	0	0	0	0
13:45	17	23.4	20	3.7	0	0	1	11	4	1	0	0	0	0	0	0
14:00	6	-	18.5	4.7	0	0	2	2	2	0	0	0	0	0	0	0
14:15	10	21	18.5	3.6	0	0	2	6	2	0	0	0	0	0	0	0
14:30	2	-	21	3.5	0	0	0	1	1	0	0	0	0	0	0	0
14:45	10	23.5	20.5	3.8	0	0	0	7	2	1	0	0	0	0	0	0
15:00	8	-	19.1	2.3	0	0	0	7	1	0	0	0	0	0	0	0
15:15	4	-	17.3	2.8	0	0	1	3	0	0	0	0	0	0	0	0
15:30	8	-	19.8	2.7	0	0	0	6	2	0	0	0	0	0	0	0
15:45	9	-	20.2	3.8	0	0	0	7	1	1	0	0	0	0	0	0
16:00	7	-	18.5	3.2	0	0	1	5	1	0	0	0	0	0	0	0
16:15	4	-	19.8	6.4	0	0	1	2	0	1	0	0	0	0	0	0
16:30	16	20.6	17.9	3.4	0	0	4	10	2	0	0	0	0	0	0	0
16:45	6	-	20.2	3	0	0	0	4	2	0	0	0	0	0	0	0
17:00	3	-	21.8	3.1	0	0	0	1	2	0	0	0	0	0	0	0
17:15	10	24.8	21.5	3.8	0	0	0	5	4	1	0	0	0	0	0	0
17:30	7	-	19.2	3.7	0	0	1	4	2	0	0	0	0	0	0	0
17:45	4	-	19.8	2.8	0	0	0	3	1	0	0	0	0	0	0	0
18:00	9	-	21.8	2.9	0	0	0	3	6	0	0	0	0	0	0	0
18:15	9	-	20.7	3.9	0	0	1	3	5	0	0	0	0	0	0	0
18:30	6	-	19.3	6	0	1	0	2	3	0	0	0	0	0	0	0
18:45	8	-	22.9	5.8	0	0	1	1	5	0	1	0	0	0	0	0
19:00	6	-	21.8	4.3	0	0	0	3	2	1	0	0	0	0	0	0
19:15	5	-	17.5	6.6	0	0	3	1	0	1	0	0	0	0	0	0
19:30	4	-	18.5	7.1	0	1	0	1	2	0	0	0	0	0	0	0
19:45	3	-	18.5	1.7	0	0	0	3	0	0	0	0	0	0	0	0
20:00	5	-	22.5	4.4	0	0	0	2	2	1	0	0	0	0	0	0
20:15	4	-	18.5	1.6	0	0	0	4	0	0	0	0	0	0	0	0
20:30	6	-	19.3	6	0	1	0	2	3	0	0	0	0	0	0	0
20:45	2	-	16	3.5	0	0	1	1	0	0	0	0	0	0	0	0
21:00	3	-	18.5	5	0	0	1	1	1	0	0	0	0	0	0	0
21:15	3	-	20.2	7.6	0	0	1	1	0	1	0	0	0	0	0	0
21:30	2	-	18.5	1.8	0	0	0	2	0	0	0	0	0	0	0	0
21:45	1	-	18.5	-	0	0	0	1	0	0	0	0	0	0	0	0
22:00	4	-	21	3.2	0	0	0	2	2	0	0	0	0	0	0	0
22:15	2	-	18.5	1.8	0	0	0	2	0	0	0	0	0	0	0	0
22:30	3	-	20.2	5.9	0	0	1	0	2	0	0	0	0	0	0	0
22:45	6	-	20.2	5.3	0	0	1	3	1	1	0	0	0	0	0	0
23:00	10	23.5	19.5	4.2	0	0	2	4	4	0	0	0	0	0	0	0
23:15	5	-	21.5	4.6	0	0	0	3	1	1	0	0	0	0	0	0
23:30	3	-	18.5	5	0	0	1	1	1	0	0	0	0	0	0	0
23:45	1	-	23.5	-	0	0	0	0	1	0	0	0	0	0	0	0
12H,7-19	1012	23.6	19.3	3.9	0	16	133	570	270	22	1	0	0	0	0	0
16H,6-22	1088	23.7	19.3	4	0	18	143	607	292	27	1	0	0	0	0	0
18H,6-24	1122	23.7	19.3	4	0	18	148	622	304	29	1	0	0	0	0	0
24H,0-24	1181	23.7	19.3	4	0	19	156	654	320	31	1	0	0	0	0	0

Time Period	Total Vehicles	85%ile Speed	Mean Speed	Stand Dev.	<6Mph	6-<11	11-<16	16-<21	21-<26	26-<31	31-<36	36-<41	41-<46	46-<51	51-<56	=>56
<b>Sat 23-Nov-19</b>																
00:00	2	-	18.5	1.8	0	0	0	2	0	0	0	0	0	0	0	0
00:15	4	-	18.5	4.2	0	0	1	2	1	0	0	0	0	0	0	0
00:30	2	-	18.5	1.8	0	0	0	2	0	0	0	0	0	0	0	0
00:45	1	-	18.5	-	0	0	0	1	0	0	0	0	0	0	0	0
01:00	4	-	19.8	2.8	0	0	0	3	1	0	0	0	0	0	0	0
01:15	2	-	18.5	1.8	0	0	0	2	0	0	0	0	0	0	0	0
01:30	2	-	18.5	1.8	0	0	0	2	0	0	0	0	0	0	0	0
01:45	2	-	18.5	1.8	0	0	0	2	0	0	0	0	0	0	0	0
02:00	2	-	21	3.5	0	0	0	1	1	0	0	0	0	0	0	0
02:15	1	-	13.5	-	0	0	1	0	0	0	0	0	0	0	0	0
02:30	3	-	16.8	3.1	0	0	1	2	0	0	0	0	0	0	0	0
02:45	3	-	18.5	1.7	0	0	0	3	0	0	0	0	0	0	0	0
03:00	3	-	20.2	3.1	0	0	0	2	1	0	0	0	0	0	0	0
03:15	2	-	18.5	1.8	0	0	0	2	0	0	0	0	0	0	0	0
03:30	1	-	23.5	-	0	0	0	0	1	0	0	0	0	0	0	0
03:45	2	-	23.5	7.1	0	0	0	1	0	1	0	0	0	0	0	0
04:00	2	-	21	10.6	0	0	1	0	0	1	0	0	0	0	0	0
04:15	1	-	8.5	-	0	1	0	0	0	0	0	0	0	0	0	0
04:30	2	-	16	3.5	0	0	1	1	0	0	0	0	0	0	0	0
04:45	3	-	20.2	3.1	0	0	0	2	1	0	0	0	0	0	0	0
05:00	2	-	23.5	1.8	0	0	0	0	2	0	0	0	0	0	0	0
05:15	2	-	16	3.5	0	0	1	1	0	0	0	0	0	0	0	0
05:30	1	-	18.5	-	0	0	0	1	0	0	0	0	0	0	0	0
05:45	0	-	-	-	0	0	0	0	0	0	0	0	0	0	0	0
06:00	2	-	21	3.5	0	0	0	1	1	0	0	0	0	0	0	0
06:15	3	-	23.5	5	0	0	0	1	1	1	0	0	0	0	0	0
06:30	0	-	-	-	0	0	0	0	0	0	0	0	0	0	0	0
06:45	4	-	17.3	2.8	0	0	1	3	0	0	0	0	0	0	0	0
07:00	0	-	-	-	0	0	0	0	0	0	0	0	0	0	0	0
07:15	0	-	-	-	0	0	0	0	0	0	0	0	0	0	0	0
07:30	5	-	18.5	5.2	0	0	2	1	2	0	0	0	0	0	0	0
07:45	5	-	16.5	4.6	0	0	3	1	1	0	0	0	0	0	0	0
08:00	5	-	16.5	3.1	0	0	2	3	0	0	0	0	0	0	0	0
08:15	8	-	17.3	2.7	0	0	2	6	0	0	0	0	0	0	0	0
08:30	12	19.9	17.7	2.4	0	0	2	10	0	0	0	0	0	0	0	0
08:45	8	-	19.1	2.3	0	0	0	7	1	0	0	0	0	0	0	0
09:00	6	-	17.7	2.5	0	0	1	5	0	0	0	0	0	0	0	0
09:15	7	-	18.5	3.2	0	0	1	5	1	0	0	0	0	0	0	0
09:30	4	-	18.5	7.1	0	0	2	1	0	1	0	0	0	0	0	0
09:45	7	-	17.8	3.7	0	0	2	4	1	0	0	0	0	0	0	0
10:00	4	-	24.8	4.9	0	0	0	1	1	2	0	0	0	0	0	0
10:15	5	-	18.5	3.7	0	0	1	3	1	0	0	0	0	0	0	0
10:30	5	-	18.5	3.7	0	0	1	3	1	0	0	0	0	0	0	0
10:45	6	-	19.3	4	0	0	1	3	2	0	0	0	0	0	0	0
11:00	8	-	19.1	3.5	0	0	1	5	2	0	0	0	0	0	0	0
11:15	3	-	18.5	1.7	0	0	0	3	0	0	0	0	0	0	0	0
11:30	13	22.4	18.9	4.5	0	0	3	7	2	1	0	0	0	0	0	0
11:45	6	-	18.5	3.4	0	0	1	4	1	0	0	0	0	0	0	0

Time Period	Total Vehicles	85%ile Speed	Mean Speed	Stand Dev.	<6Mph	6-<11	11-<16	16-<21	21-<26	26-<31	31-<36	36-<41	41-<46	46-<51	51-<56	=>56
<b>Sat 23-Nov-19</b>																
12:00	6	-	17.7	2.5	0	0	1	5	0	0	0	0	0	0	0	0
12:15	7	-	17.8	2.4	0	0	1	6	0	0	0	0	0	0	0	0
12:30	6	-	17.7	2.5	0	0	1	5	0	0	0	0	0	0	0	0
12:45	6	-	21	3.1	0	0	0	3	3	0	0	0	0	0	0	0
13:00	4	-	19.8	2.8	0	0	0	3	1	0	0	0	0	0	0	0
13:15	4	-	19.8	2.8	0	0	0	3	1	0	0	0	0	0	0	0
13:30	7	-	21.4	5	0	0	1	2	3	1	0	0	0	0	0	0
13:45	7	-	19.9	4	0	0	1	3	3	0	0	0	0	0	0	0
14:00	4	-	21	3.2	0	0	0	2	2	0	0	0	0	0	0	0
14:15	5	-	19.5	2.6	0	0	0	4	1	0	0	0	0	0	0	0
14:30	4	-	19.8	2.8	0	0	0	3	1	0	0	0	0	0	0	0
14:45	9	-	19.6	4.3	0	0	1	6	1	1	0	0	0	0	0	0
15:00	6	-	16	4.4	0	1	1	4	0	0	0	0	0	0	0	0
15:15	6	-	19.3	4	0	0	1	3	2	0	0	0	0	0	0	0
15:30	6	-	19.3	6	0	0	2	2	1	1	0	0	0	0	0	0
15:45	4	-	16	3.2	0	0	2	2	0	0	0	0	0	0	0	0
16:00	5	-	19.5	4.4	0	0	1	2	2	0	0	0	0	0	0	0
16:15	6	-	20.2	6.9	0	0	1	4	0	0	1	0	0	0	0	0
16:30	2	-	28.5	7.1	0	0	0	0	1	0	1	0	0	0	0	0
16:45	9	-	21.3	3	0	0	0	4	5	0	0	0	0	0	0	0
17:00	5	-	19.5	5.6	0	0	1	3	0	1	0	0	0	0	0	0
17:15	5	-	22.5	2.6	0	0	0	1	4	0	0	0	0	0	0	0
17:30	7	-	19.9	2.9	0	0	0	5	2	0	0	0	0	0	0	0
17:45	2	-	23.5	7.1	0	0	0	1	0	1	0	0	0	0	0	0
18:00	2	-	23.5	7.1	0	0	0	1	0	1	0	0	0	0	0	0
18:15	10	23.5	20	4.3	0	0	1	6	2	1	0	0	0	0	0	0
18:30	1	-	28.5	-	0	0	0	0	0	1	0	0	0	0	0	0
18:45	3	-	25.2	5.9	0	0	0	1	0	2	0	0	0	0	0	0
19:00	4	-	19.8	2.8	0	0	0	3	1	0	0	0	0	0	0	0
19:15	1	-	18.5	-	0	0	0	1	0	0	0	0	0	0	0	0
19:30	5	-	22.5	6.6	0	0	0	3	1	0	1	0	0	0	0	0
19:45	7	-	21.4	6.5	0	0	1	3	2	0	1	0	0	0	0	0
20:00	6	-	22.7	6	0	0	0	3	2	0	1	0	0	0	0	0
20:15	2	-	16	3.5	0	0	1	1	0	0	0	0	0	0	0	0
20:30	5	-	18.5	3.7	0	0	1	3	1	0	0	0	0	0	0	0
20:45	6	-	22.7	5.1	0	0	1	0	4	1	0	0	0	0	0	0
21:00	1	-	13.5	-	0	0	1	0	0	0	0	0	0	0	0	0
21:15	5	-	20.5	5.8	0	0	1	2	1	1	0	0	0	0	0	0
21:30	1	-	23.5	-	0	0	0	0	1	0	0	0	0	0	0	0
21:45	2	-	18.5	1.8	0	0	0	2	0	0	0	0	0	0	0	0
22:00	5	-	20.5	4.6	0	0	1	1	3	0	0	0	0	0	0	0
22:15	0	-	-	-	0	0	0	0	0	0	0	0	0	0	0	0
22:30	1	-	18.5	-	0	0	0	1	0	0	0	0	0	0	0	0
22:45	1	-	23.5	-	0	0	0	0	1	0	0	0	0	0	0	0
23:00	1	-	18.5	-	0	0	0	1	0	0	0	0	0	0	0	0
23:15	2	-	23.5	1.8	0	0	0	0	2	0	0	0	0	0	0	0
23:30	4	-	21	6.5	0	0	1	1	1	1	0	0	0	0	0	0
23:45	1	-	13.5	-	0	0	1	0	0	0	0	0	0	0	0	0
12H,7-19	265	23.6	19.3	4.2	0	1	41	156	51	14	2	0	0	0	0	0
16H,6-22	319	24	19.5	4.4	0	1	48	182	66	17	5	0	0	0	0	0
18H,6-24	334	24.1	19.6	4.4	0	1	51	186	73	18	5	0	0	0	0	0
24H,0-24	383	24	19.5	4.3	0	2	57	218	81	20	5	0	0	0	0	0

Time Period	Total Vehicles	85%ile Speed	Mean Speed	Stand Dev.	<6Mph	6-<11	11-<16	16-<21	21-<26	26-<31	31-<36	36-<41	41-<46	46-<51	51-<56	=>56
<b>Sun 24-Nov-19</b>																
00:00	0	-	-	-	0	0	0	0	0	0	0	0	0	0	0	0
00:15	1	-	23.5	-	0	0	0	0	1	0	0	0	0	0	0	0
00:30	0	-	-	-	0	0	0	0	0	0	0	0	0	0	0	0
00:45	1	-	23.5	-	0	0	0	0	1	0	0	0	0	0	0	0
01:00	1	-	18.5	-	0	0	0	1	0	0	0	0	0	0	0	0
01:15	2	-	18.5	1.8	0	0	0	2	0	0	0	0	0	0	0	0
01:30	1	-	18.5	-	0	0	0	1	0	0	0	0	0	0	0	0
01:45	0	-	-	-	0	0	0	0	0	0	0	0	0	0	0	0
02:00	0	-	-	-	0	0	0	0	0	0	0	0	0	0	0	0
02:15	0	-	-	-	0	0	0	0	0	0	0	0	0	0	0	0
02:30	1	-	18.5	-	0	0	0	1	0	0	0	0	0	0	0	0
02:45	3	-	20.2	3.1	0	0	0	2	1	0	0	0	0	0	0	0
03:00	1	-	23.5	-	0	0	0	0	1	0	0	0	0	0	0	0
03:15	3	-	15.2	3.1	0	0	2	1	0	0	0	0	0	0	0	0
03:30	0	-	-	-	0	0	0	0	0	0	0	0	0	0	0	0
03:45	1	-	18.5	-	0	0	0	1	0	0	0	0	0	0	0	0
04:00	0	-	-	-	0	0	0	0	0	0	0	0	0	0	0	0
04:15	1	-	13.5	-	0	0	1	0	0	0	0	0	0	0	0	0
04:30	1	-	18.5	-	0	0	0	1	0	0	0	0	0	0	0	0
04:45	0	-	-	-	0	0	0	0	0	0	0	0	0	0	0	0
05:00	0	-	-	-	0	0	0	0	0	0	0	0	0	0	0	0
05:15	0	-	-	-	0	0	0	0	0	0	0	0	0	0	0	0
05:30	2	-	13.5	7.1	0	1	0	1	0	0	0	0	0	0	0	0
05:45	0	-	-	-	0	0	0	0	0	0	0	0	0	0	0	0
06:00	2	-	23.5	7.1	0	0	0	1	0	1	0	0	0	0	0	0
06:15	2	-	18.5	1.8	0	0	0	2	0	0	0	0	0	0	0	0
06:30	2	-	23.5	14.1	0	0	1	0	0	0	1	0	0	0	0	0
06:45	1	-	8.5	-	0	1	0	0	0	0	0	0	0	0	0	0
07:00	0	-	-	-	0	0	0	0	0	0	0	0	0	0	0	0
07:15	0	-	-	-	0	0	0	0	0	0	0	0	0	0	0	0
07:30	1	-	18.5	-	0	0	0	1	0	0	0	0	0	0	0	0
07:45	1	-	8.5	-	0	1	0	0	0	0	0	0	0	0	0	0
08:00	1	-	13.5	-	0	0	1	0	0	0	0	0	0	0	0	0
08:15	1	-	23.5	-	0	0	0	0	1	0	0	0	0	0	0	0
08:30	5	-	17.5	4.4	0	0	2	2	1	0	0	0	0	0	0	0
08:45	5	-	16.5	3.1	0	0	2	3	0	0	0	0	0	0	0	0
09:00	1	-	13.5	-	0	0	1	0	0	0	0	0	0	0	0	0
09:15	6	-	15.2	4.3	0	1	2	3	0	0	0	0	0	0	0	0
09:30	5	-	19.5	2.6	0	0	0	4	1	0	0	0	0	0	0	0
09:45	7	-	19.2	3.7	0	0	1	4	2	0	0	0	0	0	0	0
10:00	9	-	19.1	3.3	0	0	1	6	2	0	0	0	0	0	0	0
10:15	1	-	13.5	-	0	0	1	0	0	0	0	0	0	0	0	0
10:30	4	-	22.3	2.8	0	0	0	1	3	0	0	0	0	0	0	0
10:45	4	-	18.5	4.2	0	0	1	2	1	0	0	0	0	0	0	0
11:00	10	22.7	19	4	0	0	2	5	3	0	0	0	0	0	0	0
11:15	6	-	19.3	2.5	0	0	0	5	1	0	0	0	0	0	0	0
11:30	8	-	19.8	3.8	0	0	0	7	0	1	0	0	0	0	0	0
11:45	7	-	20.6	5.8	0	0	2	1	3	1	0	0	0	0	0	0

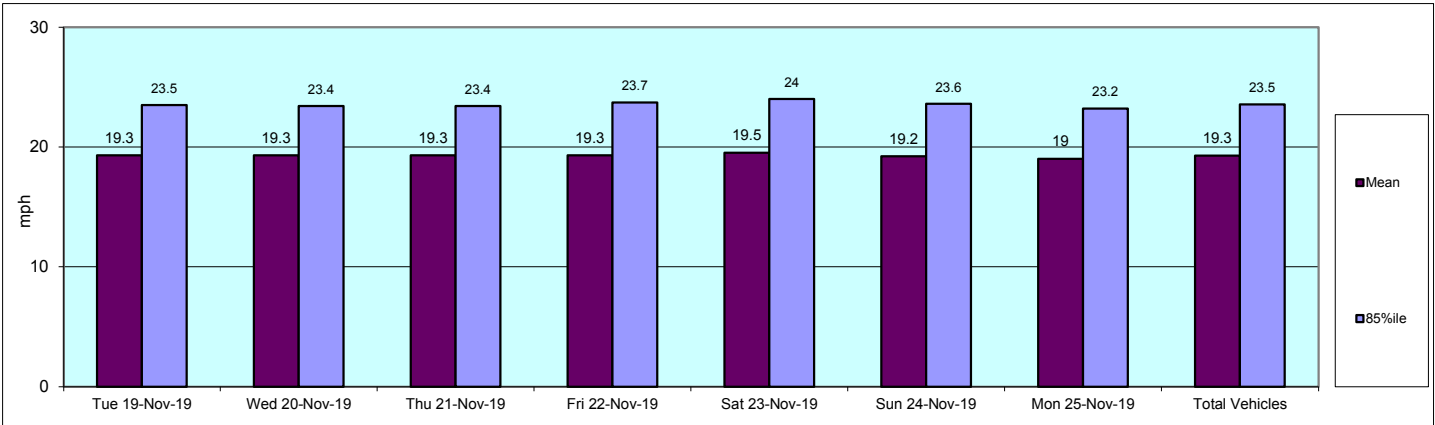
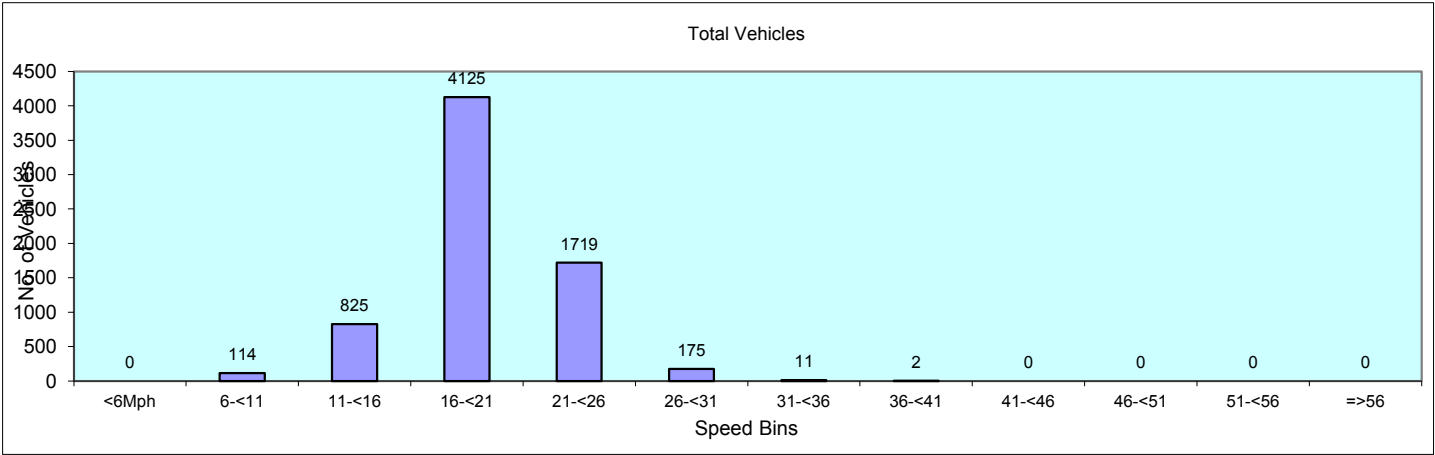
Time Period	Total Vehicles	85%ile Speed	Mean Speed	Stand Dev.	<6Mph	6-<11	11-<16	16-<21	21-<26	26-<31	31-<36	36-<41	41-<46	46-<51	51-<56	=>56
<b>Sun 24-Nov-19</b>																
12:00	3	-	20.2	3.1	0	0	0	2	1	0	0	0	0	0	0	0
12:15	6	-	18.5	3.4	0	0	1	4	1	0	0	0	0	0	0	0
12:30	5	-	15.5	3.1	0	0	3	2	0	0	0	0	0	0	0	0
12:45	7	-	19.2	2.4	0	0	0	6	1	0	0	0	0	0	0	0
13:00	6	-	17.7	5.1	0	1	0	4	1	0	0	0	0	0	0	0
13:15	2	-	16	3.5	0	0	1	1	0	0	0	0	0	0	0	0
13:30	6	-	16.8	4.3	0	0	3	2	1	0	0	0	0	0	0	0
13:45	6	-	17.7	2.5	0	0	1	5	0	0	0	0	0	0	0	0
14:00	4	-	19.8	2.8	0	0	0	3	1	0	0	0	0	0	0	0
14:15	3	-	18.5	1.7	0	0	0	3	0	0	0	0	0	0	0	0
14:30	7	-	19.2	2.4	0	0	0	6	1	0	0	0	0	0	0	0
14:45	4	-	17.3	2.8	0	0	1	3	0	0	0	0	0	0	0	0
15:00	7	-	18.5	4.3	0	0	2	3	2	0	0	0	0	0	0	0
15:15	6	-	14.3	4	0	1	3	2	0	0	0	0	0	0	0	0
15:30	7	-	18.5	3.2	0	0	1	5	1	0	0	0	0	0	0	0
15:45	12	23.7	20.2	3.6	0	0	1	6	5	0	0	0	0	0	0	0
16:00	4	-	19.8	2.8	0	0	0	3	1	0	0	0	0	0	0	0
16:15	5	-	19.5	2.6	0	0	0	4	1	0	0	0	0	0	0	0
16:30	5	-	22.5	2.6	0	0	0	1	4	0	0	0	0	0	0	0
16:45	5	-	18.5	3.7	0	0	1	3	1	0	0	0	0	0	0	0
17:00	5	-	21.5	4.6	0	0	0	3	1	1	0	0	0	0	0	0
17:15	4	-	21	3.2	0	0	0	2	2	0	0	0	0	0	0	0
17:30	6	-	18.5	3.4	0	0	1	4	1	0	0	0	0	0	0	0
17:45	7	-	20.6	3.1	0	0	0	4	3	0	0	0	0	0	0	0
18:00	6	-	21.8	4.3	0	0	0	3	2	1	0	0	0	0	0	0
18:15	8	-	19.1	3.5	0	0	1	5	2	0	0	0	0	0	0	0
18:30	4	-	19.8	4.9	0	0	1	1	2	0	0	0	0	0	0	0
18:45	3	-	20.2	3.1	0	0	0	2	1	0	0	0	0	0	0	0
19:00	1	-	23.5	-	0	0	0	0	1	0	0	0	0	0	0	0
19:15	8	-	21.6	3	0	0	0	3	5	0	0	0	0	0	0	0
19:30	1	-	18.5	-	0	0	0	1	0	0	0	0	0	0	0	0
19:45	5	-	18.5	1.6	0	0	0	5	0	0	0	0	0	0	0	0
20:00	5	-	20.5	3.1	0	0	0	3	2	0	0	0	0	0	0	0
20:15	7	-	19.9	7	0	0	3	1	1	2	0	0	0	0	0	0
20:30	1	-	18.5	-	0	0	0	1	0	0	0	0	0	0	0	0
20:45	3	-	16.8	3.1	0	0	1	2	0	0	0	0	0	0	0	0
21:00	3	-	18.5	5	0	0	1	1	1	0	0	0	0	0	0	0
21:15	6	-	22.7	4	0	0	0	2	3	1	0	0	0	0	0	0
21:30	4	-	24.8	9.5	0	0	0	2	1	0	0	1	0	0	0	0
21:45	3	-	20.2	3.1	0	0	0	2	1	0	0	0	0	0	0	0
22:00	7	-	21.4	3.1	0	0	0	3	4	0	0	0	0	0	0	0
22:15	0	-	-	-	0	0	0	0	0	0	0	0	0	0	0	0
22:30	4	-	18.5	7.1	0	0	2	1	0	1	0	0	0	0	0	0
22:45	2	-	26	3.5	0	0	0	0	1	1	0	0	0	0	0	0
23:00	3	-	15.2	3.1	0	0	2	1	0	0	0	0	0	0	0	0
23:15	1	-	18.5	-	0	0	0	1	0	0	0	0	0	0	0	0
23:30	2	-	21	3.5	0	0	0	1	1	0	0	0	0	0	0	0
23:45	2	-	18.5	1.8	0	0	0	2	0	0	0	0	0	0	0	0
12H,7-19	235	23.1	18.9	3.9	0	4	37	136	54	4	0	0	0	0	0	0
16H,6-22	289	23.5	19.2	4.2	0	5	43	162	69	8	1	1	0	0	0	0
18H,6-24	310	23.7	19.2	4.3	0	5	47	171	75	10	1	1	0	0	0	0
24H,0-24	329	23.6	19.2	4.3	0	6	50	182	79	10	1	1	0	0	0	0



Time Period	Total Vehicles	85%ile Speed	Mean Speed	Stand Dev.	<6Mph	6-<11	11-<16	16-<21	21-<26	26-<31	31-<36	36-<41	41-<46	46-<51	51-<56	=>56
<b>Mon 25-Nov-19</b>																
00:00	1	-	18.5	-	0	0	0	1	0	0	0	0	0	0	0	0
00:15	0	-	-	-	0	0	0	0	0	0	0	0	0	0	0	0
00:30	2	-	16	3.5	0	0	1	1	0	0	0	0	0	0	0	0
00:45	0	-	-	-	0	0	0	0	0	0	0	0	0	0	0	0
01:00	1	-	18.5	-	0	0	0	1	0	0	0	0	0	0	0	0
01:15	0	-	-	-	0	0	0	0	0	0	0	0	0	0	0	0
01:30	1	-	23.5	-	0	0	0	0	1	0	0	0	0	0	0	0
01:45	0	-	-	-	0	0	0	0	0	0	0	0	0	0	0	0
02:00	1	-	23.5	-	0	0	0	0	1	0	0	0	0	0	0	0
02:15	1	-	18.5	-	0	0	0	1	0	0	0	0	0	0	0	0
02:30	1	-	13.5	-	0	0	1	0	0	0	0	0	0	0	0	0
02:45	1	-	18.5	-	0	0	0	1	0	0	0	0	0	0	0	0
03:00	0	-	-	-	0	0	0	0	0	0	0	0	0	0	0	0
03:15	0	-	-	-	0	0	0	0	0	0	0	0	0	0	0	0
03:30	0	-	-	-	0	0	0	0	0	0	0	0	0	0	0	0
03:45	2	-	23.5	1.8	0	0	0	0	2	0	0	0	0	0	0	0
04:00	0	-	-	-	0	0	0	0	0	0	0	0	0	0	0	0
04:15	2	-	16	10.6	0	1	0	0	1	0	0	0	0	0	0	0
04:30	4	-	18.5	4.2	0	0	1	2	1	0	0	0	0	0	0	0
04:45	13	26.9	21.2	5.8	0	1	0	6	3	3	0	0	0	0	0	0
05:00	3	-	18.5	1.7	0	0	0	3	0	0	0	0	0	0	0	0
05:15	2	-	16	3.5	0	0	1	1	0	0	0	0	0	0	0	0
05:30	2	-	18.5	1.8	0	0	0	2	0	0	0	0	0	0	0	0
05:45	8	-	22.3	2.7	0	0	0	2	6	0	0	0	0	0	0	0
06:00	5	-	20.5	3.1	0	0	0	3	2	0	0	0	0	0	0	0
06:15	8	-	19.8	3.8	0	0	1	4	3	0	0	0	0	0	0	0
06:30	9	-	21.8	3.8	0	0	0	4	4	1	0	0	0	0	0	0
06:45	20	24.5	21.3	3.3	0	0	1	7	12	0	0	0	0	0	0	0
07:00	24	23.8	19.3	4.6	0	1	3	12	7	1	0	0	0	0	0	0
07:15	21	23.4	19.5	4.3	0	1	1	13	5	1	0	0	0	0	0	0
07:30	32	24.5	20.2	4.2	0	0	4	15	11	2	0	0	0	0	0	0
07:45	39	23.4	19.9	2.9	0	0	1	26	12	0	0	0	0	0	0	0
08:00	53	23	18.8	3.9	0	1	9	29	14	0	0	0	0	0	0	0
08:15	51	20.9	18.6	3.4	0	2	3	38	8	0	0	0	0	0	0	0
08:30	86	22.7	19	3.4	0	1	9	56	20	0	0	0	0	0	0	0
08:45	96	20.6	18.5	2.6	0	0	9	78	9	0	0	0	0	0	0	0
09:00	72	20.4	17.2	3.8	0	3	20	43	5	1	0	0	0	0	0	0
09:15	101	20.9	17.7	4	0	6	20	60	15	0	0	0	0	0	0	0
09:30	37	21	18.6	3.1	0	0	5	26	6	0	0	0	0	0	0	0
09:45	20	20.2	18.3	4.1	0	2	0	15	3	0	0	0	0	0	0	0
10:00	29	22	18.3	3.9	0	1	5	17	6	0	0	0	0	0	0	0
10:15	14	20.7	18.1	3.4	0	0	3	9	2	0	0	0	0	0	0	0
10:30	10	21	18.5	4.3	0	1	0	7	2	0	0	0	0	0	0	0
10:45	20	24.1	20.3	4	0	0	1	13	4	2	0	0	0	0	0	0
11:00	8	-	16.6	3	0	0	3	5	0	0	0	0	0	0	0	0
11:15	8	-	18.5	5.5	0	0	3	3	1	1	0	0	0	0	0	0
11:30	4	-	18.5	4.2	0	0	1	2	1	0	0	0	0	0	0	0
11:45	5	-	19.5	2.6	0	0	0	4	1	0	0	0	0	0	0	0

Time Period	Total Vehicles	85%ile Speed	Mean Speed	Stand Dev.	<6Mph	6-<11	11-<16	16-<21	21-<26	26-<31	31-<36	36-<41	41-<46	46-<51	51-<56	=>56
<b>Mon 25-Nov-19</b>																
12:00	8	-	19.1	4.4	0	0	2	3	3	0	0	0	0	0	0	0
<b>12:15</b>	<b>15</b>	<b>23.7</b>	<b>19.2</b>	<b>4.8</b>	<b>0</b>	<b>1</b>	<b>2</b>	<b>6</b>	<b>6</b>	<b>0</b>	<b>0</b>	<b>0</b>	<b>0</b>	<b>0</b>	<b>0</b>	<b>0</b>
12:30	8	-	19.1	3.5	0	0	1	5	2	0	0	0	0	0	0	0
12:45	11	20.3	17.6	4	0	1	1	8	1	0	0	0	0	0	0	0
13:00	10	20.4	18.5	2.7	0	0	1	8	1	0	0	0	0	0	0	0
13:15	10	24.3	21	3.8	0	0	0	6	3	1	0	0	0	0	0	0
13:30	4	-	18.5	4.2	0	0	1	2	1	0	0	0	0	0	0	0
13:45	11	25	22.1	3.5	0	0	0	4	6	1	0	0	0	0	0	0
14:00	13	23.6	20	4	0	0	1	8	3	1	0	0	0	0	0	0
14:15	3	-	21.8	3.1	0	0	0	1	2	0	0	0	0	0	0	0
14:30	4	-	17.3	2.8	0	0	1	3	0	0	0	0	0	0	0	0
14:45	9	-	18.5	3.8	0	0	2	5	2	0	0	0	0	0	0	0
15:00	5	-	19.5	2.6	0	0	0	4	1	0	0	0	0	0	0	0
15:15	7	-	17.8	3.7	0	0	2	4	1	0	0	0	0	0	0	0
15:30	9	-	17.9	4.9	0	0	4	2	3	0	0	0	0	0	0	0
15:45	8	-	20.4	3	0	0	0	5	3	0	0	0	0	0	0	0
<b>16:00</b>	<b>15</b>	<b>24.5</b>	<b>20.8</b>	<b>4</b>	<b>0</b>	<b>0</b>	<b>1</b>	<b>7</b>	<b>6</b>	<b>1</b>	<b>0</b>	<b>0</b>	<b>0</b>	<b>0</b>	<b>0</b>	<b>0</b>
16:15	4	-	18.5	1.6	0	0	0	4	0	0	0	0	0	0	0	0
16:30	5	-	20.5	4.7	0	0	0	4	0	1	0	0	0	0	0	0
16:45	8	-	18.5	4	0	0	2	4	2	0	0	0	0	0	0	0
17:00	9	-	20.7	3.9	0	0	1	3	5	0	0	0	0	0	0	0
17:15	6	-	18.5	5.7	0	0	3	0	3	0	0	0	0	0	0	0
17:30	5	-	19.5	4.4	0	0	1	2	2	0	0	0	0	0	0	0
17:45	5	-	19.5	2.6	0	0	0	4	1	0	0	0	0	0	0	0
18:00	6	-	18.5	3.4	0	0	1	4	1	0	0	0	0	0	0	0
18:15	7	-	19.9	4	0	0	1	3	3	0	0	0	0	0	0	0
18:30	10	23.5	20	3.7	0	0	1	5	4	0	0	0	0	0	0	0
18:45	4	-	21	5.2	0	0	0	3	0	1	0	0	0	0	0	0
19:00	5	-	21.5	4.6	0	0	0	3	1	1	0	0	0	0	0	0
19:15	0	-	-	-	0	0	0	0	0	0	0	0	0	0	0	0
19:30	5	-	18.5	5.2	0	0	2	1	2	0	0	0	0	0	0	0
19:45	3	-	20.2	3.1	0	0	0	2	1	0	0	0	0	0	0	0
20:00	2	-	18.5	7.1	0	0	1	0	1	0	0	0	0	0	0	0
20:15	2	-	21	3.5	0	0	0	1	1	0	0	0	0	0	0	0
20:30	4	-	21	8.7	0	1	0	0	2	1	0	0	0	0	0	0
20:45	2	-	26	3.5	0	0	0	0	1	1	0	0	0	0	0	0
21:00	4	-	19.8	2.8	0	0	0	3	1	0	0	0	0	0	0	0
21:15	1	-	18.5	-	0	0	0	1	0	0	0	0	0	0	0	0
21:30	0	-	-	-	0	0	0	0	0	0	0	0	0	0	0	0
21:45	3	-	20.2	3.1	0	0	0	2	1	0	0	0	0	0	0	0
22:00	2	-	23.5	7.1	0	0	0	1	0	1	0	0	0	0	0	0
22:15	3	-	23.5	1.7	0	0	0	0	3	0	0	0	0	0	0	0
22:30	3	-	20.2	3.1	0	0	0	2	1	0	0	0	0	0	0	0
22:45	3	-	23.5	5	0	0	0	1	1	1	0	0	0	0	0	0
23:00	0	-	-	-	0	0	0	0	0	0	0	0	0	0	0	0
23:15	2	-	23.5	7.1	0	0	0	1	0	1	0	0	0	0	0	0
23:30	1	-	18.5	-	0	0	0	1	0	0	0	0	0	0	0	0
23:45	2	-	26	3.5	0	0	0	0	1	1	0	0	0	0	0	0
<b>12H,7-19</b>	<b>949</b>	<b>22.7</b>	<b>18.8</b>	<b>3.8</b>	<b>0</b>	<b>21</b>	<b>129</b>	<b>588</b>	<b>197</b>	<b>14</b>	<b>0</b>	<b>0</b>	<b>0</b>	<b>0</b>	<b>0</b>	<b>0</b>
<b>16H,6-22</b>	<b>1022</b>	<b>23</b>	<b>18.9</b>	<b>3.8</b>	<b>0</b>	<b>22</b>	<b>134</b>	<b>619</b>	<b>229</b>	<b>18</b>	<b>0</b>	<b>0</b>	<b>0</b>	<b>0</b>	<b>0</b>	<b>0</b>
<b>18H,6-24</b>	<b>1038</b>	<b>23.1</b>	<b>19</b>	<b>3.9</b>	<b>0</b>	<b>22</b>	<b>134</b>	<b>625</b>	<b>235</b>	<b>22</b>	<b>0</b>	<b>0</b>	<b>0</b>	<b>0</b>	<b>0</b>	<b>0</b>
<b>24H,0-24</b>	<b>1083</b>	<b>23.2</b>	<b>19</b>	<b>3.9</b>	<b>0</b>	<b>24</b>	<b>138</b>	<b>646</b>	<b>250</b>	<b>25</b>	<b>0</b>	<b>0</b>	<b>0</b>	<b>0</b>	<b>0</b>	<b>0</b>

Time Period	Total Vehicles	85%ile Speed	Mean Speed	Stand Dev.	<6Mph	6-<11	11-<16	16-<21	21-<26	26-<31	31-<36	36-<41	41-<46	46-<51	51-<56	=>56
<b>Daily Totals</b>																
Tue 19-Nov-19	1321	23.5	19.3	3.9	0	22	137	797	329	33	3	0	0	0	0	0
Wed 20-Nov-19	1351	23.4	19.3	3.8	0	24	140	823	334	29	0	1	0	0	0	0
Thu 21-Nov-19	1323	23.4	19.3	3.7	0	17	147	805	326	27	1	0	0	0	0	0
Fri 22-Nov-19	1181	23.7	19.3	4	0	19	156	654	320	31	1	0	0	0	0	0
Sat 23-Nov-19	383	24	19.5	4.3	0	2	57	218	81	20	5	0	0	0	0	0
Sun 24-Nov-19	329	23.6	19.2	4.3	0	6	50	182	79	10	1	1	0	0	0	0
Mon 25-Nov-19	1083	23.2	19	3.9	0	24	138	646	250	25	0	0	0	0	0	0
<b>Total Vehicles</b>																
[--]	6971	23.5	19.3	4.0	0	114	825	4125	1719	175	11	2	0	0	0	0



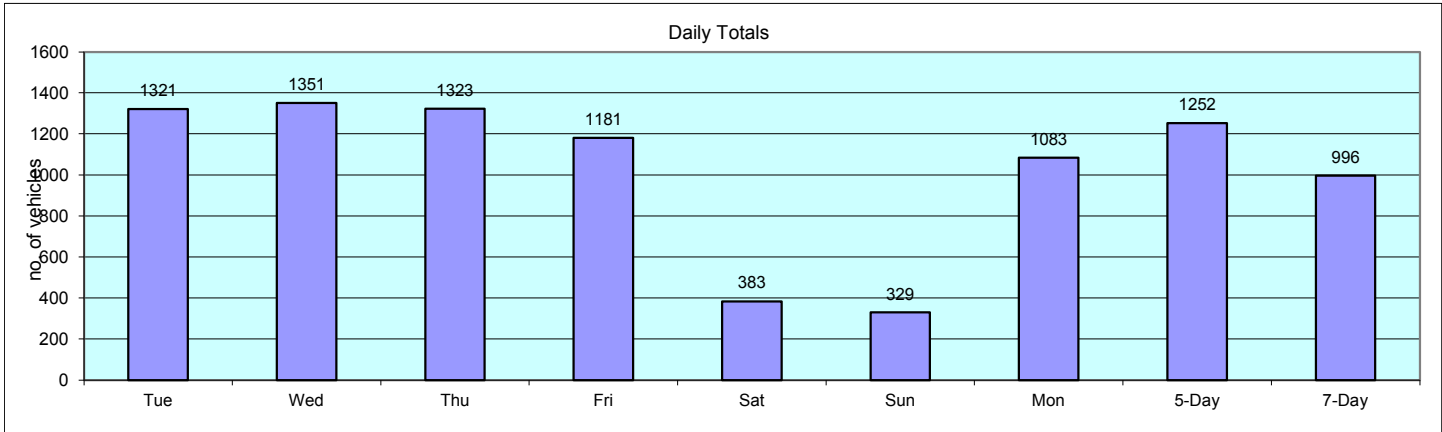
Channel: Northbound

	Tue	Wed	Thu	Fri	Sat	Sun	Mon	5-Day	7-Day
TIME PERIOD	19/11/19	20/11/19	21/11/19	22/11/19	23/11/19	24/11/19	25/11/19	Av	Av
<b>Week Begin: 19-Nov-19</b>									
00:00	0	1	0	2	2	0	1	1	1
00:15	1	1	2	0	4	1	0	1	1
00:30	2	1	3	2	2	0	2	2	2
00:45	1	1	0	1	1	1	0	1	1
01:00	1	1	0	2	4	1	1	1	1
01:15	0	2	0	1	2	2	0	1	1
01:30	0	1	2	1	2	1	1	1	1
01:45	0	0	1	0	2	0	0	0	0
02:00	0	0	1	0	2	0	1	0	1
02:15	1	1	1	1	1	0	1	1	1
02:30	1	0	2	4	3	1	1	2	2
02:45	1	0	1	1	3	3	1	1	1
03:00	0	2	0	1	3	1	0	1	1
03:15	2	0	2	0	2	3	0	1	1
03:30	0	0	0	3	1	0	0	1	1
03:45	0	1	2	1	2	1	2	1	1
04:00	0	2	1	2	2	0	0	1	1
04:15	2	1	3	4	1	1	2	2	2
04:30	2	5	6	2	2	1	4	4	3
04:45	18	14	12	16	3	0	13	15	11
05:00	4	1	4	6	2	0	3	4	3
05:15	2	1	1	1	2	0	2	1	1
05:30	4	2	2	2	1	2	2	2	2
05:45	3	5	10	6	0	0	8	6	5
06:00	6	5	7	9	2	2	5	6	5
06:15	7	4	5	5	3	2	8	6	5
06:30	8	5	5	6	0	2	9	7	5
06:45	17	11	15	12	4	1	20	15	11
07:00	18	18	15	10	0	0	24	17	12
07:15	23	26	23	23	0	0	21	23	17
07:30	32	41	41	31	5	1	32	35	26
07:45	60	57	53	41	5	1	39	50	37
08:00	58	72	67	61	5	1	53	62	45
08:15	67	73	76	82	8	1	51	70	51
08:30	116	112	104	90	12	5	86	102	75
08:45	128	121	127	104	8	5	96	115	84
09:00	115	128	121	84	6	1	72	104	75
09:15	60	84	74	52	7	6	101	74	55
09:30	31	32	25	30	4	5	37	31	23
09:45	34	38	28	21	7	7	20	28	22
10:00	23	25	23	24	4	9	29	25	20
10:15	22	13	18	23	5	1	14	18	14
10:30	16	10	19	15	5	4	10	14	11
10:45	8	15	26	21	6	4	20	18	14
11:00	22	26	5	10	8	10	8	14	13
11:15	8	8	7	9	3	6	8	8	7
11:30	10	13	10	15	13	8	4	10	10
11:45	18	10	15	10	6	7	5	12	10

Channel: Northbound

	Tue	Wed	Thu	Fri	Sat	Sun	Mon	5-Day	7-Day
TIME PERIOD	19/11/19	20/11/19	21/11/19	22/11/19	23/11/19	24/11/19	25/11/19	Av	Av
<b>Week Begin: 19-Nov-19</b>									
12:00	12	18	8	9	6	3	8	11	9
12:15	9	13	4	13	7	6	15	11	10
12:30	8	8	9	9	6	5	8	8	8
12:45	10	12	14	19	6	7	11	13	11
13:00	14	19	13	22	4	6	10	16	13
13:15	11	14	12	12	4	2	10	12	9
13:30	15	12	17	9	7	6	4	11	10
13:45	16	4	16	17	7	6	11	13	11
14:00	12	5	10	6	4	4	13	9	8
14:15	9	3	10	10	5	3	3	7	6
14:30	3	4	7	2	4	7	4	4	4
14:45	3	5	10	10	9	4	9	7	7
15:00	6	11	8	8	6	7	5	8	7
15:15	5	6	5	4	6	6	7	5	6
15:30	8	3	7	8	6	7	9	7	7
15:45	14	15	12	9	4	12	8	12	11
16:00	10	8	5	7	5	4	15	9	8
16:15	8	6	10	4	6	5	4	6	6
16:30	6	9	8	16	2	5	5	9	7
16:45	8	11	14	6	9	5	8	9	9
17:00	12	20	10	3	5	5	9	11	9
17:15	14	8	6	10	5	4	6	9	8
17:30	13	13	13	7	7	6	5	10	9
17:45	18	12	19	4	2	7	5	12	10
18:00	21	16	17	9	2	6	6	14	11
18:15	12	11	10	9	10	8	7	10	10
18:30	16	6	13	6	1	4	10	10	8
18:45	7	11	8	8	3	3	4	8	6
19:00	10	9	9	6	4	1	5	8	6
19:15	5	6	3	5	1	8	0	4	4
19:30	8	7	7	4	5	1	5	6	5
19:45	10	5	4	3	7	5	3	5	5
20:00	3	5	4	5	6	5	2	4	4
20:15	3	5	6	4	2	7	2	4	4
20:30	3	2	5	6	5	1	4	4	4
20:45	3	6	4	2	6	3	2	3	4
21:00	4	5	2	3	1	3	4	4	3
21:15	2	6	3	3	5	6	1	3	4
21:30	3	6	1	2	1	4	0	2	2
21:45	0	3	1	1	2	3	3	2	2
22:00	2	2	2	4	5	7	2	2	3
22:15	0	3	2	2	0	0	3	2	1
22:30	6	1	1	3	1	4	3	3	3
22:45	1	2	0	6	1	2	3	2	2
23:00	3	1	3	10	1	3	0	3	3
23:15	0	0	3	5	2	1	2	2	2
23:30	1	4	1	3	4	2	1	2	2
23:45	2	0	2	1	1	2	2	1	1
<b>12H,7-19</b>	<b>1169</b>	<b>1205</b>	<b>1172</b>	<b>1012</b>	<b>265</b>	<b>235</b>	<b>949</b>	<b>1101</b>	<b>858</b>
<b>16H,6-22</b>	<b>1261</b>	<b>1295</b>	<b>1253</b>	<b>1088</b>	<b>319</b>	<b>289</b>	<b>1022</b>	<b>1184</b>	<b>932</b>
<b>18H,6-24</b>	<b>1276</b>	<b>1308</b>	<b>1267</b>	<b>1122</b>	<b>334</b>	<b>310</b>	<b>1038</b>	<b>1202</b>	<b>951</b>
<b>24H,0-24</b>	<b>1321</b>	<b>1351</b>	<b>1323</b>	<b>1181</b>	<b>383</b>	<b>329</b>	<b>1083</b>	<b>1252</b>	<b>996</b>
<b>Am</b>	<b>08:15</b>	<b>08:30</b>	<b>08:15</b>	<b>08:15</b>	<b>08:15</b>	<b>11:00</b>	<b>08:30</b>	<b>-</b>	<b>-</b>
<b>Peak</b>	<b>426</b>	<b>445</b>	<b>428</b>	<b>360</b>	<b>34</b>	<b>31</b>	<b>355</b>	<b>403</b>	<b>297</b>
<b>Pm</b>	<b>17:45</b>	<b>12:45</b>	<b>17:45</b>	<b>12:15</b>	<b>14:45</b>	<b>15:00</b>	<b>12:15</b>	<b>-</b>	<b>-</b>
<b>Peak</b>	<b>67</b>	<b>57</b>	<b>59</b>	<b>63</b>	<b>27</b>	<b>32</b>	<b>44</b>	<b>58</b>	<b>50</b>

TIME PERIOD	Tue 19/11/19	Wed 20/11/19	Thu 21/11/19	Fri 22/11/19	Sat 23/11/19	Sun 24/11/19	Mon 25/11/19	5-Day Av	7-Day Av
-------------	-----------------	-----------------	-----------------	-----------------	-----------------	-----------------	-----------------	-------------	-------------



Tue 19-Nov-19 to Mon 25-Nov-19

Channel: Southbound

TIME PERIOD	TOTAL VEHICLES	MOTOR-CYCLES	MOTOR-CYCLES%	CARS	CARS %	LGV	LGV %	HGV	HGV %	BUS	BUS %
<b>Tue 19-Nov-19</b>											
00:00	1	0	0.0	1	100.0	0	0.0	0	0.0	0	0.0
00:15	3	0	0.0	3	100.0	0	0.0	0	0.0	0	0.0
00:30	2	1	50.0	1	50.0	0	0.0	0	0.0	0	0.0
00:45	2	0	0.0	2	100.0	0	0.0	0	0.0	0	0.0
01:00	1	0	0.0	1	100.0	0	0.0	0	0.0	0	0.0
01:15	1	0	0.0	1	100.0	0	0.0	0	0.0	0	0.0
01:30	1	0	0.0	1	100.0	0	0.0	0	0.0	0	0.0
01:45	0	0	-	0	-	0	-	0	-	0	-
02:00	0	0	-	0	-	0	-	0	-	0	-
02:15	2	0	0.0	1	50.0	1	50.0	0	0.0	0	0.0
02:30	1	0	0.0	1	100.0	0	0.0	0	0.0	0	0.0
02:45	2	0	0.0	2	100.0	0	0.0	0	0.0	0	0.0
03:00	0	0	-	0	-	0	-	0	-	0	-
03:15	2	0	0.0	2	100.0	0	0.0	0	0.0	0	0.0
03:30	0	0	-	0	-	0	-	0	-	0	-
03:45	1	0	0.0	1	100.0	0	0.0	0	0.0	0	0.0
04:00	0	0	-	0	-	0	-	0	-	0	-
04:15	0	0	-	0	-	0	-	0	-	0	-
04:30	1	0	0.0	1	100.0	0	0.0	0	0.0	0	0.0
04:45	2	0	0.0	2	100.0	0	0.0	0	0.0	0	0.0
05:00	2	0	0.0	1	50.0	0	0.0	1	50.0	0	0.0
05:15	0	0	-	0	-	0	-	0	-	0	-
05:30	3	0	0.0	1	33.3	2	66.7	0	0.0	0	0.0
05:45	3	0	0.0	3	100.0	0	0.0	0	0.0	0	0.0
06:00	1	1	100.0	0	0.0	0	0.0	0	0.0	0	0.0
06:15	3	1	33.3	1	33.3	1	33.3	0	0.0	0	0.0
06:30	3	0	0.0	3	100.0	0	0.0	0	0.0	0	0.0
06:45	7	0	0.0	6	85.7	1	14.3	0	0.0	0	0.0
07:00	1	0	0.0	0	0.0	1	100.0	0	0.0	0	0.0
07:15	1	0	0.0	1	100.0	0	0.0	0	0.0	0	0.0
07:30	4	0	0.0	2	50.0	2	50.0	0	0.0	0	0.0
07:45	4	0	0.0	4	100.0	0	0.0	0	0.0	0	0.0
08:00	4	0	0.0	4	100.0	0	0.0	0	0.0	0	0.0
08:15	1	0	0.0	1	100.0	0	0.0	0	0.0	0	0.0
08:30	6	0	0.0	6	100.0	0	0.0	0	0.0	0	0.0
08:45	8	0	0.0	8	100.0	0	0.0	0	0.0	0	0.0
09:00	21	1	4.8	18	85.7	1	4.8	0	0.0	1	4.8
09:15	11	0	0.0	9	81.8	2	18.2	0	0.0	0	0.0
09:30	7	0	0.0	6	85.7	1	14.3	0	0.0	0	0.0
09:45	9	1	11.1	8	88.9	0	0.0	0	0.0	0	0.0
10:00	19	0	0.0	16	84.2	3	15.8	0	0.0	0	0.0
10:15	10	0	0.0	9	90.0	1	10.0	0	0.0	0	0.0
10:30	9	0	0.0	8	88.9	1	11.1	0	0.0	0	0.0
10:45	7	0	0.0	7	100.0	0	0.0	0	0.0	0	0.0
11:00	13	1	7.7	10	76.9	2	15.4	0	0.0	0	0.0
11:15	14	3	21.4	9	64.3	1	7.1	1	7.1	0	0.0
11:30	5	0	0.0	4	80.0	1	20.0	0	0.0	0	0.0
11:45	9	0	0.0	8	88.9	1	11.1	0	0.0	0	0.0

TIME PERIOD	TOTAL VEHICLES	MOTOR-CYCLES	MOTOR-CYCLES%	CARS	CARS %	LGV	LGV %	HGV	HGV %	BUS	BUS %
<b>Tue 19-Nov-19</b>											
12:00	11	1	9.1	9	81.8	1	9.1	0	0.0	0	0.0
12:15	13	1	7.7	9	69.2	2	15.4	1	7.7	0	0.0
12:30	11	0	0.0	10	90.9	1	9.1	0	0.0	0	0.0
12:45	16	2	12.5	12	75.0	2	12.5	0	0.0	0	0.0
13:00	16	2	12.5	14	87.5	0	0.0	0	0.0	0	0.0
13:15	16	2	12.5	12	75.0	2	12.5	0	0.0	0	0.0
13:30	14	0	0.0	12	85.7	2	14.3	0	0.0	0	0.0
13:45	13	0	0.0	12	92.3	1	7.7	0	0.0	0	0.0
14:00	19	1	5.3	17	89.5	1	5.3	0	0.0	0	0.0
14:15	15	1	6.7	13	86.7	1	6.7	0	0.0	0	0.0
14:30	21	1	4.8	18	85.7	2	9.5	0	0.0	0	0.0
14:45	15	1	6.7	13	86.7	1	6.7	0	0.0	0	0.0
15:00	26	1	3.9	24	92.3	0	0.0	1	3.9	0	0.0
15:15	17	3	17.7	9	52.9	4	23.5	1	5.9	0	0.0
15:30	19	0	0.0	19	100.0	0	0.0	0	0.0	0	0.0
15:45	29	0	0.0	27	93.1	2	6.9	0	0.0	0	0.0
16:00	51	3	5.9	43	84.3	4	7.8	1	2.0	0	0.0
16:15	52	2	3.9	47	90.4	3	5.8	0	0.0	0	0.0
16:30	62	1	1.6	58	93.6	3	4.8	0	0.0	0	0.0
16:45	65	3	4.6	60	92.3	1	1.5	1	1.5	0	0.0
17:00	59	1	1.7	56	94.9	2	3.4	0	0.0	0	0.0
17:15	113	10	8.9	97	85.8	6	5.3	0	0.0	0	0.0
17:30	88	9	10.2	78	88.6	1	1.1	0	0.0	0	0.0
17:45	35	4	11.4	30	85.7	1	2.9	0	0.0	0	0.0
18:00	35	4	11.4	29	82.9	2	5.7	0	0.0	0	0.0
18:15	31	4	12.9	25	80.7	1	3.2	1	3.2	0	0.0
18:30	29	3	10.3	24	82.8	2	6.9	0	0.0	0	0.0
18:45	24	1	4.2	22	91.7	1	4.2	0	0.0	0	0.0
19:00	25	2	8.0	23	92.0	0	0.0	0	0.0	0	0.0
19:15	17	1	5.9	15	88.2	1	5.9	0	0.0	0	0.0
19:30	20	0	0.0	19	95.0	1	5.0	0	0.0	0	0.0
19:45	24	5	20.8	18	75.0	1	4.2	0	0.0	0	0.0
20:00	23	2	8.7	21	91.3	0	0.0	0	0.0	0	0.0
20:15	18	1	5.6	16	88.9	1	5.6	0	0.0	0	0.0
20:30	5	0	0.0	5	100.0	0	0.0	0	0.0	0	0.0
20:45	13	2	15.4	11	84.6	0	0.0	0	0.0	0	0.0
21:00	9	1	11.1	8	88.9	0	0.0	0	0.0	0	0.0
21:15	8	2	25.0	5	62.5	1	12.5	0	0.0	0	0.0
21:30	5	0	0.0	5	100.0	0	0.0	0	0.0	0	0.0
21:45	0	0	-	0	-	0	-	0	-	0	-
22:00	3	0	0.0	2	66.7	1	33.3	0	0.0	0	0.0
22:15	4	0	0.0	4	100.0	0	0.0	0	0.0	0	0.0
22:30	5	0	0.0	5	100.0	0	0.0	0	0.0	0	0.0
22:45	3	0	0.0	3	100.0	0	0.0	0	0.0	0	0.0
23:00	4	0	0.0	4	100.0	0	0.0	0	0.0	0	0.0
23:15	2	0	0.0	2	100.0	0	0.0	0	0.0	0	0.0
23:30	0	0	-	0	-	0	-	0	-	0	-
23:45	0	0	-	0	-	0	-	0	-	0	-
<b>12H,7-19</b>	<b>1078</b>	<b>67</b>	<b>6.2</b>	<b>937</b>	<b>86.9</b>	<b>66</b>	<b>6.1</b>	<b>7</b>	<b>0.7</b>	<b>1</b>	<b>0.1</b>
<b>16H,6-22</b>	<b>1259</b>	<b>85</b>	<b>6.8</b>	<b>1093</b>	<b>86.8</b>	<b>73</b>	<b>5.8</b>	<b>7</b>	<b>0.6</b>	<b>1</b>	<b>0.1</b>
<b>18H,6-24</b>	<b>1280</b>	<b>85</b>	<b>6.6</b>	<b>1113</b>	<b>87.0</b>	<b>74</b>	<b>5.8</b>	<b>7</b>	<b>0.6</b>	<b>1</b>	<b>0.1</b>
<b>24H,0-24</b>	<b>1310</b>	<b>86</b>	<b>6.6</b>	<b>1138</b>	<b>86.9</b>	<b>77</b>	<b>5.9</b>	<b>8</b>	<b>0.6</b>	<b>1</b>	<b>0.1</b>



TIME PERIOD	TOTAL VEHICLES	MOTOR-CYCLES	MOTOR-CYCLES%	CARS	CARS %	LGV	LGV %	HGV	HGV %	BUS	BUS %
<b>Wed 20-Nov-19</b>											
00:00	0	0	-	0	-	0	-	0	-	0	-
00:15	1	0	0.0	1	100.0	0	0.0	0	0.0	0	0.0
00:30	1	0	0.0	1	100.0	0	0.0	0	0.0	0	0.0
00:45	2	1	50.0	1	50.0	0	0.0	0	0.0	0	0.0
01:00	0	0	-	0	-	0	-	0	-	0	-
01:15	1	0	0.0	1	100.0	0	0.0	0	0.0	0	0.0
01:30	1	0	0.0	1	100.0	0	0.0	0	0.0	0	0.0
01:45	3	1	33.3	2	66.7	0	0.0	0	0.0	0	0.0
02:00	0	0	-	0	-	0	-	0	-	0	-
02:15	1	0	0.0	1	100.0	0	0.0	0	0.0	0	0.0
02:30	0	0	-	0	-	0	-	0	-	0	-
02:45	0	0	-	0	-	0	-	0	-	0	-
03:00	2	0	0.0	2	100.0	0	0.0	0	0.0	0	0.0
03:15	0	0	-	0	-	0	-	0	-	0	-
03:30	0	0	-	0	-	0	-	0	-	0	-
03:45	0	0	-	0	-	0	-	0	-	0	-
04:00	1	0	0.0	1	100.0	0	0.0	0	0.0	0	0.0
04:15	3	0	0.0	2	66.7	1	33.3	0	0.0	0	0.0
04:30	0	0	-	0	-	0	-	0	-	0	-
04:45	1	0	0.0	1	100.0	0	0.0	0	0.0	0	0.0
05:00	1	0	0.0	0	0.0	0	0.0	1	100.0	0	0.0
05:15	2	0	0.0	1	50.0	1	50.0	0	0.0	0	0.0
05:30	0	0	-	0	-	0	-	0	-	0	-
05:45	3	0	0.0	2	66.7	1	33.3	0	0.0	0	0.0
06:00	1	1	100.0	0	0.0	0	0.0	0	0.0	0	0.0
06:15	2	0	0.0	1	50.0	0	0.0	1	50.0	0	0.0
06:30	4	0	0.0	4	100.0	0	0.0	0	0.0	0	0.0
06:45	3	0	0.0	1	33.3	2	66.7	0	0.0	0	0.0
07:00	1	0	0.0	0	0.0	1	100.0	0	0.0	0	0.0
07:15	3	0	0.0	3	100.0	0	0.0	0	0.0	0	0.0
07:30	0	0	-	0	-	0	-	0	-	0	-
07:45	4	0	0.0	4	100.0	0	0.0	0	0.0	0	0.0
08:00	7	0	0.0	6	85.7	1	14.3	0	0.0	0	0.0
08:15	2	0	0.0	2	100.0	0	0.0	0	0.0	0	0.0
08:30	6	0	0.0	5	83.3	1	16.7	0	0.0	0	0.0
08:45	9	0	0.0	8	88.9	1	11.1	0	0.0	0	0.0
09:00	12	1	8.3	10	83.3	1	8.3	0	0.0	0	0.0
09:15	13	0	0.0	11	84.6	2	15.4	0	0.0	0	0.0
09:30	11	1	9.1	8	72.7	2	18.2	0	0.0	0	0.0
09:45	13	1	7.7	9	69.2	3	23.1	0	0.0	0	0.0
10:00	5	0	0.0	5	100.0	0	0.0	0	0.0	0	0.0
10:15	10	0	0.0	9	90.0	1	10.0	0	0.0	0	0.0
10:30	7	1	14.3	5	71.4	1	14.3	0	0.0	0	0.0
10:45	12	1	8.3	10	83.3	1	8.3	0	0.0	0	0.0
11:00	8	1	12.5	7	87.5	0	0.0	0	0.0	0	0.0
11:15	7	0	0.0	6	85.7	0	0.0	1	14.3	0	0.0
11:30	6	0	0.0	4	66.7	2	33.3	0	0.0	0	0.0
11:45	7	1	14.3	5	71.4	1	14.3	0	0.0	0	0.0

Tue 19-Nov-19 to Mon 25-Nov-19

Channel: Southbound

TIME PERIOD	TOTAL VEHICLES	MOTOR-CYCLES	MOTOR-CYCLES%	CARS	CARS %	LGV	LGV %	HGV	HGV %	BUS	BUS %
<b>Wed 20-Nov-19</b>											
12:00	11	0	0.0	8	72.7	3	27.3	0	0.0	0	0.0
12:15	11	1	9.1	6	54.6	2	18.2	2	18.2	0	0.0
12:30	9	1	11.1	5	55.6	3	33.3	0	0.0	0	0.0
12:45	23	4	17.4	16	69.6	3	13.0	0	0.0	0	0.0
13:00	21	3	14.3	17	81.0	1	4.8	0	0.0	0	0.0
13:15	17	1	5.9	15	88.2	1	5.9	0	0.0	0	0.0
13:30	18	2	11.1	14	77.8	2	11.1	0	0.0	0	0.0
13:45	8	0	0.0	7	87.5	1	12.5	0	0.0	0	0.0
14:00	15	0	0.0	14	93.3	1	6.7	0	0.0	0	0.0
14:15	20	2	10.0	16	80.0	2	10.0	0	0.0	0	0.0
14:30	28	1	3.6	25	89.3	2	7.1	0	0.0	0	0.0
14:45	25	0	0.0	24	96.0	1	4.0	0	0.0	0	0.0
15:00	31	3	9.7	27	87.1	1	3.2	0	0.0	0	0.0
15:15	16	3	18.8	10	62.5	3	18.8	0	0.0	0	0.0
15:30	20	4	20.0	15	75.0	0	0.0	0	0.0	1	5.0
15:45	24	1	4.2	21	87.5	2	8.3	0	0.0	0	0.0
16:00	62	3	4.8	57	91.9	2	3.2	0	0.0	0	0.0
16:15	68	1	1.5	65	95.6	2	2.9	0	0.0	0	0.0
16:30	62	3	4.8	57	91.9	2	3.2	0	0.0	0	0.0
16:45	58	4	6.9	52	89.7	2	3.5	0	0.0	0	0.0
17:00	67	2	3.0	62	92.5	3	4.5	0	0.0	0	0.0
17:15	78	5	6.4	73	93.6	0	0.0	0	0.0	0	0.0
17:30	67	2	3.0	65	97.0	0	0.0	0	0.0	0	0.0
17:45	44	2	4.6	41	93.2	1	2.3	0	0.0	0	0.0
18:00	35	2	5.7	33	94.3	0	0.0	0	0.0	0	0.0
18:15	33	5	15.2	26	78.8	1	3.0	1	3.0	0	0.0
18:30	26	4	15.4	21	80.8	1	3.9	0	0.0	0	0.0
18:45	20	3	15.0	16	80.0	1	5.0	0	0.0	0	0.0
19:00	17	3	17.7	14	82.4	0	0.0	0	0.0	0	0.0
19:15	13	1	7.7	10	76.9	2	15.4	0	0.0	0	0.0
19:30	18	3	16.7	13	72.2	2	11.1	0	0.0	0	0.0
19:45	14	1	7.1	12	85.7	1	7.1	0	0.0	0	0.0
20:00	12	1	8.3	11	91.7	0	0.0	0	0.0	0	0.0
20:15	8	1	12.5	5	62.5	2	25.0	0	0.0	0	0.0
20:30	7	1	14.3	5	71.4	1	14.3	0	0.0	0	0.0
20:45	10	1	10.0	9	90.0	0	0.0	0	0.0	0	0.0
21:00	19	0	0.0	19	100.0	0	0.0	0	0.0	0	0.0
21:15	14	0	0.0	12	85.7	2	14.3	0	0.0	0	0.0
21:30	5	2	40.0	1	20.0	2	40.0	0	0.0	0	0.0
21:45	5	0	0.0	5	100.0	0	0.0	0	0.0	0	0.0
22:00	6	2	33.3	3	50.0	1	16.7	0	0.0	0	0.0
22:15	2	0	0.0	1	50.0	1	50.0	0	0.0	0	0.0
22:30	7	2	28.6	5	71.4	0	0.0	0	0.0	0	0.0
22:45	0	0	-	0	-	0	-	0	-	0	-
23:00	2	0	0.0	2	100.0	0	0.0	0	0.0	0	0.0
23:15	1	0	0.0	1	100.0	0	0.0	0	0.0	0	0.0
23:30	4	0	0.0	4	100.0	0	0.0	0	0.0	0	0.0
23:45	5	1	20.0	4	80.0	0	0.0	0	0.0	0	0.0
12H,7-19	1060	69	6.5	925	87.3	61	5.8	4	0.4	1	0.1
16H,6-22	1212	84	6.9	1047	86.4	75	6.2	5	0.4	1	0.1
18H,6-24	1239	89	7.2	1067	86.1	77	6.2	5	0.4	1	0.1
24H,0-24	1262	91	7.2	1084	85.9	80	6.3	6	0.5	1	0.1

TIME PERIOD	TOTAL VEHICLES	MOTOR-CYCLES	MOTOR-CYCLES%	CARS	CARS %	LGV	LGV %	HGV	HGV %	BUS	BUS %
<b>Thu 21-Nov-19</b>											
00:00	0	0	-	0	-	0	-	0	-	0	-
00:15	0	0	-	0	-	0	-	0	-	0	-
00:30	1	0	0.0	1	100.0	0	0.0	0	0.0	0	0.0
00:45	1	0	0.0	1	100.0	0	0.0	0	0.0	0	0.0
01:00	1	0	0.0	1	100.0	0	0.0	0	0.0	0	0.0
01:15	0	0	-	0	-	0	-	0	-	0	-
01:30	0	0	-	0	-	0	-	0	-	0	-
01:45	0	0	-	0	-	0	-	0	-	0	-
02:00	0	0	-	0	-	0	-	0	-	0	-
02:15	1	0	0.0	1	100.0	0	0.0	0	0.0	0	0.0
02:30	2	0	0.0	2	100.0	0	0.0	0	0.0	0	0.0
02:45	2	0	0.0	2	100.0	0	0.0	0	0.0	0	0.0
03:00	0	0	-	0	-	0	-	0	-	0	-
03:15	2	1	50.0	1	50.0	0	0.0	0	0.0	0	0.0
03:30	0	0	-	0	-	0	-	0	-	0	-
03:45	3	0	0.0	3	100.0	0	0.0	0	0.0	0	0.0
04:00	3	0	0.0	3	100.0	0	0.0	0	0.0	0	0.0
04:15	2	0	0.0	1	50.0	0	0.0	1	50.0	0	0.0
04:30	2	0	0.0	1	50.0	0	0.0	1	50.0	0	0.0
04:45	1	0	0.0	1	100.0	0	0.0	0	0.0	0	0.0
05:00	1	0	0.0	1	100.0	0	0.0	0	0.0	0	0.0
05:15	0	0	-	0	-	0	-	0	-	0	-
05:30	2	0	0.0	1	50.0	1	50.0	0	0.0	0	0.0
05:45	2	0	0.0	1	50.0	1	50.0	0	0.0	0	0.0
06:00	1	1	100.0	0	0.0	0	0.0	0	0.0	0	0.0
06:15	0	0	-	0	-	0	-	0	-	0	-
06:30	7	1	14.3	5	71.4	1	14.3	0	0.0	0	0.0
06:45	2	0	0.0	1	50.0	1	50.0	0	0.0	0	0.0
07:00	1	0	0.0	1	100.0	0	0.0	0	0.0	0	0.0
07:15	2	0	0.0	1	50.0	1	50.0	0	0.0	0	0.0
07:30	1	0	0.0	1	100.0	0	0.0	0	0.0	0	0.0
07:45	2	0	0.0	2	100.0	0	0.0	0	0.0	0	0.0
08:00	3	1	33.3	1	33.3	1	33.3	0	0.0	0	0.0
08:15	2	0	0.0	2	100.0	0	0.0	0	0.0	0	0.0
08:30	13	0	0.0	13	100.0	0	0.0	0	0.0	0	0.0
08:45	11	1	9.1	9	81.8	0	0.0	1	9.1	0	0.0
09:00	19	0	0.0	17	89.5	2	10.5	0	0.0	0	0.0
09:15	13	0	0.0	13	100.0	0	0.0	0	0.0	0	0.0
09:30	12	0	0.0	8	66.7	4	33.3	0	0.0	0	0.0
09:45	14	1	7.1	12	85.7	1	7.1	0	0.0	0	0.0
10:00	12	1	8.3	11	91.7	0	0.0	0	0.0	0	0.0
10:15	11	0	0.0	10	90.9	0	0.0	1	9.1	0	0.0
10:30	11	0	0.0	10	90.9	1	9.1	0	0.0	0	0.0
10:45	11	0	0.0	9	81.8	2	18.2	0	0.0	0	0.0
11:00	9	1	11.1	6	66.7	2	22.2	0	0.0	0	0.0
11:15	10	0	0.0	10	100.0	0	0.0	0	0.0	0	0.0
11:30	6	0	0.0	5	83.3	1	16.7	0	0.0	0	0.0
11:45	17	1	5.9	14	82.4	2	11.8	0	0.0	0	0.0

TIME PERIOD	TOTAL VEHICLES	MOTOR-CYCLES	MOTOR-CYCLES%	CARS	CARS %	LGV	LGV %	HGV	HGV %	BUS	BUS %
<b>Thu 21-Nov-19</b>											
12:00	10	0	0.0	8	80.0	2	20.0	0	0.0	0	0.0
12:15	8	1	12.5	5	62.5	2	25.0	0	0.0	0	0.0
12:30	10	1	10.0	8	80.0	0	0.0	1	10.0	0	0.0
12:45	16	1	6.3	15	93.8	0	0.0	0	0.0	0	0.0
13:00	19	1	5.3	16	84.2	2	10.5	0	0.0	0	0.0
13:15	12	1	8.3	9	75.0	1	8.3	1	8.3	0	0.0
13:30	12	0	0.0	10	83.3	2	16.7	0	0.0	0	0.0
13:45	15	3	20.0	10	66.7	2	13.3	0	0.0	0	0.0
14:00	16	0	0.0	13	81.3	3	18.8	0	0.0	0	0.0
14:15	29	0	0.0	27	93.1	2	6.9	0	0.0	0	0.0
14:30	19	1	5.3	17	89.5	1	5.3	0	0.0	0	0.0
14:45	16	1	6.3	15	93.8	0	0.0	0	0.0	0	0.0
15:00	29	3	10.3	25	86.2	1	3.5	0	0.0	0	0.0
15:15	18	2	11.1	16	88.9	0	0.0	0	0.0	0	0.0
15:30	24	1	4.2	20	83.3	3	12.5	0	0.0	0	0.0
15:45	20	1	5.0	18	90.0	1	5.0	0	0.0	0	0.0
16:00	56	5	8.9	50	89.3	1	1.8	0	0.0	0	0.0
16:15	33	1	3.0	30	90.9	2	6.1	0	0.0	0	0.0
16:30	47	2	4.3	43	91.5	2	4.3	0	0.0	0	0.0
16:45	47	2	4.3	42	89.4	3	6.4	0	0.0	0	0.0
17:00	84	1	1.2	80	95.2	2	2.4	1	1.2	0	0.0
17:15	93	3	3.2	86	92.5	4	4.3	0	0.0	0	0.0
17:30	82	4	4.9	75	91.5	3	3.7	0	0.0	0	0.0
17:45	57	7	12.3	48	84.2	2	3.5	0	0.0	0	0.0
18:00	45	1	2.2	43	95.6	1	2.2	0	0.0	0	0.0
18:15	46	1	2.2	43	93.5	1	2.2	1	2.2	0	0.0
18:30	27	2	7.4	23	85.2	2	7.4	0	0.0	0	0.0
18:45	25	5	20.0	20	80.0	0	0.0	0	0.0	0	0.0
19:00	20	1	5.0	16	80.0	3	15.0	0	0.0	0	0.0
19:15	20	2	10.0	17	85.0	0	0.0	1	5.0	0	0.0
19:30	18	1	5.6	17	94.4	0	0.0	0	0.0	0	0.0
19:45	25	4	16.0	21	84.0	0	0.0	0	0.0	0	0.0
20:00	6	0	0.0	6	100.0	0	0.0	0	0.0	0	0.0
20:15	14	3	21.4	11	78.6	0	0.0	0	0.0	0	0.0
20:30	11	0	0.0	9	81.8	2	18.2	0	0.0	0	0.0
20:45	8	0	0.0	8	100.0	0	0.0	0	0.0	0	0.0
21:00	8	0	0.0	8	100.0	0	0.0	0	0.0	0	0.0
21:15	5	0	0.0	5	100.0	0	0.0	0	0.0	0	0.0
21:30	5	2	40.0	3	60.0	0	0.0	0	0.0	0	0.0
21:45	4	0	0.0	4	100.0	0	0.0	0	0.0	0	0.0
22:00	4	0	0.0	4	100.0	0	0.0	0	0.0	0	0.0
22:15	3	1	33.3	2	66.7	0	0.0	0	0.0	0	0.0
22:30	6	0	0.0	6	100.0	0	0.0	0	0.0	0	0.0
22:45	3	1	33.3	2	66.7	0	0.0	0	0.0	0	0.0
23:00	1	0	0.0	1	100.0	0	0.0	0	0.0	0	0.0
23:15	5	0	0.0	5	100.0	0	0.0	0	0.0	0	0.0
23:30	4	1	25.0	3	75.0	0	0.0	0	0.0	0	0.0
23:45	1	0	0.0	1	100.0	0	0.0	0	0.0	0	0.0
<b>12H,7-19</b>	<b>1095</b>	<b>57</b>	<b>5.2</b>	<b>970</b>	<b>88.6</b>	<b>62</b>	<b>5.7</b>	<b>6</b>	<b>0.6</b>	<b>0</b>	<b>0.0</b>
<b>16H,6-22</b>	<b>1249</b>	<b>72</b>	<b>5.8</b>	<b>1101</b>	<b>88.2</b>	<b>69</b>	<b>5.5</b>	<b>7</b>	<b>0.6</b>	<b>0</b>	<b>0.0</b>
<b>18H,6-24</b>	<b>1276</b>	<b>75</b>	<b>5.9</b>	<b>1125</b>	<b>88.2</b>	<b>69</b>	<b>5.4</b>	<b>7</b>	<b>0.6</b>	<b>0</b>	<b>0.0</b>
<b>24H,0-24</b>	<b>1302</b>	<b>76</b>	<b>5.8</b>	<b>1146</b>	<b>88.0</b>	<b>71</b>	<b>5.5</b>	<b>9</b>	<b>0.7</b>	<b>0</b>	<b>0.0</b>

TIME PERIOD	TOTAL VEHICLES	MOTOR-CYCLES	MOTOR-CYCLES%	CARS	CARS %	LGV	LGV %	HGV	HGV %	BUS	BUS %
<b>Fri 22-Nov-19</b>											
00:00	3	0	0.0	3	100.0	0	0.0	0	0.0	0	0.0
00:15	3	0	0.0	3	100.0	0	0.0	0	0.0	0	0.0
00:30	0	0	-	0	-	0	-	0	-	0	-
00:45	1	0	0.0	1	100.0	0	0.0	0	0.0	0	0.0
01:00	0	0	-	0	-	0	-	0	-	0	-
01:15	3	0	0.0	3	100.0	0	0.0	0	0.0	0	0.0
01:30	1	0	0.0	1	100.0	0	0.0	0	0.0	0	0.0
01:45	0	0	-	0	-	0	-	0	-	0	-
02:00	1	1	100.0	0	0.0	0	0.0	0	0.0	0	0.0
02:15	0	0	-	0	-	0	-	0	-	0	-
02:30	2	0	0.0	2	100.0	0	0.0	0	0.0	0	0.0
02:45	1	0	0.0	1	100.0	0	0.0	0	0.0	0	0.0
03:00	3	0	0.0	3	100.0	0	0.0	0	0.0	0	0.0
03:15	1	0	0.0	1	100.0	0	0.0	0	0.0	0	0.0
03:30	4	0	0.0	4	100.0	0	0.0	0	0.0	0	0.0
03:45	5	0	0.0	5	100.0	0	0.0	0	0.0	0	0.0
04:00	3	0	0.0	2	66.7	1	33.3	0	0.0	0	0.0
04:15	0	0	-	0	-	0	-	0	-	0	-
04:30	6	0	0.0	5	83.3	0	0.0	1	16.7	0	0.0
04:45	2	0	0.0	2	100.0	0	0.0	0	0.0	0	0.0
05:00	1	0	0.0	1	100.0	0	0.0	0	0.0	0	0.0
05:15	1	0	0.0	1	100.0	0	0.0	0	0.0	0	0.0
05:30	0	0	-	0	-	0	-	0	-	0	-
05:45	0	0	-	0	-	0	-	0	-	0	-
06:00	5	1	20.0	2	40.0	1	20.0	1	20.0	0	0.0
06:15	2	0	0.0	1	50.0	1	50.0	0	0.0	0	0.0
06:30	6	0	0.0	5	83.3	1	16.7	0	0.0	0	0.0
06:45	3	0	0.0	1	33.3	2	66.7	0	0.0	0	0.0
07:00	1	0	0.0	0	0.0	1	100.0	0	0.0	0	0.0
07:15	1	0	0.0	1	100.0	0	0.0	0	0.0	0	0.0
07:30	4	0	0.0	2	50.0	2	50.0	0	0.0	0	0.0
07:45	3	0	0.0	3	100.0	0	0.0	0	0.0	0	0.0
08:00	4	1	25.0	3	75.0	0	0.0	0	0.0	0	0.0
08:15	4	0	0.0	3	75.0	1	25.0	0	0.0	0	0.0
08:30	6	0	0.0	4	66.7	2	33.3	0	0.0	0	0.0
08:45	10	0	0.0	8	80.0	2	20.0	0	0.0	0	0.0
09:00	15	0	0.0	11	73.3	4	26.7	0	0.0	0	0.0
09:15	9	0	0.0	9	100.0	0	0.0	0	0.0	0	0.0
09:30	3	0	0.0	2	66.7	1	33.3	0	0.0	0	0.0
09:45	11	1	9.1	9	81.8	1	9.1	0	0.0	0	0.0
10:00	8	0	0.0	7	87.5	1	12.5	0	0.0	0	0.0
10:15	7	1	14.3	5	71.4	1	14.3	0	0.0	0	0.0
10:30	7	0	0.0	7	100.0	0	0.0	0	0.0	0	0.0
10:45	10	0	0.0	8	80.0	2	20.0	0	0.0	0	0.0
11:00	22	3	13.6	14	63.6	5	22.7	0	0.0	0	0.0
11:15	10	0	0.0	10	100.0	0	0.0	0	0.0	0	0.0
11:30	10	1	10.0	7	70.0	2	20.0	0	0.0	0	0.0
11:45	16	0	0.0	13	81.3	3	18.8	0	0.0	0	0.0

24786

UNIVERSITY OF BATH

Site No: 24786002

Location

Site 2, Quarry Road, Bath (Warning Sign)

Tue 19-Nov-19 to Mon 25-Nov-19

Channel: Southbound

TIME PERIOD	TOTAL VEHICLES	MOTOR-CYCLES	MOTOR-CYCLES%	CARS	CARS %	LGV	LGV %	HGV	HGV %	BUS	BUS %
<b>Fri 22-Nov-19</b>											
12:00	6	0	0.0	6	100.0	0	0.0	0	0.0	0	0.0
12:15	13	1	7.7	10	76.9	2	15.4	0	0.0	0	0.0
12:30	16	1	6.3	14	87.5	1	6.3	0	0.0	0	0.0
12:45	28	1	3.6	26	92.9	1	3.6	0	0.0	0	0.0
13:00	19	1	5.3	17	89.5	1	5.3	0	0.0	0	0.0
13:15	17	0	0.0	15	88.2	2	11.8	0	0.0	0	0.0
13:30	13	1	7.7	12	92.3	0	0.0	0	0.0	0	0.0
13:45	15	0	0.0	13	86.7	2	13.3	0	0.0	0	0.0
14:00	18	0	0.0	12	66.7	6	33.3	0	0.0	0	0.0
14:15	22	3	13.6	19	86.4	0	0.0	0	0.0	0	0.0
14:30	14	1	7.1	11	78.6	2	14.3	0	0.0	0	0.0
14:45	20	2	10.0	18	90.0	0	0.0	0	0.0	0	0.0
15:00	24	1	4.2	23	95.8	0	0.0	0	0.0	0	0.0
15:15	28	2	7.1	25	89.3	1	3.6	0	0.0	0	0.0
15:30	30	2	6.7	28	93.3	0	0.0	0	0.0	0	0.0
15:45	29	3	10.3	26	89.7	0	0.0	0	0.0	0	0.0
16:00	55	1	1.8	52	94.6	1	1.8	1	1.8	0	0.0
16:15	54	4	7.4	47	87.0	3	5.6	0	0.0	0	0.0
16:30	51	3	5.9	46	90.2	2	3.9	0	0.0	0	0.0
16:45	33	1	3.0	29	87.9	2	6.1	1	3.0	0	0.0
17:00	66	2	3.0	63	95.5	1	1.5	0	0.0	0	0.0
17:15	83	6	7.2	77	92.8	0	0.0	0	0.0	0	0.0
17:30	45	0	0.0	43	95.6	2	4.4	0	0.0	0	0.0
17:45	26	2	7.7	24	92.3	0	0.0	0	0.0	0	0.0
18:00	30	4	13.3	25	83.3	0	0.0	1	3.3	0	0.0
18:15	23	0	0.0	23	100.0	0	0.0	0	0.0	0	0.0
18:30	26	1	3.9	24	92.3	1	3.9	0	0.0	0	0.0
18:45	17	0	0.0	16	94.1	1	5.9	0	0.0	0	0.0
19:00	14	1	7.1	12	85.7	1	7.1	0	0.0	0	0.0
19:15	12	0	0.0	12	100.0	0	0.0	0	0.0	0	0.0
19:30	8	1	12.5	7	87.5	0	0.0	0	0.0	0	0.0
19:45	9	0	0.0	9	100.0	0	0.0	0	0.0	0	0.0
20:00	8	2	25.0	6	75.0	0	0.0	0	0.0	0	0.0
20:15	4	0	0.0	4	100.0	0	0.0	0	0.0	0	0.0
20:30	5	0	0.0	5	100.0	0	0.0	0	0.0	0	0.0
20:45	5	0	0.0	5	100.0	0	0.0	0	0.0	0	0.0
21:00	4	0	0.0	4	100.0	0	0.0	0	0.0	0	0.0
21:15	4	0	0.0	3	75.0	1	25.0	0	0.0	0	0.0
21:30	6	1	16.7	5	83.3	0	0.0	0	0.0	0	0.0
21:45	3	0	0.0	3	100.0	0	0.0	0	0.0	0	0.0
22:00	4	1	25.0	3	75.0	0	0.0	0	0.0	0	0.0
22:15	4	0	0.0	4	100.0	0	0.0	0	0.0	0	0.0
22:30	3	0	0.0	3	100.0	0	0.0	0	0.0	0	0.0
22:45	4	0	0.0	3	75.0	1	25.0	0	0.0	0	0.0
23:00	9	0	0.0	9	100.0	0	0.0	0	0.0	0	0.0
23:15	6	0	0.0	5	83.3	1	16.7	0	0.0	0	0.0
23:30	0	0	-	0	-	0	-	0	-	0	-
23:45	3	0	0.0	3	100.0	0	0.0	0	0.0	0	0.0
12H,7-19	982	50	5.1	870	88.6	59	6.0	3	0.3	0	0.0
16H,6-22	1080	56	5.2	954	88.3	66	6.1	4	0.4	0	0.0
18H,6-24	1113	57	5.1	984	88.4	68	6.1	4	0.4	0	0.0
24H,0-24	1154	58	5.0	1022	88.6	69	6.0	5	0.4	0	0.0

TIME PERIOD	TOTAL VEHICLES	MOTOR-CYCLES	MOTOR-CYCLES%	CARS	CARS %	LGV	LGV %	HGV	HGV %	BUS	BUS %
<b>Sat 23-Nov-19</b>											
00:00	1	0	0.0	1	100.0	0	0.0	0	0.0	0	0.0
00:15	4	0	0.0	3	75.0	1	25.0	0	0.0	0	0.0
00:30	1	1	100.0	0	0.0	0	0.0	0	0.0	0	0.0
00:45	0	0	-	0	-	0	-	0	-	0	-
01:00	5	0	0.0	5	100.0	0	0.0	0	0.0	0	0.0
01:15	0	0	-	0	-	0	-	0	-	0	-
01:30	3	0	0.0	3	100.0	0	0.0	0	0.0	0	0.0
01:45	3	0	0.0	3	100.0	0	0.0	0	0.0	0	0.0
02:00	2	1	50.0	1	50.0	0	0.0	0	0.0	0	0.0
02:15	1	0	0.0	0	0.0	1	100.0	0	0.0	0	0.0
02:30	3	0	0.0	2	66.7	1	33.3	0	0.0	0	0.0
02:45	4	0	0.0	4	100.0	0	0.0	0	0.0	0	0.0
03:00	1	0	0.0	1	100.0	0	0.0	0	0.0	0	0.0
03:15	2	0	0.0	2	100.0	0	0.0	0	0.0	0	0.0
03:30	2	0	0.0	2	100.0	0	0.0	0	0.0	0	0.0
03:45	3	0	0.0	3	100.0	0	0.0	0	0.0	0	0.0
04:00	5	0	0.0	5	100.0	0	0.0	0	0.0	0	0.0
04:15	1	0	0.0	1	100.0	0	0.0	0	0.0	0	0.0
04:30	2	0	0.0	0	0.0	1	50.0	1	50.0	0	0.0
04:45	0	0	-	0	-	0	-	0	-	0	-
05:00	1	0	0.0	1	100.0	0	0.0	0	0.0	0	0.0
05:15	0	0	-	0	-	0	-	0	-	0	-
05:30	2	0	0.0	1	50.0	1	50.0	0	0.0	0	0.0
05:45	0	0	-	0	-	0	-	0	-	0	-
06:00	0	0	-	0	-	0	-	0	-	0	-
06:15	1	0	0.0	0	0.0	1	100.0	0	0.0	0	0.0
06:30	2	0	0.0	2	100.0	0	0.0	0	0.0	0	0.0
06:45	1	0	0.0	1	100.0	0	0.0	0	0.0	0	0.0
07:00	0	0	-	0	-	0	-	0	-	0	-
07:15	0	0	-	0	-	0	-	0	-	0	-
07:30	2	0	0.0	1	50.0	1	50.0	0	0.0	0	0.0
07:45	2	0	0.0	2	100.0	0	0.0	0	0.0	0	0.0
08:00	4	0	0.0	4	100.0	0	0.0	0	0.0	0	0.0
08:15	3	0	0.0	3	100.0	0	0.0	0	0.0	0	0.0
08:30	2	0	0.0	2	100.0	0	0.0	0	0.0	0	0.0
08:45	7	1	14.3	3	42.9	2	28.6	1	14.3	0	0.0
09:00	7	0	0.0	6	85.7	1	14.3	0	0.0	0	0.0
09:15	1	0	0.0	1	100.0	0	0.0	0	0.0	0	0.0
09:30	2	0	0.0	2	100.0	0	0.0	0	0.0	0	0.0
09:45	4	0	0.0	3	75.0	1	25.0	0	0.0	0	0.0
10:00	3	0	0.0	3	100.0	0	0.0	0	0.0	0	0.0
10:15	4	0	0.0	4	100.0	0	0.0	0	0.0	0	0.0
10:30	0	0	-	0	-	0	-	0	-	0	-
10:45	7	0	0.0	6	85.7	1	14.3	0	0.0	0	0.0
11:00	3	0	0.0	2	66.7	1	33.3	0	0.0	0	0.0
11:15	8	0	0.0	7	87.5	1	12.5	0	0.0	0	0.0
11:30	5	0	0.0	5	100.0	0	0.0	0	0.0	0	0.0
11:45	6	0	0.0	5	83.3	1	16.7	0	0.0	0	0.0

TIME PERIOD	TOTAL VEHICLES	MOTOR-CYCLES	MOTOR-CYCLES%	CARS	CARS %	LGV	LGV %	HGV	HGV %	BUS	BUS %
<b>Sat 23-Nov-19</b>											
12:00	0	0	-	0	-	0	-	0	-	0	-
12:15	3	0	0.0	3	100.0	0	0.0	0	0.0	0	0.0
12:30	7	0	0.0	7	100.0	0	0.0	0	0.0	0	0.0
12:45	6	0	0.0	6	100.0	0	0.0	0	0.0	0	0.0
13:00	7	0	0.0	7	100.0	0	0.0	0	0.0	0	0.0
13:15	3	0	0.0	3	100.0	0	0.0	0	0.0	0	0.0
13:30	5	0	0.0	5	100.0	0	0.0	0	0.0	0	0.0
13:45	4	1	25.0	3	75.0	0	0.0	0	0.0	0	0.0
14:00	3	0	0.0	3	100.0	0	0.0	0	0.0	0	0.0
14:15	4	0	0.0	4	100.0	0	0.0	0	0.0	0	0.0
14:30	3	0	0.0	3	100.0	0	0.0	0	0.0	0	0.0
14:45	4	0	0.0	4	100.0	0	0.0	0	0.0	0	0.0
15:00	8	0	0.0	8	100.0	0	0.0	0	0.0	0	0.0
15:15	4	0	0.0	4	100.0	0	0.0	0	0.0	0	0.0
15:30	8	1	12.5	7	87.5	0	0.0	0	0.0	0	0.0
15:45	12	1	8.3	11	91.7	0	0.0	0	0.0	0	0.0
16:00	10	0	0.0	9	90.0	1	10.0	0	0.0	0	0.0
16:15	7	1	14.3	6	85.7	0	0.0	0	0.0	0	0.0
16:30	6	2	33.3	4	66.7	0	0.0	0	0.0	0	0.0
16:45	5	0	0.0	5	100.0	0	0.0	0	0.0	0	0.0
17:00	12	1	8.3	11	91.7	0	0.0	0	0.0	0	0.0
17:15	3	0	0.0	3	100.0	0	0.0	0	0.0	0	0.0
17:30	8	2	25.0	6	75.0	0	0.0	0	0.0	0	0.0
17:45	4	1	25.0	3	75.0	0	0.0	0	0.0	0	0.0
18:00	5	1	20.0	4	80.0	0	0.0	0	0.0	0	0.0
18:15	3	0	0.0	3	100.0	0	0.0	0	0.0	0	0.0
18:30	14	0	0.0	13	92.9	1	7.1	0	0.0	0	0.0
18:45	7	0	0.0	7	100.0	0	0.0	0	0.0	0	0.0
19:00	2	0	0.0	2	100.0	0	0.0	0	0.0	0	0.0
19:15	6	0	0.0	6	100.0	0	0.0	0	0.0	0	0.0
19:30	4	0	0.0	4	100.0	0	0.0	0	0.0	0	0.0
19:45	8	0	0.0	8	100.0	0	0.0	0	0.0	0	0.0
20:00	5	1	20.0	4	80.0	0	0.0	0	0.0	0	0.0
20:15	4	0	0.0	4	100.0	0	0.0	0	0.0	0	0.0
20:30	1	1	100.0	0	0.0	0	0.0	0	0.0	0	0.0
20:45	4	0	0.0	4	100.0	0	0.0	0	0.0	0	0.0
21:00	2	0	0.0	2	100.0	0	0.0	0	0.0	0	0.0
21:15	6	1	16.7	5	83.3	0	0.0	0	0.0	0	0.0
21:30	2	0	0.0	2	100.0	0	0.0	0	0.0	0	0.0
21:45	1	0	0.0	1	100.0	0	0.0	0	0.0	0	0.0
22:00	6	1	16.7	5	83.3	0	0.0	0	0.0	0	0.0
22:15	3	0	0.0	3	100.0	0	0.0	0	0.0	0	0.0
22:30	0	0	-	0	-	0	-	0	-	0	-
22:45	1	0	0.0	1	100.0	0	0.0	0	0.0	0	0.0
23:00	1	0	0.0	1	100.0	0	0.0	0	0.0	0	0.0
23:15	1	0	0.0	1	100.0	0	0.0	0	0.0	0	0.0
23:30	2	0	0.0	2	100.0	0	0.0	0	0.0	0	0.0
23:45	1	1	100.0	0	0.0	0	0.0	0	0.0	0	0.0
12H,7-19	235	12	5.1	211	89.8	11	4.7	1	0.4	0	0.0
16H,6-22	284	15	5.3	251	88.4	17	6.0	1	0.4	0	0.0
18H,6-24	299	17	5.7	264	88.3	17	5.7	1	0.3	0	0.0
24H,0-24	345	19	5.5	302	87.5	22	6.4	2	0.6	0	0.0



TIME PERIOD	TOTAL VEHICLES	MOTOR-CYCLES	MOTOR-CYCLES%	CARS	CARS %	LGV	LGV %	HGV	HGV %	BUS	BUS %
<b>Sun 24-Nov-19</b>											
00:00	0	0	-	0	-	0	-	0	-	0	-
00:15	2	1	50.0	1	50.0	0	0.0	0	0.0	0	0.0
00:30	1	0	0.0	1	100.0	0	0.0	0	0.0	0	0.0
00:45	1	0	0.0	1	100.0	0	0.0	0	0.0	0	0.0
01:00	2	0	0.0	2	100.0	0	0.0	0	0.0	0	0.0
01:15	0	0	-	0	-	0	-	0	-	0	-
01:30	1	0	0.0	1	100.0	0	0.0	0	0.0	0	0.0
01:45	1	0	0.0	1	100.0	0	0.0	0	0.0	0	0.0
02:00	1	0	0.0	1	100.0	0	0.0	0	0.0	0	0.0
02:15	0	0	-	0	-	0	-	0	-	0	-
02:30	0	0	-	0	-	0	-	0	-	0	-
02:45	2	0	0.0	2	100.0	0	0.0	0	0.0	0	0.0
03:00	2	0	0.0	2	100.0	0	0.0	0	0.0	0	0.0
03:15	2	0	0.0	2	100.0	0	0.0	0	0.0	0	0.0
03:30	1	0	0.0	1	100.0	0	0.0	0	0.0	0	0.0
03:45	1	0	0.0	1	100.0	0	0.0	0	0.0	0	0.0
04:00	0	0	-	0	-	0	-	0	-	0	-
04:15	0	0	-	0	-	0	-	0	-	0	-
04:30	1	0	0.0	1	100.0	0	0.0	0	0.0	0	0.0
04:45	2	0	0.0	1	50.0	1	50.0	0	0.0	0	0.0
05:00	0	0	-	0	-	0	-	0	-	0	-
05:15	1	0	0.0	1	100.0	0	0.0	0	0.0	0	0.0
05:30	0	0	-	0	-	0	-	0	-	0	-
05:45	0	0	-	0	-	0	-	0	-	0	-
06:00	0	0	-	0	-	0	-	0	-	0	-
06:15	1	0	0.0	0	0.0	1	100.0	0	0.0	0	0.0
06:30	3	0	0.0	3	100.0	0	0.0	0	0.0	0	0.0
06:45	0	0	-	0	-	0	-	0	-	0	-
07:00	0	0	-	0	-	0	-	0	-	0	-
07:15	0	0	-	0	-	0	-	0	-	0	-
07:30	0	0	-	0	-	0	-	0	-	0	-
07:45	0	0	-	0	-	0	-	0	-	0	-
08:00	5	0	0.0	4	80.0	1	20.0	0	0.0	0	0.0
08:15	1	0	0.0	1	100.0	0	0.0	0	0.0	0	0.0
08:30	1	0	0.0	1	100.0	0	0.0	0	0.0	0	0.0
08:45	1	1	100.0	0	0.0	0	0.0	0	0.0	0	0.0
09:00	2	0	0.0	2	100.0	0	0.0	0	0.0	0	0.0
09:15	2	0	0.0	2	100.0	0	0.0	0	0.0	0	0.0
09:30	2	0	0.0	2	100.0	0	0.0	0	0.0	0	0.0
09:45	6	0	0.0	6	100.0	0	0.0	0	0.0	0	0.0
10:00	3	0	0.0	2	66.7	1	33.3	0	0.0	0	0.0
10:15	5	1	20.0	4	80.0	0	0.0	0	0.0	0	0.0
10:30	3	0	0.0	3	100.0	0	0.0	0	0.0	0	0.0
10:45	0	0	-	0	-	0	-	0	-	0	-
11:00	2	0	0.0	1	50.0	1	50.0	0	0.0	0	0.0
11:15	2	0	0.0	2	100.0	0	0.0	0	0.0	0	0.0
11:30	5	0	0.0	5	100.0	0	0.0	0	0.0	0	0.0
11:45	3	0	0.0	3	100.0	0	0.0	0	0.0	0	0.0

TIME PERIOD	TOTAL VEHICLES	MOTOR-CYCLES	MOTOR-CYCLES%	CARS	CARS %	LGV	LGV %	HGV	HGV %	BUS	BUS %
<b>Sun 24-Nov-19</b>											
12:00	11	0	0.0	10	90.9	1	9.1	0	0.0	0	0.0
12:15	3	0	0.0	3	100.0	0	0.0	0	0.0	0	0.0
12:30	6	0	0.0	5	83.3	1	16.7	0	0.0	0	0.0
12:45	2	0	0.0	1	50.0	0	0.0	1	50.0	0	0.0
13:00	6	0	0.0	5	83.3	1	16.7	0	0.0	0	0.0
13:15	5	0	0.0	5	100.0	0	0.0	0	0.0	0	0.0
13:30	4	0	0.0	4	100.0	0	0.0	0	0.0	0	0.0
13:45	7	0	0.0	6	85.7	1	14.3	0	0.0	0	0.0
14:00	10	0	0.0	10	100.0	0	0.0	0	0.0	0	0.0
14:15	3	1	33.3	2	66.7	0	0.0	0	0.0	0	0.0
14:30	1	0	0.0	0	0.0	1	100.0	0	0.0	0	0.0
14:45	8	0	0.0	8	100.0	0	0.0	0	0.0	0	0.0
15:00	7	0	0.0	7	100.0	0	0.0	0	0.0	0	0.0
15:15	6	0	0.0	6	100.0	0	0.0	0	0.0	0	0.0
15:30	8	0	0.0	7	87.5	1	12.5	0	0.0	0	0.0
15:45	8	1	12.5	6	75.0	1	12.5	0	0.0	0	0.0
16:00	6	0	0.0	6	100.0	0	0.0	0	0.0	0	0.0
16:15	5	1	20.0	4	80.0	0	0.0	0	0.0	0	0.0
16:30	7	0	0.0	7	100.0	0	0.0	0	0.0	0	0.0
16:45	5	0	0.0	4	80.0	1	20.0	0	0.0	0	0.0
17:00	12	0	0.0	10	83.3	2	16.7	0	0.0	0	0.0
17:15	0	0	-	0	-	0	-	0	-	0	-
17:30	10	0	0.0	10	100.0	0	0.0	0	0.0	0	0.0
17:45	5	0	0.0	5	100.0	0	0.0	0	0.0	0	0.0
18:00	10	0	0.0	10	100.0	0	0.0	0	0.0	0	0.0
18:15	8	1	12.5	7	87.5	0	0.0	0	0.0	0	0.0
18:30	13	0	0.0	11	84.6	2	15.4	0	0.0	0	0.0
18:45	6	0	0.0	6	100.0	0	0.0	0	0.0	0	0.0
19:00	7	0	0.0	7	100.0	0	0.0	0	0.0	0	0.0
19:15	5	0	0.0	5	100.0	0	0.0	0	0.0	0	0.0
19:30	1	0	0.0	1	100.0	0	0.0	0	0.0	0	0.0
19:45	5	0	0.0	5	100.0	0	0.0	0	0.0	0	0.0
20:00	3	0	0.0	3	100.0	0	0.0	0	0.0	0	0.0
20:15	1	0	0.0	1	100.0	0	0.0	0	0.0	0	0.0
20:30	2	0	0.0	2	100.0	0	0.0	0	0.0	0	0.0
20:45	3	1	33.3	2	66.7	0	0.0	0	0.0	0	0.0
21:00	7	0	0.0	7	100.0	0	0.0	0	0.0	0	0.0
21:15	5	0	0.0	5	100.0	0	0.0	0	0.0	0	0.0
21:30	6	0	0.0	5	83.3	1	16.7	0	0.0	0	0.0
21:45	1	0	0.0	1	100.0	0	0.0	0	0.0	0	0.0
22:00	5	0	0.0	5	100.0	0	0.0	0	0.0	0	0.0
22:15	3	0	0.0	2	66.7	1	33.3	0	0.0	0	0.0
22:30	3	0	0.0	3	100.0	0	0.0	0	0.0	0	0.0
22:45	3	0	0.0	3	100.0	0	0.0	0	0.0	0	0.0
23:00	4	0	0.0	4	100.0	0	0.0	0	0.0	0	0.0
23:15	3	0	0.0	3	100.0	0	0.0	0	0.0	0	0.0
23:30	3	0	0.0	3	100.0	0	0.0	0	0.0	0	0.0
23:45	0	0	-	0	-	0	-	0	-	0	-
12H,7-19	225	6	2.7	203	90.2	15	6.7	1	0.4	0	0.0
16H,6-22	275	7	2.6	250	90.9	17	6.2	1	0.4	0	0.0
18H,6-24	299	7	2.3	273	91.3	18	6.0	1	0.3	0	0.0
24H,0-24	320	8	2.5	292	91.3	19	5.9	1	0.3	0	0.0

TIME PERIOD	TOTAL VEHICLES	MOTOR-CYCLES	MOTOR-CYCLES%	CARS	CARS %	LGV	LGV %	HGV	HGV %	BUS	BUS %
<b>Mon 25-Nov-19</b>											
00:00	1	0	0.0	1	100.0	0	0.0	0	0.0	0	0.0
00:15	0	0	-	0	-	0	-	0	-	0	-
00:30	3	0	0.0	3	100.0	0	0.0	0	0.0	0	0.0
00:45	0	0	-	0	-	0	-	0	-	0	-
01:00	1	0	0.0	1	100.0	0	0.0	0	0.0	0	0.0
01:15	1	0	0.0	1	100.0	0	0.0	0	0.0	0	0.0
01:30	0	0	-	0	-	0	-	0	-	0	-
01:45	0	0	-	0	-	0	-	0	-	0	-
02:00	1	0	0.0	1	100.0	0	0.0	0	0.0	0	0.0
02:15	0	0	-	0	-	0	-	0	-	0	-
02:30	1	0	0.0	1	100.0	0	0.0	0	0.0	0	0.0
02:45	1	0	0.0	1	100.0	0	0.0	0	0.0	0	0.0
03:00	0	0	-	0	-	0	-	0	-	0	-
03:15	0	0	-	0	-	0	-	0	-	0	-
03:30	0	0	-	0	-	0	-	0	-	0	-
03:45	0	0	-	0	-	0	-	0	-	0	-
04:00	1	0	0.0	1	100.0	0	0.0	0	0.0	0	0.0
04:15	0	0	-	0	-	0	-	0	-	0	-
04:30	2	0	0.0	1	50.0	0	0.0	1	50.0	0	0.0
04:45	2	0	0.0	1	50.0	1	50.0	0	0.0	0	0.0
05:00	0	0	-	0	-	0	-	0	-	0	-
05:15	0	0	-	0	-	0	-	0	-	0	-
05:30	0	0	-	0	-	0	-	0	-	0	-
05:45	5	0	0.0	2	40.0	3	60.0	0	0.0	0	0.0
06:00	2	0	0.0	1	50.0	1	50.0	0	0.0	0	0.0
06:15	1	1	100.0	0	0.0	0	0.0	0	0.0	0	0.0
06:30	4	0	0.0	3	75.0	1	25.0	0	0.0	0	0.0
06:45	2	0	0.0	1	50.0	1	50.0	0	0.0	0	0.0
07:00	2	0	0.0	1	50.0	0	0.0	1	50.0	0	0.0
07:15	3	0	0.0	3	100.0	0	0.0	0	0.0	0	0.0
07:30	4	0	0.0	4	100.0	0	0.0	0	0.0	0	0.0
07:45	4	0	0.0	4	100.0	0	0.0	0	0.0	0	0.0
08:00	4	0	0.0	4	100.0	0	0.0	0	0.0	0	0.0
08:15	4	0	0.0	3	75.0	1	25.0	0	0.0	0	0.0
08:30	4	0	0.0	3	75.0	1	25.0	0	0.0	0	0.0
08:45	10	1	10.0	9	90.0	0	0.0	0	0.0	0	0.0
09:00	8	0	0.0	7	87.5	1	12.5	0	0.0	0	0.0
09:15	8	0	0.0	6	75.0	2	25.0	0	0.0	0	0.0
09:30	7	0	0.0	5	71.4	2	28.6	0	0.0	0	0.0
09:45	7	0	0.0	6	85.7	0	0.0	0	0.0	1	14.3
10:00	13	0	0.0	8	61.5	5	38.5	0	0.0	0	0.0
10:15	8	0	0.0	4	50.0	4	50.0	0	0.0	0	0.0
10:30	7	0	0.0	5	71.4	2	28.6	0	0.0	0	0.0
10:45	5	0	0.0	5	100.0	0	0.0	0	0.0	0	0.0
11:00	10	2	20.0	7	70.0	1	10.0	0	0.0	0	0.0
11:15	7	0	0.0	5	71.4	2	28.6	0	0.0	0	0.0
11:30	7	1	14.3	5	71.4	1	14.3	0	0.0	0	0.0
11:45	6	0	0.0	6	100.0	0	0.0	0	0.0	0	0.0

24786

UNIVERSITY OF BATH

Site No: 24786002

Location

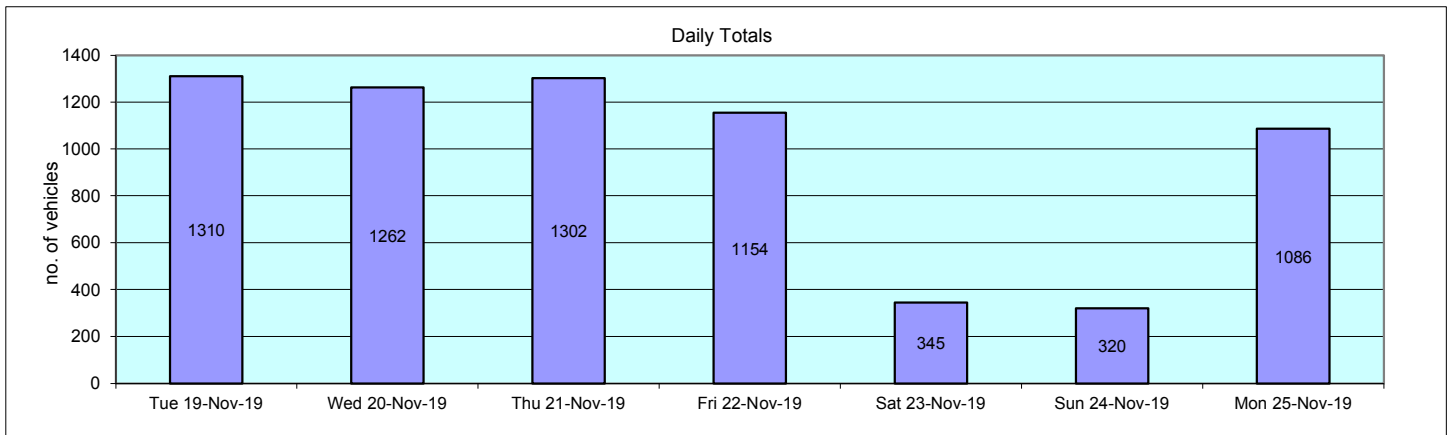
Site 2, Quarry Road, Bath (Warning Sign)

Tue 19-Nov-19 to Mon 25-Nov-19

Channel: Southbound

TIME PERIOD	TOTAL VEHICLES	MOTOR-CYCLES	MOTOR-CYCLES%	CARS	CARS %	LGV	LGV %	HGV	HGV %	BUS	BUS %
<b>Mon 25-Nov-19</b>											
12:00	11	1	9.1	9	81.8	1	9.1	0	0.0	0	0.0
12:15	11	0	0.0	10	90.9	1	9.1	0	0.0	0	0.0
12:30	10	2	20.0	6	60.0	2	20.0	0	0.0	0	0.0
12:45	23	2	8.7	19	82.6	2	8.7	0	0.0	0	0.0
13:00	20	2	10.0	17	85.0	1	5.0	0	0.0	0	0.0
13:15	11	1	9.1	10	90.9	0	0.0	0	0.0	0	0.0
13:30	18	2	11.1	15	83.3	1	5.6	0	0.0	0	0.0
13:45	4	1	25.0	2	50.0	1	25.0	0	0.0	0	0.0
14:00	17	3	17.7	14	82.4	0	0.0	0	0.0	0	0.0
14:15	15	1	6.7	14	93.3	0	0.0	0	0.0	0	0.0
14:30	18	2	11.1	15	83.3	1	5.6	0	0.0	0	0.0
14:45	20	1	5.0	18	90.0	1	5.0	0	0.0	0	0.0
15:00	29	1	3.5	26	89.7	2	6.9	0	0.0	0	0.0
15:15	16	0	0.0	13	81.3	2	12.5	1	6.3	0	0.0
15:30	22	0	0.0	21	95.5	1	4.6	0	0.0	0	0.0
15:45	16	0	0.0	15	93.8	1	6.3	0	0.0	0	0.0
16:00	41	3	7.3	34	82.9	3	7.3	1	2.4	0	0.0
16:15	37	1	2.7	35	94.6	1	2.7	0	0.0	0	0.0
16:30	51	1	2.0	49	96.1	1	2.0	0	0.0	0	0.0
16:45	42	1	2.4	41	97.6	0	0.0	0	0.0	0	0.0
17:00	64	5	7.8	58	90.6	1	1.6	0	0.0	0	0.0
17:15	99	4	4.0	92	92.9	3	3.0	0	0.0	0	0.0
17:30	75	6	8.0	67	89.3	2	2.7	0	0.0	0	0.0
17:45	39	3	7.7	35	89.7	1	2.6	0	0.0	0	0.0
18:00	33	1	3.0	32	97.0	0	0.0	0	0.0	0	0.0
18:15	35	0	0.0	35	100.0	0	0.0	0	0.0	0	0.0
18:30	17	0	0.0	14	82.4	3	17.7	0	0.0	0	0.0
18:45	25	2	8.0	23	92.0	0	0.0	0	0.0	0	0.0
19:00	14	1	7.1	12	85.7	1	7.1	0	0.0	0	0.0
19:15	8	2	25.0	6	75.0	0	0.0	0	0.0	0	0.0
19:30	8	2	25.0	6	75.0	0	0.0	0	0.0	0	0.0
19:45	7	1	14.3	6	85.7	0	0.0	0	0.0	0	0.0
20:00	7	0	0.0	7	100.0	0	0.0	0	0.0	0	0.0
20:15	6	1	16.7	4	66.7	1	16.7	0	0.0	0	0.0
20:30	7	1	14.3	6	85.7	0	0.0	0	0.0	0	0.0
20:45	7	0	0.0	7	100.0	0	0.0	0	0.0	0	0.0
21:00	9	1	11.1	8	88.9	0	0.0	0	0.0	0	0.0
21:15	4	0	0.0	4	100.0	0	0.0	0	0.0	0	0.0
21:30	4	0	0.0	4	100.0	0	0.0	0	0.0	0	0.0
21:45	4	0	0.0	4	100.0	0	0.0	0	0.0	0	0.0
22:00	6	0	0.0	6	100.0	0	0.0	0	0.0	0	0.0
22:15	7	1	14.3	6	85.7	0	0.0	0	0.0	0	0.0
22:30	3	0	0.0	3	100.0	0	0.0	0	0.0	0	0.0
22:45	3	0	0.0	3	100.0	0	0.0	0	0.0	0	0.0
23:00	1	0	0.0	1	100.0	0	0.0	0	0.0	0	0.0
23:15	2	1	50.0	1	50.0	0	0.0	0	0.0	0	0.0
23:30	3	0	0.0	3	100.0	0	0.0	0	0.0	0	0.0
23:45	1	0	0.0	1	100.0	0	0.0	0	0.0	0	0.0
12H,7-19	947	50	5.3	839	88.6	54	5.7	3	0.3	1	0.1
16H,6-22	1041	60	5.8	918	88.2	59	5.7	3	0.3	1	0.1
18H,6-24	1067	62	5.8	942	88.3	59	5.5	3	0.3	1	0.1
24H,0-24	1086	62	5.7	956	88.0	63	5.8	4	0.4	1	0.1

TIME PERIOD	TOTAL VEHICLES	MOTOR-CYCLES	MOTOR-CYCLES%	CARS	CARS %	LGV	LGV %	HGV	HGV %	BUS	BUS %
<b>Daily Totals</b>											
Tue 19-Nov-19	1310	86	6.6	1138	86.9	77	5.9	8	0.6	1	0.1
Wed 20-Nov-19	1262	91	7.2	1084	85.9	80	6.3	6	0.5	1	0.1
Thu 21-Nov-19	1302	76	5.8	1146	88.0	71	5.5	9	0.7	0	0.0
Fri 22-Nov-19	1154	58	5.0	1022	88.6	69	6.0	5	0.4	0	0.0
Sat 23-Nov-19	345	19	5.5	302	87.5	22	6.4	2	0.6	0	0.0
Sun 24-Nov-19	320	8	2.5	292	91.3	19	5.9	1	0.3	0	0.0
Mon 25-Nov-19	1086	62	5.7	956	88.0	63	5.8	4	0.4	1	0.1
<b>Total Vehicles</b>											
[--]	6779	400	5.5	5940	88.0	401	6.0	35	0.5	3	0.0



Time Period	Total Vehicles	85%ile Speed	Mean Speed	Stand Dev.	<6Mph	6-<11	11-<16	16-<21	21-<26	26-<31	31-<36	36-<41	41-<46	46-<51	51-<56	=>56
<b>Tue 19-Nov-19</b>																
00:00	1	-	23.5	-	0	0	0	0	1	0	0	0	0	0	0	0
00:15	3	-	23.5	5	0	0	0	1	1	1	0	0	0	0	0	0
00:30	2	-	21	3.5	0	0	0	1	1	0	0	0	0	0	0	0
00:45	2	-	26	3.5	0	0	0	0	1	1	0	0	0	0	0	0
01:00	1	-	28.5	-	0	0	0	0	0	1	0	0	0	0	0	0
01:15	1	-	23.5	-	0	0	0	0	1	0	0	0	0	0	0	0
01:30	1	-	23.5	-	0	0	0	0	1	0	0	0	0	0	0	0
01:45	0	-	-	-	0	0	0	0	0	0	0	0	0	0	0	0
02:00	0	-	-	-	0	0	0	0	0	0	0	0	0	0	0	0
02:15	2	-	26	10.6	0	0	0	1	0	0	1	0	0	0	0	0
02:30	1	-	18.5	-	0	0	0	1	0	0	0	0	0	0	0	0
02:45	2	-	26	3.5	0	0	0	0	1	1	0	0	0	0	0	0
03:00	0	-	-	-	0	0	0	0	0	0	0	0	0	0	0	0
03:15	2	-	28.5	7.1	0	0	0	0	1	0	1	0	0	0	0	0
03:30	0	-	-	-	0	0	0	0	0	0	0	0	0	0	0	0
03:45	1	-	23.5	-	0	0	0	0	1	0	0	0	0	0	0	0
04:00	0	-	-	-	0	0	0	0	0	0	0	0	0	0	0	0
04:15	0	-	-	-	0	0	0	0	0	0	0	0	0	0	0	0
04:30	1	-	23.5	-	0	0	0	0	1	0	0	0	0	0	0	0
04:45	2	-	23.5	7.1	0	0	0	1	0	1	0	0	0	0	0	0
05:00	2	-	18.5	1.8	0	0	0	2	0	0	0	0	0	0	0	0
05:15	0	-	-	-	0	0	0	0	0	0	0	0	0	0	0	0
05:30	3	-	25.2	3.1	0	0	0	0	2	1	0	0	0	0	0	0
05:45	3	-	25.2	5.9	0	0	0	1	0	2	0	0	0	0	0	0
06:00	1	-	18.5	-	0	0	0	1	0	0	0	0	0	0	0	0
06:15	3	-	20.2	3.1	0	0	0	2	1	0	0	0	0	0	0	0
06:30	3	-	21.8	3.1	0	0	0	1	2	0	0	0	0	0	0	0
06:45	7	-	20.6	3.1	0	0	0	4	3	0	0	0	0	0	0	0
07:00	1	-	28.5	-	0	0	0	0	0	1	0	0	0	0	0	0
07:15	1	-	23.5	-	0	0	0	0	1	0	0	0	0	0	0	0
07:30	4	-	24.8	9.5	0	0	0	2	1	0	0	1	0	0	0	0
07:45	4	-	22.3	2.8	0	0	0	1	3	0	0	0	0	0	0	0
08:00	4	-	22.3	6.4	0	0	1	0	2	1	0	0	0	0	0	0
08:15	1	-	23.5	-	0	0	0	0	1	0	0	0	0	0	0	0
08:30	6	-	21.8	4.3	0	0	0	3	2	1	0	0	0	0	0	0
08:45	8	-	22.3	4.7	0	0	0	4	2	2	0	0	0	0	0	0
09:00	21	21.4	19.5	2.5	0	0	0	17	4	0	0	0	0	0	0	0
09:15	11	25.6	22.6	4	0	0	0	4	5	2	0	0	0	0	0	0
09:30	7	-	24.2	2.4	0	0	0	0	6	1	0	0	0	0	0	0
09:45	9	-	22.9	3.3	0	0	0	2	6	1	0	0	0	0	0	0
10:00	19	25.4	22.4	3.5	0	0	0	6	11	2	0	0	0	0	0	0
10:15	10	26	23.5	3.6	0	0	0	2	6	2	0	0	0	0	0	0
10:30	9	-	23.5	3.8	0	0	0	2	5	2	0	0	0	0	0	0
10:45	7	-	25.6	5.8	0	0	0	0	6	0	0	1	0	0	0	0
11:00	13	25	22	3.5	0	0	0	5	7	1	0	0	0	0	0	0
11:15	14	26.7	21.7	4.9	0	0	1	6	4	3	0	0	0	0	0	0
11:30	5	-	21.5	5.8	0	0	1	1	2	1	0	0	0	0	0	0
11:45	9	-	22.9	4.9	0	0	0	4	2	3	0	0	0	0	0	0

Time Period	Total Vehicles	85%ile Speed	Mean Speed	Stand Dev.	<6Mph	6-<11	11-<16	16-<21	21-<26	26-<31	31-<36	36-<41	41-<46	46-<51	51-<56	=>56
<b>Tue 19-Nov-19</b>																
12:00	11	28.3	24.4	4	0	0	0	2	5	4	0	0	0	0	0	0
12:15	13	23.8	23.1	4.5	0	0	0	4	7	1	1	0	0	0	0	0
12:30	11	25.3	23	4.9	0	0	0	4	5	1	1	0	0	0	0	0
12:45	16	26.2	20.7	5	0	0	2	8	3	3	0	0	0	0	0	0
13:00	16	24.6	21.3	3.5	0	0	0	8	7	1	0	0	0	0	0	0
13:15	16	26.3	23.8	4.1	0	0	0	3	10	2	1	0	0	0	0	0
13:30	14	25.4	21.4	4.5	0	0	1	6	5	2	0	0	0	0	0	0
13:45	13	24.9	23.5	3.2	0	0	0	2	9	2	0	0	0	0	0	0
14:00	19	25.4	22.7	3.3	0	0	0	5	12	2	0	0	0	0	0	0
14:15	15	24.6	21.8	2.9	0	0	0	5	10	0	0	0	0	0	0	0
14:30	21	25.4	22.8	3.2	0	0	0	5	14	2	0	0	0	0	0	0
14:45	15	26.4	23.8	3.3	0	0	0	2	10	3	0	0	0	0	0	0
15:00	26	25.1	21.8	3.5	0	0	0	11	13	2	0	0	0	0	0	0
15:15	17	27.2	23.8	3.6	0	0	0	3	10	4	0	0	0	0	0	0
15:30	19	24.3	20.9	3.4	0	0	0	11	7	1	0	0	0	0	0	0
15:45	29	24.9	21.6	3.4	0	0	1	10	17	1	0	0	0	0	0	0
16:00	51	25.9	22.3	4	0	0	1	18	24	8	0	0	0	0	0	0
16:15	52	24.8	21.2	3.4	0	0	0	27	22	3	0	0	0	0	0	0
16:30	62	24.8	20.5	3.9	0	0	3	37	16	6	0	0	0	0	0	0
16:45	65	24.7	21	3.4	0	0	2	30	31	2	0	0	0	0	0	0
17:00	59	24.8	21	3.6	0	0	1	32	22	4	0	0	0	0	0	0
17:15	113	24	20.1	3.3	0	0	7	64	41	1	0	0	0	0	0	0
17:30	88	24.8	21	3.5	0	0	2	45	36	5	0	0	0	0	0	0
17:45	35	25.1	21.6	3.5	0	0	0	16	16	3	0	0	0	0	0	0
18:00	35	25.8	22.6	4	0	0	0	12	18	4	1	0	0	0	0	0
18:15	31	23.9	20.1	4.4	0	0	2	21	5	2	1	0	0	0	0	0
18:30	29	27.5	23.3	4.1	0	0	1	6	15	7	0	0	0	0	0	0
18:45	24	24.6	21.6	2.9	0	0	0	9	15	0	0	0	0	0	0	0
19:00	25	26.8	22.5	4.1	0	0	0	10	10	5	0	0	0	0	0	0
19:15	17	28.4	22.9	5.2	0	0	0	8	4	4	1	0	0	0	0	0
19:30	20	25.2	21.5	4.3	0	0	1	9	7	3	0	0	0	0	0	0
19:45	24	24.5	21.4	2.9	0	0	0	10	14	0	0	0	0	0	0	0
20:00	23	25.1	22.4	3	0	0	0	6	16	1	0	0	0	0	0	0
20:15	18	25.7	21.6	4.2	0	0	0	10	5	3	0	0	0	0	0	0
20:30	5	-	22.5	4.4	0	0	0	2	2	1	0	0	0	0	0	0
20:45	13	25.1	22.3	4.8	0	0	1	3	8	0	1	0	0	0	0	0
21:00	9	-	22.9	4.2	0	0	0	3	4	2	0	0	0	0	0	0
21:15	8	-	24.1	4.4	0	0	0	2	3	3	0	0	0	0	0	0
21:30	5	-	25.5	3.1	0	0	0	0	3	2	0	0	0	0	0	0
21:45	0	-	-	-	0	0	0	0	0	0	0	0	0	0	0	0
22:00	3	-	20.2	3.1	0	0	0	2	1	0	0	0	0	0	0	0
22:15	4	-	21	5.2	0	0	1	0	3	0	0	0	0	0	0	0
22:30	5	-	25.5	7.7	0	0	0	1	3	0	0	1	0	0	0	0
22:45	3	-	21.8	3.1	0	0	0	1	2	0	0	0	0	0	0	0
23:00	4	-	23.5	1.6	0	0	0	0	4	0	0	0	0	0	0	0
23:15	2	-	18.5	1.8	0	0	0	2	0	0	0	0	0	0	0	0
23:30	0	-	-	-	0	0	0	0	0	0	0	0	0	0	0	0
23:45	0	-	-	-	0	0	0	0	0	0	0	0	0	0	0	0
12H,7-19	1078	25.4	21.6	3.9	0	0	26	465	481	99	5	2	0	0	0	0
16H,6-22	1259	25.5	21.7	3.9	0	0	28	536	563	123	7	2	0	0	0	0
18H,6-24	1280	25.5	21.7	3.9	0	0	29	542	576	123	7	3	0	0	0	0
24H,0-24	1310	25.5	21.8	3.9	0	0	29	550	588	131	9	3	0	0	0	0

Time Period	Total Vehicles	85%ile Speed	Mean Speed	Stand Dev.	<6Mph	6-<11	11-<16	16-<21	21-<26	26-<31	31-<36	36-<41	41-<46	46-<51	51-<56	=>56
<b>Wed 20-Nov-19</b>																
00:00	0	-	-	-	0	0	0	0	0	0	0	0	0	0	0	0
00:15	1	-	23.5	-	0	0	0	0	1	0	0	0	0	0	0	0
00:30	1	-	28.5	-	0	0	0	0	0	1	0	0	0	0	0	0
00:45	2	-	23.5	1.8	0	0	0	0	2	0	0	0	0	0	0	0
01:00	0	-	-	-	0	0	0	0	0	0	0	0	0	0	0	0
01:15	1	-	23.5	-	0	0	0	0	1	0	0	0	0	0	0	0
01:30	1	-	28.5	-	0	0	0	0	0	1	0	0	0	0	0	0
01:45	3	-	26.8	3.1	0	0	0	0	1	2	0	0	0	0	0	0
02:00	0	-	-	-	0	0	0	0	0	0	0	0	0	0	0	0
02:15	1	-	23.5	-	0	0	0	0	1	0	0	0	0	0	0	0
02:30	0	-	-	-	0	0	0	0	0	0	0	0	0	0	0	0
02:45	0	-	-	-	0	0	0	0	0	0	0	0	0	0	0	0
03:00	2	-	23.5	7.1	0	0	0	1	0	1	0	0	0	0	0	0
03:15	0	-	-	-	0	0	0	0	0	0	0	0	0	0	0	0
03:30	0	-	-	-	0	0	0	0	0	0	0	0	0	0	0	0
03:45	0	-	-	-	0	0	0	0	0	0	0	0	0	0	0	0
04:00	1	-	23.5	-	0	0	0	0	1	0	0	0	0	0	0	0
04:15	3	-	26.8	3.1	0	0	0	0	1	2	0	0	0	0	0	0
04:30	0	-	-	-	0	0	0	0	0	0	0	0	0	0	0	0
04:45	1	-	18.5	-	0	0	0	1	0	0	0	0	0	0	0	0
05:00	1	-	18.5	-	0	0	0	1	0	0	0	0	0	0	0	0
05:15	2	-	21	3.5	0	0	0	1	1	0	0	0	0	0	0	0
05:30	0	-	-	-	0	0	0	0	0	0	0	0	0	0	0	0
05:45	3	-	21.8	3.1	0	0	0	1	2	0	0	0	0	0	0	0
06:00	1	-	18.5	-	0	0	0	1	0	0	0	0	0	0	0	0
06:15	2	-	23.5	1.8	0	0	0	0	2	0	0	0	0	0	0	0
06:30	4	-	22.3	2.8	0	0	0	1	3	0	0	0	0	0	0	0
06:45	3	-	23.5	1.7	0	0	0	0	3	0	0	0	0	0	0	0
07:00	1	-	18.5	-	0	0	0	1	0	0	0	0	0	0	0	0
07:15	3	-	23.5	1.7	0	0	0	0	3	0	0	0	0	0	0	0
07:30	0	-	-	-	0	0	0	0	0	0	0	0	0	0	0	0
07:45	4	-	17.3	2.8	0	0	1	3	0	0	0	0	0	0	0	0
08:00	7	-	25.6	3.1	0	0	0	0	4	3	0	0	0	0	0	0
08:15	2	-	21	3.5	0	0	0	1	1	0	0	0	0	0	0	0
08:30	6	-	21.8	3	0	0	0	2	4	0	0	0	0	0	0	0
08:45	9	-	21.3	3.9	0	0	1	2	6	0	0	0	0	0	0	0
09:00	12	27.2	23.5	4	0	0	0	3	6	3	0	0	0	0	0	0
09:15	13	25.1	22.3	3.3	0	0	0	4	8	1	0	0	0	0	0	0
09:30	11	25.4	23.5	2.6	0	0	0	1	9	1	0	0	0	0	0	0
09:45	13	24.9	21.6	4.6	0	0	1	5	5	2	0	0	0	0	0	0
10:00	5	-	22.5	4.4	0	0	0	2	2	1	0	0	0	0	0	0
10:15	10	26	22.5	4.8	0	0	1	2	5	2	0	0	0	0	0	0
10:30	7	-	26.4	6.5	0	0	0	2	1	2	2	0	0	0	0	0
10:45	12	25.1	22.3	3.4	0	0	0	4	7	1	0	0	0	0	0	0
11:00	8	-	24.1	5.1	0	0	0	3	1	4	0	0	0	0	0	0
11:15	7	-	23.5	5.2	0	0	0	2	4	0	1	0	0	0	0	0
11:30	6	-	22.7	6	0	0	1	1	2	2	0	0	0	0	0	0
11:45	7	-	22.8	5.5	0	0	0	3	3	0	1	0	0	0	0	0



Time Period	Total Vehicles	85%ile Speed	Mean Speed	Stand Dev.	<6Mph	6-<11	11-<16	16-<21	21-<26	26-<31	31-<36	36-<41	41-<46	46-<51	51-<56	=>56
<b>Wed 20-Nov-19</b>																
12:00	11	27.4	22.1	4.7	0	0	0	6	2	3	0	0	0	0	0	0
12:15	11	25.6	22.1	4.2	0	0	0	5	4	2	0	0	0	0	0	0
12:30	9	-	22.9	4.2	0	0	0	3	4	2	0	0	0	0	0	0
12:45	23	25.3	21.1	4.2	0	0	1	12	7	3	0	0	0	0	0	0
13:00	21	25.7	22.3	4.4	0	0	2	4	12	3	0	0	0	0	0	0
13:15	17	25	22	3.3	0	0	0	6	10	1	0	0	0	0	0	0
13:30	18	27	22.9	4.1	0	0	0	6	8	4	0	0	0	0	0	0
13:45	8	-	22.3	3.8	0	0	0	3	4	1	0	0	0	0	0	0
14:00	15	25.4	21.2	4.8	0	0	2	5	6	2	0	0	0	0	0	0
14:15	20	25.2	22.8	3.7	0	0	0	6	11	3	0	0	0	0	0	0
14:30	28	25.1	21.9	3.4	0	0	0	11	15	2	0	0	0	0	0	0
14:45	25	25	22.1	3.4	0	0	1	6	17	1	0	0	0	0	0	0
15:00	31	25.5	22.9	3.2	0	0	0	7	21	3	0	0	0	0	0	0
15:15	16	25.1	21.3	3.9	0	0	0	9	5	2	0	0	0	0	0	0
15:30	20	24.1	20.8	2.9	0	0	0	11	9	0	0	0	0	0	0	0
15:45	24	25.6	22.5	3.9	0	0	1	6	14	3	0	0	0	0	0	0
16:00	62	25.3	22	3.4	0	0	0	23	34	5	0	0	0	0	0	0
16:15	68	25.6	21.9	3.8	0	0	1	28	31	8	0	0	0	0	0	0
16:30	62	25	21.1	3.7	0	0	1	33	23	5	0	0	0	0	0	0
16:45	58	25.3	21.8	3.5	0	0	0	25	28	5	0	0	0	0	0	0
17:00	67	24.7	21.3	3.1	0	0	1	29	36	1	0	0	0	0	0	0
17:15	78	24.7	20.6	3.8	0	0	6	37	31	4	0	0	0	0	0	0
17:30	67	24.8	21.1	3.5	0	0	2	31	31	3	0	0	0	0	0	0
17:45	44	24.9	21.3	3.8	0	0	3	15	24	2	0	0	0	0	0	0
18:00	35	24.4	20.9	3.2	0	0	1	16	18	0	0	0	0	0	0	0
18:15	33	24.4	20.8	3.4	0	0	2	14	17	0	0	0	0	0	0	0
18:30	26	24.6	21.6	2.9	0	0	0	10	16	0	0	0	0	0	0	0
18:45	20	28.5	24	4.5	0	0	1	3	9	7	0	0	0	0	0	0
19:00	17	25.1	22.9	3.8	0	0	0	4	12	0	1	0	0	0	0	0
19:15	13	24.8	21.6	3.5	0	0	0	6	6	1	0	0	0	0	0	0
19:30	18	25	22.1	3.2	0	0	0	6	11	1	0	0	0	0	0	0
19:45	14	25.6	22.1	4.4	0	0	1	4	7	2	0	0	0	0	0	0
20:00	12	24.7	21.4	3.6	0	0	0	6	5	1	0	0	0	0	0	0
20:15	8	-	21	3.1	0	0	0	4	4	0	0	0	0	0	0	0
20:30	7	-	23.5	7.2	0	0	0	3	3	0	0	1	0	0	0	0
20:45	10	27.7	24	4	0	0	0	2	5	3	0	0	0	0	0	0
21:00	19	25.4	23.5	3.2	0	0	0	3	13	3	0	0	0	0	0	0
21:15	14	25.7	23.1	3.4	0	0	0	3	9	2	0	0	0	0	0	0
21:30	5	-	25.5	3.1	0	0	0	0	3	2	0	0	0	0	0	0
21:45	5	-	23.5	3.7	0	0	0	1	3	1	0	0	0	0	0	0
22:00	6	-	23.5	3.4	0	0	0	1	4	1	0	0	0	0	0	0
22:15	2	-	18.5	7.1	0	0	1	0	1	0	0	0	0	0	0	0
22:30	7	-	24.9	4.9	0	0	0	1	4	1	1	0	0	0	0	0
22:45	0	-	-	-	0	0	0	0	0	0	0	0	0	0	0	0
23:00	2	-	23.5	7.1	0	0	0	1	0	1	0	0	0	0	0	0
23:15	1	-	18.5	-	0	0	0	1	0	0	0	0	0	0	0	0
23:30	4	-	21	3.2	0	0	0	2	2	0	0	0	0	0	0	0
23:45	5	-	20.5	3.1	0	0	0	3	2	0	0	0	0	0	0	0
12H,7-19	1060	25.4	21.8	3.8	0	0	30	411	518	97	4	0	0	0	0	0
16H,6-22	1212	25.5	21.9	3.8	0	0	31	455	607	113	5	1	0	0	0	0
18H,6-24	1239	25.5	21.9	3.8	0	0	32	464	620	116	6	1	0	0	0	0
24H,0-24	1262	25.5	21.9	3.8	0	0	32	469	631	123	6	1	0	0	0	0

Time Period	Total Vehicles	85%ile Speed	Mean Speed	Stand Dev.	<6Mph	6-<11	11-<16	16-<21	21-<26	26-<31	31-<36	36-<41	41-<46	46-<51	51-<56	=>56
<b>Thu 21-Nov-19</b>																
00:00	0	-	-	-	0	0	0	0	0	0	0	0	0	0	0	0
00:15	0	-	-	-	0	0	0	0	0	0	0	0	0	0	0	0
00:30	1	-	23.5	-	0	0	0	0	1	0	0	0	0	0	0	0
00:45	1	-	23.5	-	0	0	0	0	1	0	0	0	0	0	0	0
01:00	1	-	18.5	-	0	0	0	1	0	0	0	0	0	0	0	0
01:15	0	-	-	-	0	0	0	0	0	0	0	0	0	0	0	0
01:30	0	-	-	-	0	0	0	0	0	0	0	0	0	0	0	0
01:45	0	-	-	-	0	0	0	0	0	0	0	0	0	0	0	0
02:00	0	-	-	-	0	0	0	0	0	0	0	0	0	0	0	0
02:15	1	-	28.5	-	0	0	0	0	0	1	0	0	0	0	0	0
02:30	2	-	23.5	1.8	0	0	0	0	2	0	0	0	0	0	0	0
02:45	2	-	18.5	7.1	0	0	1	0	1	0	0	0	0	0	0	0
03:00	0	-	-	-	0	0	0	0	0	0	0	0	0	0	0	0
03:15	2	-	26	3.5	0	0	0	0	1	1	0	0	0	0	0	0
03:30	0	-	-	-	0	0	0	0	0	0	0	0	0	0	0	0
03:45	3	-	21.8	3.1	0	0	0	1	2	0	0	0	0	0	0	0
04:00	3	-	20.2	3.1	0	0	0	2	1	0	0	0	0	0	0	0
04:15	2	-	26	3.5	0	0	0	0	1	1	0	0	0	0	0	0
04:30	2	-	13.5	1.8	0	0	2	0	0	0	0	0	0	0	0	0
04:45	1	-	18.5	-	0	0	0	1	0	0	0	0	0	0	0	0
05:00	1	-	18.5	-	0	0	0	1	0	0	0	0	0	0	0	0
05:15	0	-	-	-	0	0	0	0	0	0	0	0	0	0	0	0
05:30	2	-	18.5	1.8	0	0	0	2	0	0	0	0	0	0	0	0
05:45	2	-	21	3.5	0	0	0	1	1	0	0	0	0	0	0	0
06:00	1	-	23.5	-	0	0	0	0	1	0	0	0	0	0	0	0
06:15	0	-	-	-	0	0	0	0	0	0	0	0	0	0	0	0
06:30	7	-	21.4	4.2	0	0	0	4	2	1	0	0	0	0	0	0
06:45	2	-	21	3.5	0	0	0	1	1	0	0	0	0	0	0	0
07:00	1	-	18.5	-	0	0	0	1	0	0	0	0	0	0	0	0
07:15	2	-	23.5	1.8	0	0	0	0	2	0	0	0	0	0	0	0
07:30	1	-	18.5	-	0	0	0	1	0	0	0	0	0	0	0	0
07:45	2	-	16	3.5	0	0	1	1	0	0	0	0	0	0	0	0
08:00	3	-	21.8	3.1	0	0	0	1	2	0	0	0	0	0	0	0
08:15	2	-	23.5	1.8	0	0	0	0	2	0	0	0	0	0	0	0
08:30	13	24.5	21.6	2.9	0	0	0	5	8	0	0	0	0	0	0	0
08:45	11	24.1	20.8	3.7	0	0	0	7	3	1	0	0	0	0	0	0
09:00	19	23.2	19.8	3.2	0	0	1	12	6	0	0	0	0	0	0	0
09:15	13	24.8	22.3	2.6	0	0	0	3	10	0	0	0	0	0	0	0
09:30	12	24.1	20.6	3.6	0	0	1	5	6	0	0	0	0	0	0	0
09:45	14	24.4	21	3.6	0	0	1	5	8	0	0	0	0	0	0	0
10:00	12	24.4	21	3.7	0	0	1	4	7	0	0	0	0	0	0	0
10:15	11	24.9	21.7	3.7	0	0	0	5	5	1	0	0	0	0	0	0
10:30	11	25.6	23	3.8	0	0	0	3	6	2	0	0	0	0	0	0
10:45	11	23.9	20.3	3.7	0	0	1	5	5	0	0	0	0	0	0	0
11:00	9	-	20.2	3.8	0	0	1	4	4	0	0	0	0	0	0	0
11:15	10	24.3	21.5	3	0	0	0	4	6	0	0	0	0	0	0	0
11:30	6	-	25.2	3	0	0	0	0	4	2	0	0	0	0	0	0
11:45	17	27.2	22.6	4.6	0	0	1	5	7	4	0	0	0	0	0	0

Time Period	Total Vehicles	85%ile Speed	Mean Speed	Stand Dev.	<6Mph	6-<11	11-<16	16-<21	21-<26	26-<31	31-<36	36-<41	41-<46	46-<51	51-<56	=>56
<b>Thu 21-Nov-19</b>																
12:00	10	25.3	23	3.2	0	0	0	2	7	1	0	0	0	0	0	0
12:15	8	-	23.5	4	0	0	0	2	4	2	0	0	0	0	0	0
12:30	10	26	24	4.6	0	0	0	2	6	1	1	0	0	0	0	0
12:45	16	24.8	21.3	3.9	0	0	1	6	8	1	0	0	0	0	0	0
13:00	19	25.1	23	4.3	0	0	0	6	10	2	1	0	0	0	0	0
13:15	12	24.7	22.3	2.7	0	0	0	3	9	0	0	0	0	0	0	0
13:30	12	24.1	21	3	0	0	0	6	6	0	0	0	0	0	0	0
13:45	15	28.1	23.8	5	0	0	1	2	8	3	1	0	0	0	0	0
14:00	16	25.3	23.2	2.6	0	0	0	2	13	1	0	0	0	0	0	0
14:15	29	25.7	22.6	4.1	0	0	0	10	15	3	1	0	0	0	0	0
14:30	19	25.4	22.7	3.7	0	0	0	6	10	3	0	0	0	0	0	0
14:45	16	26.2	23.2	3.7	0	0	0	4	9	3	0	0	0	0	0	0
15:00	29	26.2	22.8	3.8	0	0	0	9	15	5	0	0	0	0	0	0
15:15	18	24.9	21.8	3.3	0	0	0	7	10	1	0	0	0	0	0	0
15:30	24	25.2	21.8	3.8	0	0	1	8	13	2	0	0	0	0	0	0
15:45	20	25.4	22.5	3.4	0	0	0	6	12	2	0	0	0	0	0	0
16:00	56	25.2	21.5	3.6	0	0	0	27	24	5	0	0	0	0	0	0
16:15	33	25.1	22	3.3	0	0	0	12	19	2	0	0	0	0	0	0
16:30	47	25.5	22.4	3.4	0	0	0	15	27	5	0	0	0	0	0	0
16:45	47	25.2	21.5	3.7	0	0	1	21	21	4	0	0	0	0	0	0
17:00	84	24.6	21.1	3.3	0	0	2	39	41	2	0	0	0	0	0	0
17:15	93	24.9	20.9	3.6	0	0	2	51	33	7	0	0	0	0	0	0
17:30	82	24.3	20.4	3.5	0	0	6	40	35	1	0	0	0	0	0	0
17:45	57	26.6	22.5	4.6	0	0	3	17	27	8	2	0	0	0	0	0
18:00	45	24.8	21.3	3.3	0	0	0	22	21	2	0	0	0	0	0	0
18:15	46	24.9	21.2	3.6	0	0	1	22	20	3	0	0	0	0	0	0
18:30	27	24.8	20.9	4	0	0	2	12	11	2	0	0	0	0	0	0
18:45	25	25.7	22.3	3.9	0	0	0	10	11	4	0	0	0	0	0	0
19:00	20	26.6	21.8	4.6	0	0	1	9	6	4	0	0	0	0	0	0
19:15	20	26.6	21.8	4.6	0	0	1	9	6	4	0	0	0	0	0	0
19:30	18	24.2	20.2	4.1	0	0	2	9	6	1	0	0	0	0	0	0
19:45	25	25.1	21.9	3.5	0	0	0	10	13	2	0	0	0	0	0	0
20:00	6	-	22.7	4	0	0	0	2	3	1	0	0	0	0	0	0
20:15	14	28.4	23.5	4.6	0	0	0	5	4	5	0	0	0	0	0	0
20:30	11	24.2	20.8	3.7	0	0	1	4	6	0	0	0	0	0	0	0
20:45	8	-	20.4	3.9	0	0	0	6	1	1	0	0	0	0	0	0
21:00	8	-	23.5	8.1	0	0	1	3	1	2	0	1	0	0	0	0
21:15	5	-	20.5	3.1	0	0	0	3	2	0	0	0	0	0	0	0
21:30	5	-	23.5	5.2	0	0	0	2	1	2	0	0	0	0	0	0
21:45	4	-	26	6.5	0	0	0	1	1	1	1	0	0	0	0	0
22:00	4	-	23.5	6	0	0	0	2	0	2	0	0	0	0	0	0
22:15	3	-	23.5	1.7	0	0	0	0	3	0	0	0	0	0	0	0
22:30	6	-	21.8	4.3	0	0	0	3	2	1	0	0	0	0	0	0
22:45	3	-	23.5	5	0	0	0	1	1	1	0	0	0	0	0	0
23:00	1	-	28.5	-	0	0	0	0	0	1	0	0	0	0	0	0
23:15	5	-	20.5	3.1	0	0	0	3	2	0	0	0	0	0	0	0
23:30	4	-	21	3.2	0	0	0	2	2	0	0	0	0	0	0	0
23:45	1	-	28.5	-	0	0	0	0	0	1	0	0	0	0	0	0
12H,7-19	1095	25.3	21.7	3.7	0	0	28	440	536	85	6	0	0	0	0	0
16H,6-22	1249	25.4	21.7	3.8	0	0	34	508	590	109	7	1	0	0	0	0
18H,6-24	1276	25.4	21.7	3.8	0	0	34	519	600	115	7	1	0	0	0	0
24H,0-24	1302	25.4	21.7	3.9	0	0	37	528	611	118	7	1	0	0	0	0

Time Period	Total Vehicles	85%ile Speed	Mean Speed	Stand Dev.	<6Mph	6-<11	11-<16	16-<21	21-<26	26-<31	31-<36	36-<41	41-<46	46-<51	51-<56	=>56
<b>Fri 22-Nov-19</b>																
00:00	3	-	25.2	5.9	0	0	0	1	0	2	0	0	0	0	0	0
00:15	3	-	26.8	5.9	0	0	0	0	2	0	1	0	0	0	0	0
00:30	0	-	-	-	0	0	0	0	0	0	0	0	0	0	0	0
00:45	1	-	23.5	-	0	0	0	0	1	0	0	0	0	0	0	0
01:00	0	-	-	-	0	0	0	0	0	0	0	0	0	0	0	0
01:15	3	-	18.5	1.7	0	0	0	3	0	0	0	0	0	0	0	0
01:30	1	-	28.5	-	0	0	0	0	0	1	0	0	0	0	0	0
01:45	0	-	-	-	0	0	0	0	0	0	0	0	0	0	0	0
02:00	1	-	23.5	-	0	0	0	0	1	0	0	0	0	0	0	0
02:15	0	-	-	-	0	0	0	0	0	0	0	0	0	0	0	0
02:30	2	-	28.5	7.1	0	0	0	0	1	0	1	0	0	0	0	0
02:45	1	-	33.5	-	0	0	0	0	0	0	1	0	0	0	0	0
03:00	3	-	23.5	10	0	0	1	0	1	0	1	0	0	0	0	0
03:15	1	-	23.5	-	0	0	0	0	1	0	0	0	0	0	0	0
03:30	4	-	23.5	1.6	0	0	0	0	4	0	0	0	0	0	0	0
03:45	5	-	20.5	3.1	0	0	0	3	2	0	0	0	0	0	0	0
04:00	3	-	21.8	3.1	0	0	0	1	2	0	0	0	0	0	0	0
04:15	0	-	-	-	0	0	0	0	0	0	0	0	0	0	0	0
04:30	6	-	16.2	8.4	1	0	3	0	1	1	0	0	0	0	0	0
04:45	2	-	26	10.6	0	0	0	1	0	0	1	0	0	0	0	0
05:00	1	-	23.5	-	0	0	0	0	1	0	0	0	0	0	0	0
05:15	1	-	13.5	-	0	0	1	0	0	0	0	0	0	0	0	0
05:30	0	-	-	-	0	0	0	0	0	0	0	0	0	0	0	0
05:45	0	-	-	-	0	0	0	0	0	0	0	0	0	0	0	0
06:00	5	-	21.5	3.1	0	0	0	2	3	0	0	0	0	0	0	0
06:15	2	-	23.5	1.8	0	0	0	0	2	0	0	0	0	0	0	0
06:30	6	-	19.3	2.5	0	0	0	5	1	0	0	0	0	0	0	0
06:45	3	-	20.2	3.1	0	0	0	2	1	0	0	0	0	0	0	0
07:00	1	-	33.5	-	0	0	0	0	0	0	1	0	0	0	0	0
07:15	1	-	23.5	-	0	0	0	0	1	0	0	0	0	0	0	0
07:30	4	-	18.5	4.2	0	0	1	2	1	0	0	0	0	0	0	0
07:45	3	-	21.8	3.1	0	0	0	1	2	0	0	0	0	0	0	0
08:00	4	-	23.5	1.6	0	0	0	0	4	0	0	0	0	0	0	0
08:15	4	-	19.8	2.8	0	0	0	3	1	0	0	0	0	0	0	0
08:30	6	-	24.3	4	0	0	0	1	3	2	0	0	0	0	0	0
08:45	10	24.6	22	2.8	0	0	0	3	7	0	0	0	0	0	0	0
09:00	15	25.5	22.5	3.7	0	0	0	5	8	2	0	0	0	0	0	0
09:15	9	-	21.8	2.9	0	0	0	3	6	0	0	0	0	0	0	0
09:30	3	-	21.8	3.1	0	0	0	1	2	0	0	0	0	0	0	0
09:45	11	24.2	20.8	3.7	0	0	1	4	6	0	0	0	0	0	0	0
10:00	8	-	22.9	3.5	0	0	0	2	5	1	0	0	0	0	0	0
10:15	7	-	24.2	5.5	0	0	0	2	3	1	1	0	0	0	0	0
10:30	7	-	24.2	4.7	0	0	0	2	2	3	0	0	0	0	0	0
10:45	10	26	23	4	0	0	0	3	5	2	0	0	0	0	0	0
11:00	22	28.2	23.3	4.7	0	0	0	8	8	5	1	0	0	0	0	0
11:15	10	27.7	23.5	4.3	0	0	0	3	4	3	0	0	0	0	0	0
11:30	10	26	23.5	3.6	0	0	0	2	6	2	0	0	0	0	0	0
11:45	16	28.6	24.1	4.6	0	0	0	4	7	4	1	0	0	0	0	0

Time Period	Total Vehicles	85%ile Speed	Mean Speed	Stand Dev.	<6Mph	6-<11	11-<16	16-<21	21-<26	26-<31	31-<36	36-<41	41-<46	46-<51	51-<56	=>56
<b>Fri 22-Nov-19</b>																
12:00	6	-	22.7	4	0	0	0	2	3	1	0	0	0	0	0	0
12:15	13	27.9	24.3	3.7	0	0	0	2	7	4	0	0	0	0	0	0
12:30	16	26.2	23.2	3.7	0	0	0	4	9	3	0	0	0	0	0	0
12:45	28	26.3	22.1	4.1	0	0	0	13	10	5	0	0	0	0	0	0
13:00	19	25.4	22.4	3.9	0	0	0	7	9	3	0	0	0	0	0	0
13:15	17	25.9	22.6	3.9	0	0	0	6	8	3	0	0	0	0	0	0
13:30	13	24.9	23.1	3.5	0	0	0	3	8	2	0	0	0	0	0	0
13:45	15	31.4	24.8	5.7	0	0	0	4	6	2	3	0	0	0	0	0
14:00	18	29.8	25.2	4.8	0	0	0	3	8	5	2	0	0	0	0	0
14:15	22	24.9	21.9	3.2	0	0	0	8	13	1	0	0	0	0	0	0
14:30	14	27.8	22.4	5.4	0	0	2	3	5	4	0	0	0	0	0	0
14:45	20	25	22.3	3.1	0	0	0	6	13	1	0	0	0	0	0	0
15:00	24	25.9	22.3	4.2	0	0	1	8	11	4	0	0	0	0	0	0
15:15	28	25.3	22.4	3.2	0	0	0	8	18	2	0	0	0	0	0	0
15:30	30	25.2	21.5	3.9	0	0	1	13	13	3	0	0	0	0	0	0
15:45	29	26.2	22.5	4.3	0	0	0	12	12	4	1	0	0	0	0	0
16:00	55	25.9	22.2	3.9	0	0	1	20	26	8	0	0	0	0	0	0
16:15	54	25.7	21.9	4.2	0	0	2	21	24	6	1	0	0	0	0	0
16:30	51	24.8	20.9	4.6	0	0	5	22	21	2	0	1	0	0	0	0
16:45	33	23.7	20	3.3	0	0	2	19	12	0	0	0	0	0	0	0
17:00	66	25	20.8	4.1	0	0	5	32	23	6	0	0	0	0	0	0
17:15	83	24.7	20.8	3.6	0	0	3	44	31	5	0	0	0	0	0	0
17:30	45	24.7	20.9	3.6	0	0	2	21	20	2	0	0	0	0	0	0
17:45	26	24.5	20.6	3.8	0	0	2	12	11	1	0	0	0	0	0	0
18:00	30	24.6	21	3.5	0	0	0	17	11	2	0	0	0	0	0	0
18:15	23	24.1	20.2	3.8	0	0	1	15	5	2	0	0	0	0	0	0
18:30	26	24	20.6	2.9	0	0	0	15	11	0	0	0	0	0	0	0
18:45	17	25	22	3.3	0	0	0	6	10	1	0	0	0	0	0	0
19:00	14	24.5	20.6	4	0	0	0	10	2	2	0	0	0	0	0	0
19:15	12	25.1	22.3	3.4	0	0	0	4	7	1	0	0	0	0	0	0
19:30	8	-	22.9	5.1	0	0	0	4	1	3	0	0	0	0	0	0
19:45	9	-	23.5	6.3	0	0	0	3	5	0	0	1	0	0	0	0
20:00	8	-	21.6	4	0	0	0	4	3	1	0	0	0	0	0	0
20:15	4	-	22.3	2.8	0	0	0	1	3	0	0	0	0	0	0	0
20:30	5	-	26.5	5.8	0	0	0	1	1	2	1	0	0	0	0	0
20:45	5	-	20.5	5.8	0	0	1	2	1	1	0	0	0	0	0	0
21:00	4	-	22.3	4.9	0	0	0	2	1	1	0	0	0	0	0	0
21:15	4	-	17.3	2.8	0	0	1	3	0	0	0	0	0	0	0	0
21:30	6	-	23.5	4.7	0	0	0	2	2	2	0	0	0	0	0	0
21:45	3	-	25.2	7.6	0	0	0	1	1	0	1	0	0	0	0	0
22:00	4	-	23.5	4.2	0	0	0	1	2	1	0	0	0	0	0	0
22:15	4	-	23.5	4.2	0	0	0	1	2	1	0	0	0	0	0	0
22:30	3	-	21.8	5.9	0	0	0	2	0	1	0	0	0	0	0	0
22:45	4	-	23.5	4.2	0	0	0	1	2	1	0	0	0	0	0	0
23:00	9	-	24.1	3.3	0	0	0	1	6	2	0	0	0	0	0	0
23:15	6	-	25.2	3	0	0	0	0	4	2	0	0	0	0	0	0
23:30	0	-	-	-	0	0	0	0	0	0	0	0	0	0	0	0
23:45	3	-	25.2	10.4	0	0	1	0	0	1	1	0	0	0	0	0
12H,7-19	982	25.7	21.9	4.1	0	0	29	395	439	107	11	1	0	0	0	0
16H,6-22	1080	25.7	21.9	4.1	0	0	31	441	473	120	13	2	0	0	0	0
18H,6-24	1113	25.8	21.9	4.1	0	0	32	447	489	129	14	2	0	0	0	0
24H,0-24	1154	25.8	22	4.2	1	0	37	456	506	133	19	2	0	0	0	0

Time Period	Total Vehicles	85%ile Speed	Mean Speed	Stand Dev.	<6Mph	6-<11	11-<16	16-<21	21-<26	26-<31	31-<36	36-<41	41-<46	46-<51	51-<56	=>56
<b>Sat 23-Nov-19</b>																
00:00	1	-	18.5	-	0	0	0	1	0	0	0	0	0	0	0	0
00:15	4	-	23.5	7.1	0	0	1	0	1	2	0	0	0	0	0	0
00:30	1	-	28.5	-	0	0	0	0	0	1	0	0	0	0	0	0
00:45	0	-	-	-	0	0	0	0	0	0	0	0	0	0	0	0
01:00	5	-	25.5	3.1	0	0	0	0	3	2	0	0	0	0	0	0
01:15	0	-	-	-	0	0	0	0	0	0	0	0	0	0	0	0
01:30	3	-	21.8	3.1	0	0	0	1	2	0	0	0	0	0	0	0
01:45	3	-	21.8	3.1	0	0	0	1	2	0	0	0	0	0	0	0
02:00	2	-	23.5	1.8	0	0	0	0	2	0	0	0	0	0	0	0
02:15	1	-	18.5	-	0	0	0	1	0	0	0	0	0	0	0	0
02:30	3	-	26.8	3.1	0	0	0	0	1	2	0	0	0	0	0	0
02:45	4	-	27.3	8.5	0	0	0	1	1	1	0	1	0	0	0	0
03:00	1	-	23.5	-	0	0	0	0	1	0	0	0	0	0	0	0
03:15	2	-	21	3.5	0	0	0	1	1	0	0	0	0	0	0	0
03:30	2	-	21	3.5	0	0	0	1	1	0	0	0	0	0	0	0
03:45	3	-	23.5	5	0	0	0	1	1	1	0	0	0	0	0	0
04:00	5	-	22.5	5.7	0	0	0	3	0	2	0	0	0	0	0	0
04:15	1	-	23.5	-	0	0	0	0	1	0	0	0	0	0	0	0
04:30	2	-	21	3.5	0	0	0	1	1	0	0	0	0	0	0	0
04:45	0	-	-	-	0	0	0	0	0	0	0	0	0	0	0	0
05:00	1	-	28.5	-	0	0	0	0	0	1	0	0	0	0	0	0
05:15	0	-	-	-	0	0	0	0	0	0	0	0	0	0	0	0
05:30	2	-	28.5	7.1	0	0	0	0	1	0	1	0	0	0	0	0
05:45	0	-	-	-	0	0	0	0	0	0	0	0	0	0	0	0
06:00	0	-	-	-	0	0	0	0	0	0	0	0	0	0	0	0
06:15	1	-	23.5	-	0	0	0	0	1	0	0	0	0	0	0	0
06:30	2	-	21	3.5	0	0	0	1	1	0	0	0	0	0	0	0
06:45	1	-	18.5	-	0	0	0	1	0	0	0	0	0	0	0	0
07:00	0	-	-	-	0	0	0	0	0	0	0	0	0	0	0	0
07:15	0	-	-	-	0	0	0	0	0	0	0	0	0	0	0	0
07:30	2	-	33.5	1.8	0	0	0	0	0	0	2	0	0	0	0	0
07:45	2	-	26	3.5	0	0	0	0	1	1	0	0	0	0	0	0
08:00	4	-	23.5	4.2	0	0	0	1	2	1	0	0	0	0	0	0
08:15	3	-	23.5	5	0	0	0	1	1	1	0	0	0	0	0	0
08:30	2	-	26	10.6	0	0	0	1	0	0	1	0	0	0	0	0
08:45	7	-	22.1	5.7	0	0	1	2	2	2	0	0	0	0	0	0
09:00	7	-	18.5	3.2	0	0	1	5	1	0	0	0	0	0	0	0
09:15	1	-	23.5	-	0	0	0	0	1	0	0	0	0	0	0	0
09:30	2	-	23.5	1.8	0	0	0	0	2	0	0	0	0	0	0	0
09:45	4	-	23.5	4.2	0	0	0	1	2	1	0	0	0	0	0	0
10:00	3	-	26.8	5.9	0	0	0	0	2	0	1	0	0	0	0	0
10:15	4	-	27.3	4.9	0	0	0	0	2	1	1	0	0	0	0	0
10:30	0	-	-	-	0	0	0	0	0	0	0	0	0	0	0	0
10:45	7	-	22.1	5.7	0	0	0	4	2	0	1	0	0	0	0	0
11:00	3	-	23.5	1.7	0	0	0	0	3	0	0	0	0	0	0	0
11:15	8	-	23.5	4.8	0	0	0	3	2	3	0	0	0	0	0	0
11:30	5	-	26.5	4.6	0	0	0	0	3	1	1	0	0	0	0	0
11:45	6	-	25.2	4.3	0	0	0	1	2	3	0	0	0	0	0	0

Time Period	Total Vehicles	85%ile Speed	Mean Speed	Stand Dev.	<6Mph	6-<11	11-<16	16-<21	21-<26	26-<31	31-<36	36-<41	41-<46	46-<51	51-<56	=>56
<b>Sat 23-Nov-19</b>																
12:00	0	-	-	-	0	0	0	0	0	0	0	0	0	0	0	0
12:15	3	-	25.2	3.1	0	0	0	0	2	1	0	0	0	0	0	0
12:30	7	-	24.2	3.7	0	0	0	1	4	2	0	0	0	0	0	0
12:45	6	-	25.2	3	0	0	0	0	4	2	0	0	0	0	0	0
13:00	7	-	22.1	4	0	0	0	3	3	1	0	0	0	0	0	0
13:15	3	-	26.8	3.1	0	0	0	0	1	2	0	0	0	0	0	0
13:30	5	-	29.5	12	0	0	0	1	2	0	1	0	0	1	0	0
13:45	4	-	24.8	6.4	0	0	0	1	2	0	1	0	0	0	0	0
14:00	3	-	23.5	5	0	0	0	1	1	1	0	0	0	0	0	0
14:15	4	-	27.3	4.9	0	0	0	0	2	1	1	0	0	0	0	0
14:30	3	-	26.8	3.1	0	0	0	0	1	2	0	0	0	0	0	0
14:45	4	-	22.3	7.6	0	0	1	1	0	2	0	0	0	0	0	0
15:00	8	-	22.9	3.5	0	0	0	2	5	1	0	0	0	0	0	0
15:15	4	-	24.8	2.8	0	0	0	0	3	1	0	0	0	0	0	0
15:30	8	-	24.8	2.7	0	0	0	0	6	2	0	0	0	0	0	0
15:45	12	22.2	19.3	3.2	0	0	1	8	3	0	0	0	0	0	0	0
16:00	10	24.3	19.5	5.8	0	1	1	4	3	1	0	0	0	0	0	0
16:15	7	-	23.5	4.3	0	0	0	2	3	2	0	0	0	0	0	0
16:30	6	-	21.8	4.3	0	0	0	3	2	1	0	0	0	0	0	0
16:45	5	-	22.5	2.6	0	0	0	1	4	0	0	0	0	0	0	0
17:00	12	29.7	24.8	5.5	0	0	0	4	2	5	1	0	0	0	0	0
17:15	3	-	16.8	3.1	0	0	1	2	0	0	0	0	0	0	0	0
17:30	8	-	23.5	4.8	0	0	0	2	5	0	1	0	0	0	0	0
17:45	4	-	26	3.2	0	0	0	0	2	2	0	0	0	0	0	0
18:00	5	-	25.5	5.8	0	0	0	1	2	1	1	0	0	0	0	0
18:15	3	-	18.5	5	0	0	1	1	1	0	0	0	0	0	0	0
18:30	14	28	23.1	5.5	0	0	0	6	5	1	2	0	0	0	0	0
18:45	7	-	26.4	6.5	0	0	0	1	3	2	0	1	0	0	0	0
19:00	2	-	23.5	1.8	0	0	0	0	2	0	0	0	0	0	0	0
19:15	6	-	20.2	5.3	0	0	1	3	1	1	0	0	0	0	0	0
19:30	4	-	21	3.2	0	0	0	2	2	0	0	0	0	0	0	0
19:45	8	-	23.5	4	0	0	0	2	4	2	0	0	0	0	0	0
20:00	5	-	25.5	5.8	0	0	0	1	2	1	1	0	0	0	0	0
20:15	4	-	28.5	1.6	0	0	0	0	0	4	0	0	0	0	0	0
20:30	1	-	33.5	-	0	0	0	0	0	0	1	0	0	0	0	0
20:45	4	-	22.3	4.9	0	0	0	2	1	1	0	0	0	0	0	0
21:00	2	-	28.5	1.8	0	0	0	0	0	2	0	0	0	0	0	0
21:15	6	-	23.5	3.4	0	0	0	1	4	1	0	0	0	0	0	0
21:30	2	-	21	3.5	0	0	0	1	1	0	0	0	0	0	0	0
21:45	1	-	23.5	-	0	0	0	0	1	0	0	0	0	0	0	0
22:00	6	-	24.3	4	0	0	0	1	3	2	0	0	0	0	0	0
22:15	3	-	23.5	8.8	0	0	1	0	0	2	0	0	0	0	0	0
22:30	0	-	-	-	0	0	0	0	0	0	0	0	0	0	0	0
22:45	1	-	23.5	-	0	0	0	0	1	0	0	0	0	0	0	0
23:00	1	-	33.5	-	0	0	0	0	0	0	1	0	0	0	0	0
23:15	1	-	23.5	-	0	0	0	0	1	0	0	0	0	0	0	0
23:30	2	-	21	3.5	0	0	0	1	1	0	0	0	0	0	0	0
23:45	1	-	28.5	-	0	0	0	0	0	1	0	0	0	0	0	0
12H,7-19	235	29	23.6	5.3	0	1	7	64	99	47	15	1	0	1	0	0
16H,6-22	284	29	23.6	5.2	0	1	8	78	119	59	17	1	0	1	0	0
18H,6-24	299	29	23.6	5.2	0	1	9	80	125	64	18	1	0	1	0	0
24H,0-24	345	29	23.6	5.1	0	1	10	92	144	76	19	2	0	1	0	0

Time Period	Total Vehicles	85%ile Speed	Mean Speed	Stand Dev.	<6Mph	6-<11	11-<16	16-<21	21-<26	26-<31	31-<36	36-<41	41-<46	46-<51	51-<56	=>56
<b>Sun 24-Nov-19</b>																
00:00	0	-	-	-	0	0	0	0	0	0	0	0	0	0	0	0
00:15	2	-	26	10.6	0	0	0	1	0	0	1	0	0	0	0	0
00:30	1	-	28.5	-	0	0	0	0	0	1	0	0	0	0	0	0
00:45	1	-	28.5	-	0	0	0	0	0	1	0	0	0	0	0	0
01:00	2	-	28.5	1.8	0	0	0	0	0	2	0	0	0	0	0	0
01:15	0	-	-	-	0	0	0	0	0	0	0	0	0	0	0	0
01:30	1	-	18.5	-	0	0	0	1	0	0	0	0	0	0	0	0
01:45	1	-	23.5	-	0	0	0	0	1	0	0	0	0	0	0	0
02:00	1	-	23.5	-	0	0	0	0	1	0	0	0	0	0	0	0
02:15	0	-	-	-	0	0	0	0	0	0	0	0	0	0	0	0
02:30	0	-	-	-	0	0	0	0	0	0	0	0	0	0	0	0
02:45	2	-	23.5	7.1	0	0	0	1	0	1	0	0	0	0	0	0
03:00	2	-	31	3.5	0	0	0	0	0	1	1	0	0	0	0	0
03:15	2	-	28.5	7.1	0	0	0	0	1	0	1	0	0	0	0	0
03:30	1	-	23.5	-	0	0	0	0	1	0	0	0	0	0	0	0
03:45	1	-	18.5	-	0	0	0	1	0	0	0	0	0	0	0	0
04:00	0	-	-	-	0	0	0	0	0	0	0	0	0	0	0	0
04:15	0	-	-	-	0	0	0	0	0	0	0	0	0	0	0	0
04:30	1	-	28.5	-	0	0	0	0	0	1	0	0	0	0	0	0
04:45	2	-	21	3.5	0	0	0	1	1	0	0	0	0	0	0	0
05:00	0	-	-	-	0	0	0	0	0	0	0	0	0	0	0	0
05:15	1	-	23.5	-	0	0	0	0	1	0	0	0	0	0	0	0
05:30	0	-	-	-	0	0	0	0	0	0	0	0	0	0	0	0
05:45	0	-	-	-	0	0	0	0	0	0	0	0	0	0	0	0
06:00	0	-	-	-	0	0	0	0	0	0	0	0	0	0	0	0
06:15	1	-	23.5	-	0	0	0	0	1	0	0	0	0	0	0	0
06:30	3	-	21.8	3.1	0	0	0	1	2	0	0	0	0	0	0	0
06:45	0	-	-	-	0	0	0	0	0	0	0	0	0	0	0	0
07:00	0	-	-	-	0	0	0	0	0	0	0	0	0	0	0	0
07:15	0	-	-	-	0	0	0	0	0	0	0	0	0	0	0	0
07:30	0	-	-	-	0	0	0	0	0	0	0	0	0	0	0	0
07:45	0	-	-	-	0	0	0	0	0	0	0	0	0	0	0	0
08:00	5	-	20.5	3.1	0	0	0	3	2	0	0	0	0	0	0	0
08:15	1	-	28.5	-	0	0	0	0	0	1	0	0	0	0	0	0
08:30	1	-	18.5	-	0	0	0	1	0	0	0	0	0	0	0	0
08:45	1	-	23.5	-	0	0	0	0	1	0	0	0	0	0	0	0
09:00	2	-	23.5	7.1	0	0	0	1	0	1	0	0	0	0	0	0
09:15	2	-	23.5	1.8	0	0	0	0	2	0	0	0	0	0	0	0
09:30	2	-	23.5	1.8	0	0	0	0	2	0	0	0	0	0	0	0
09:45	6	-	22.7	6	0	0	0	3	2	0	1	0	0	0	0	0
10:00	3	-	25.2	10.4	0	0	1	0	0	1	1	0	0	0	0	0
10:15	5	-	17.5	4.4	0	0	2	2	1	0	0	0	0	0	0	0
10:30	3	-	28.5	8.8	0	0	0	0	2	0	0	1	0	0	0	0
10:45	0	-	-	-	0	0	0	0	0	0	0	0	0	0	0	0
11:00	2	-	26	3.5	0	0	0	0	1	1	0	0	0	0	0	0
11:15	2	-	31	3.5	0	0	0	0	0	1	1	0	0	0	0	0
11:30	5	-	22.5	2.6	0	0	0	1	4	0	0	0	0	0	0	0
11:45	3	-	20.2	3.1	0	0	0	2	1	0	0	0	0	0	0	0

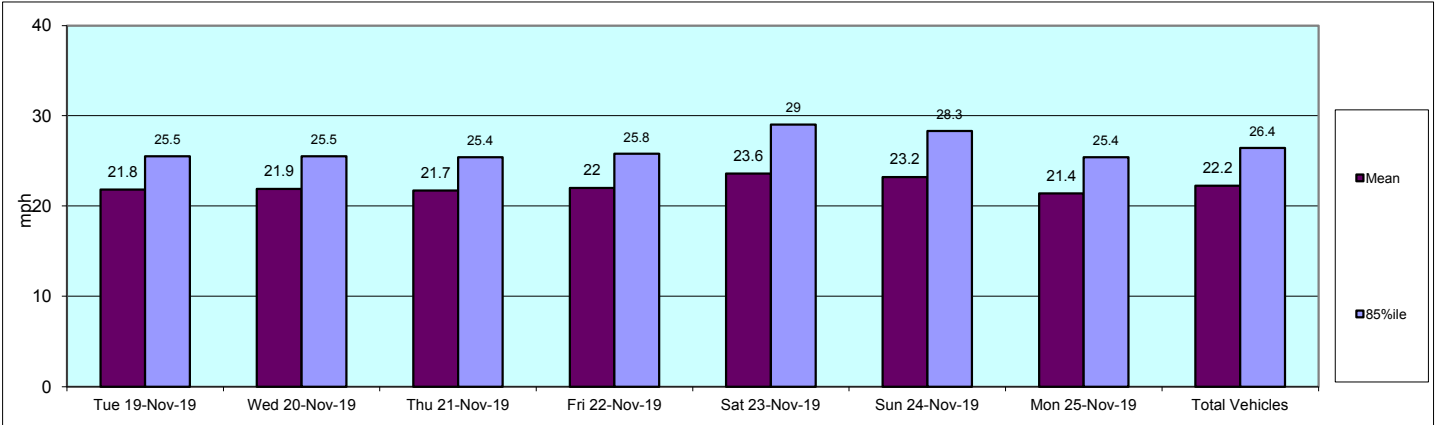
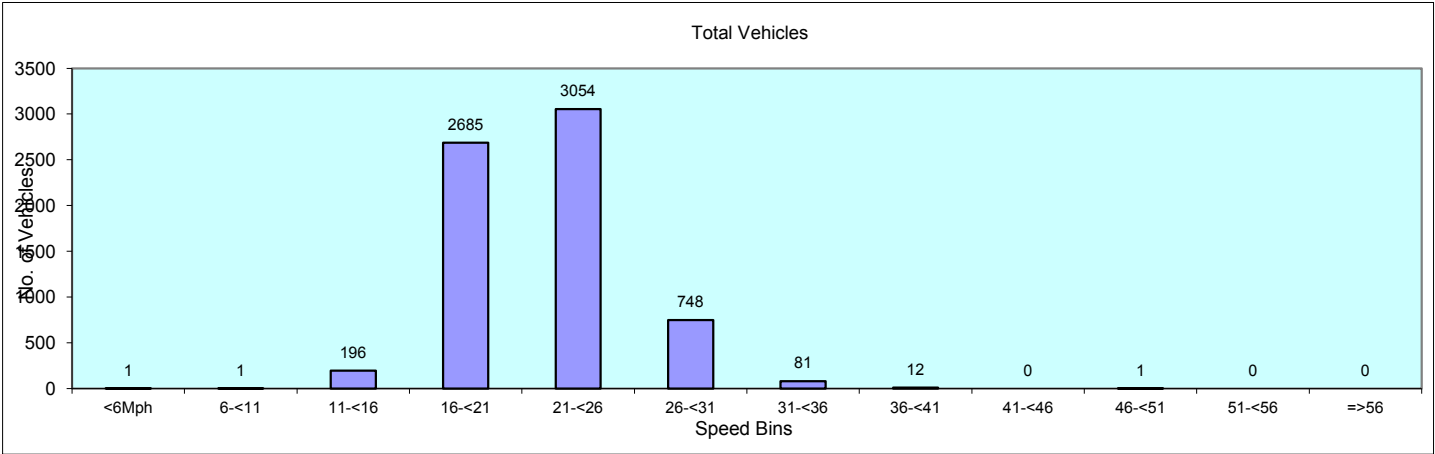


Time Period	Total Vehicles	85%ile Speed	Mean Speed	Stand Dev.	<6Mph	6-<11	11-<16	16-<21	21-<26	26-<31	31-<36	36-<41	41-<46	46-<51	51-<56	=>56
<b>Sun 24-Nov-19</b>																
12:00	11	27.4	23	4.4	0	0	0	4	4	3	0	0	0	0	0	0
12:15	3	-	26.8	3.1	0	0	0	0	1	2	0	0	0	0	0	0
12:30	6	-	22.7	4	0	0	0	2	3	1	0	0	0	0	0	0
12:45	2	-	21	3.5	0	0	0	1	1	0	0	0	0	0	0	0
13:00	6	-	25.2	3	0	0	0	0	4	2	0	0	0	0	0	0
13:15	5	-	20.5	5.8	0	0	1	2	1	1	0	0	0	0	0	0
13:30	4	-	18.5	1.6	0	0	0	4	0	0	0	0	0	0	0	0
13:45	7	-	21.4	4.2	0	0	0	4	2	1	0	0	0	0	0	0
14:00	10	27.7	25	2.8	0	0	0	0	7	3	0	0	0	0	0	0
14:15	3	-	21.8	3.1	0	0	0	1	2	0	0	0	0	0	0	0
14:30	1	-	28.5	-	0	0	0	0	0	1	0	0	0	0	0	0
14:45	8	-	22.9	2.3	0	0	0	1	7	0	0	0	0	0	0	0
15:00	7	-	21.4	3.1	0	0	0	3	4	0	0	0	0	0	0	0
15:15	6	-	20.2	4.3	0	0	1	2	3	0	0	0	0	0	0	0
15:30	8	-	22.9	3.5	0	0	0	2	5	1	0	0	0	0	0	0
15:45	8	-	22.9	4.4	0	0	0	3	3	2	0	0	0	0	0	0
16:00	6	-	22.7	4	0	0	0	2	3	1	0	0	0	0	0	0
16:15	5	-	23.5	5.2	0	0	0	2	1	2	0	0	0	0	0	0
16:30	7	-	24.2	4.7	0	0	0	2	2	3	0	0	0	0	0	0
16:45	5	-	19.5	5.6	0	0	1	3	0	1	0	0	0	0	0	0
17:00	12	27.8	23.1	5.2	0	0	0	5	4	2	1	0	0	0	0	0
17:15	0	-	-	-	0	0	0	0	0	0	0	0	0	0	0	0
17:30	10	28.5	24.5	4.8	0	0	0	2	5	2	1	0	0	0	0	0
17:45	5	-	26.5	3.1	0	0	0	0	2	3	0	0	0	0	0	0
18:00	10	25.2	22.5	3.5	0	0	0	3	6	1	0	0	0	0	0	0
18:15	8	-	21.6	4	0	0	0	4	3	1	0	0	0	0	0	0
18:30	13	26.9	23.9	3.5	0	0	0	2	8	3	0	0	0	0	0	0
18:45	6	-	23.5	4.7	0	0	0	2	2	2	0	0	0	0	0	0
19:00	7	-	23.5	5.9	0	0	0	3	2	1	1	0	0	0	0	0
19:15	5	-	23.5	7.9	0	0	1	1	1	1	1	0	0	0	0	0
19:30	1	-	28.5	-	0	0	0	0	0	1	0	0	0	0	0	0
19:45	5	-	24.5	6.6	0	0	0	2	1	1	1	0	0	0	0	0
20:00	3	-	21.8	3.1	0	0	0	1	2	0	0	0	0	0	0	0
20:15	1	-	18.5	-	0	0	0	1	0	0	0	0	0	0	0	0
20:30	2	-	26	3.5	0	0	0	0	1	1	0	0	0	0	0	0
20:45	3	-	25.2	3.1	0	0	0	0	2	1	0	0	0	0	0	0
21:00	7	-	24.2	4.7	0	0	0	2	2	3	0	0	0	0	0	0
21:15	5	-	19.5	4.4	0	0	1	2	2	0	0	0	0	0	0	0
21:30	6	-	27.7	6.7	0	0	0	1	1	3	0	1	0	0	0	0
21:45	1	-	18.5	-	0	0	0	1	0	0	0	0	0	0	0	0
22:00	5	-	21.5	3.1	0	0	0	2	3	0	0	0	0	0	0	0
22:15	3	-	20.2	3.1	0	0	0	2	1	0	0	0	0	0	0	0
22:30	3	-	25.2	7.6	0	0	0	1	1	0	1	0	0	0	0	0
22:45	3	-	23.5	5	0	0	0	1	1	1	0	0	0	0	0	0
23:00	4	-	24.8	2.8	0	0	0	0	3	1	0	0	0	0	0	0
23:15	3	-	21.8	3.1	0	0	0	1	2	0	0	0	0	0	0	0
23:30	3	-	23.5	5	0	0	0	1	1	1	0	0	0	0	0	0
23:45	0	-	-	-	0	0	0	0	0	0	0	0	0	0	0	0
12H,7-19	225	27.7	22.9	4.5	0	0	6	69	101	43	5	1	0	0	0	0
16H,6-22	275	28.1	23.1	4.7	0	0	8	84	118	55	8	2	0	0	0	0
18H,6-24	299	28	23.1	4.7	0	0	8	92	130	58	9	2	0	0	0	0
24H,0-24	320	28.3	23.2	4.7	0	0	8	97	136	65	12	2	0	0	0	0

Time Period	Total Vehicles	85%ile Speed	Mean Speed	Stand Dev.	<6Mph	6-<11	11-<16	16-<21	21-<26	26-<31	31-<36	36-<41	41-<46	46-<51	51-<56	=>56
<b>Mon 25-Nov-19</b>																
00:00	1	-	23.5	-	0	0	0	0	1	0	0	0	0	0	0	0
00:15	0	-	-	-	0	0	0	0	0	0	0	0	0	0	0	0
00:30	3	-	21.8	3.1	0	0	0	1	2	0	0	0	0	0	0	0
00:45	0	-	-	-	0	0	0	0	0	0	0	0	0	0	0	0
01:00	1	-	23.5	-	0	0	0	0	1	0	0	0	0	0	0	0
01:15	1	-	23.5	-	0	0	0	0	1	0	0	0	0	0	0	0
01:30	0	-	-	-	0	0	0	0	0	0	0	0	0	0	0	0
01:45	0	-	-	-	0	0	0	0	0	0	0	0	0	0	0	0
02:00	1	-	28.5	-	0	0	0	0	0	1	0	0	0	0	0	0
02:15	0	-	-	-	0	0	0	0	0	0	0	0	0	0	0	0
02:30	1	-	18.5	-	0	0	0	1	0	0	0	0	0	0	0	0
02:45	1	-	23.5	-	0	0	0	0	1	0	0	0	0	0	0	0
03:00	0	-	-	-	0	0	0	0	0	0	0	0	0	0	0	0
03:15	0	-	-	-	0	0	0	0	0	0	0	0	0	0	0	0
03:30	0	-	-	-	0	0	0	0	0	0	0	0	0	0	0	0
03:45	0	-	-	-	0	0	0	0	0	0	0	0	0	0	0	0
04:00	1	-	23.5	-	0	0	0	0	1	0	0	0	0	0	0	0
04:15	0	-	-	-	0	0	0	0	0	0	0	0	0	0	0	0
04:30	2	-	21	3.5	0	0	0	1	1	0	0	0	0	0	0	0
04:45	2	-	18.5	1.8	0	0	0	2	0	0	0	0	0	0	0	0
05:00	0	-	-	-	0	0	0	0	0	0	0	0	0	0	0	0
05:15	0	-	-	-	0	0	0	0	0	0	0	0	0	0	0	0
05:30	0	-	-	-	0	0	0	0	0	0	0	0	0	0	0	0
05:45	5	-	22.5	2.6	0	0	0	1	4	0	0	0	0	0	0	0
06:00	2	-	21	3.5	0	0	0	1	1	0	0	0	0	0	0	0
06:15	1	-	28.5	-	0	0	0	0	0	1	0	0	0	0	0	0
06:30	4	-	23.5	4.2	0	0	0	1	2	1	0	0	0	0	0	0
06:45	2	-	18.5	7.1	0	0	1	0	1	0	0	0	0	0	0	0
07:00	2	-	23.5	1.8	0	0	0	0	2	0	0	0	0	0	0	0
07:15	3	-	20.2	3.1	0	0	0	2	1	0	0	0	0	0	0	0
07:30	4	-	19.8	2.8	0	0	0	3	1	0	0	0	0	0	0	0
07:45	4	-	21	3.2	0	0	0	2	2	0	0	0	0	0	0	0
08:00	4	-	22.3	4.9	0	0	0	2	1	1	0	0	0	0	0	0
08:15	4	-	23.5	8.2	0	0	1	0	2	0	1	0	0	0	0	0
08:30	4	-	19.8	2.8	0	0	0	3	1	0	0	0	0	0	0	0
08:45	10	26	22.5	4.8	0	0	1	2	5	2	0	0	0	0	0	0
09:00	8	-	26.6	5.5	0	0	0	1	3	2	2	0	0	0	0	0
09:15	8	-	21.6	3	0	0	0	3	5	0	0	0	0	0	0	0
09:30	7	-	22.1	4	0	0	0	3	3	1	0	0	0	0	0	0
09:45	7	-	19.2	2.4	0	0	0	6	1	0	0	0	0	0	0	0
10:00	13	24.9	22.3	3.9	0	0	0	5	6	2	0	0	0	0	0	0
10:15	8	-	19.8	4.6	0	0	1	5	1	1	0	0	0	0	0	0
10:30	7	-	24.2	3.7	0	0	0	1	4	2	0	0	0	0	0	0
10:45	5	-	21.5	4.6	0	0	0	3	1	1	0	0	0	0	0	0
11:00	10	27.7	23.5	4.3	0	0	0	3	4	3	0	0	0	0	0	0
11:15	7	-	20.6	3.1	0	0	0	4	3	0	0	0	0	0	0	0
11:30	7	-	24.2	2.4	0	0	0	0	6	1	0	0	0	0	0	0
11:45	6	-	21.8	3	0	0	0	2	4	0	0	0	0	0	0	0

Time Period	Total Vehicles	85%ile Speed	Mean Speed	Stand Dev.	<6Mph	6-<11	11-<16	16-<21	21-<26	26-<31	31-<36	36-<41	41-<46	46-<51	51-<56	=>56
<b>Mon 25-Nov-19</b>																
12:00	11	27.4	24	3.8	0	0	0	2	6	3	0	0	0	0	0	0
12:15	11	24.9	21.7	3.7	0	0	0	5	5	1	0	0	0	0	0	0
12:30	10	27.7	23	4.6	0	0	0	4	3	3	0	0	0	0	0	0
12:45	23	25.6	22.6	4.1	0	0	0	8	12	2	1	0	0	0	0	0
13:00	20	25.3	21.5	4.3	0	0	2	6	10	2	0	0	0	0	0	0
13:15	11	25	21.7	4.3	0	0	1	3	6	1	0	0	0	0	0	0
13:30	18	25.3	21.6	4.1	0	0	1	7	8	2	0	0	0	0	0	0
13:45	4	-	27.3	4.9	0	0	0	0	2	1	1	0	0	0	0	0
14:00	17	25.5	22.6	3.5	0	0	0	5	10	2	0	0	0	0	0	0
14:15	15	26.6	23.5	4.5	0	0	0	4	8	2	1	0	0	0	0	0
14:30	18	24.4	20.7	3.8	0	0	1	9	7	1	0	0	0	0	0	0
14:45	20	27.5	23.8	3.7	0	0	0	4	11	5	0	0	0	0	0	0
15:00	29	27	22.6	4.3	0	0	1	9	13	6	0	0	0	0	0	0
15:15	16	28.6	23.2	5.5	0	0	1	5	5	4	1	0	0	0	0	0
15:30	22	24.7	21	4.5	0	0	1	12	7	1	1	0	0	0	0	0
15:45	16	24.9	21.3	4.3	0	0	2	4	9	1	0	0	0	0	0	0
16:00	41	26.3	23.5	4.1	0	0	0	9	25	6	0	1	0	0	0	0
16:15	37	26	22	4.1	0	0	1	15	15	6	0	0	0	0	0	0
16:30	51	24.8	20.9	3.8	0	0	2	27	18	4	0	0	0	0	0	0
16:45	42	23.9	20.3	3	0	0	1	25	16	0	0	0	0	0	0	0
17:00	64	24.2	20.1	3.7	0	0	5	36	20	3	0	0	0	0	0	0
17:15	99	24.3	20.3	3.5	0	0	4	60	30	5	0	0	0	0	0	0
17:30	75	23.7	20.2	2.9	0	0	1	48	26	0	0	0	0	0	0	0
17:45	39	23.6	19.8	3.3	0	0	3	23	13	0	0	0	0	0	0	0
18:00	33	23.5	19.7	3.6	0	0	3	20	9	1	0	0	0	0	0	0
18:15	35	24.6	20.6	3.8	0	0	2	18	13	2	0	0	0	0	0	0
18:30	17	25.9	21.7	4.5	0	0	1	7	6	3	0	0	0	0	0	0
18:45	25	24.4	20.5	3.8	0	0	2	12	10	1	0	0	0	0	0	0
19:00	14	24.9	21.7	3.5	0	0	0	6	7	1	0	0	0	0	0	0
19:15	8	-	21.6	4	0	0	0	4	3	1	0	0	0	0	0	0
19:30	8	-	21	4	0	0	0	5	2	1	0	0	0	0	0	0
19:45	7	-	21.4	5	0	0	1	2	3	1	0	0	0	0	0	0
20:00	7	-	23.5	5.9	0	0	1	1	2	3	0	0	0	0	0	0
20:15	6	-	21	4.4	0	0	0	4	1	1	0	0	0	0	0	0
20:30	7	-	19.9	2.9	0	0	0	5	2	0	0	0	0	0	0	0
20:45	7	-	24.2	4.7	0	0	0	2	2	3	0	0	0	0	0	0
21:00	9	-	19.6	2.7	0	0	0	7	2	0	0	0	0	0	0	0
21:15	4	-	24.8	4.9	0	0	0	1	1	2	0	0	0	0	0	0
21:30	4	-	19.8	4.9	0	0	1	1	2	0	0	0	0	0	0	0
21:45	4	-	19.8	2.8	0	0	0	3	1	0	0	0	0	0	0	0
22:00	6	-	21	5.4	0	0	1	2	2	1	0	0	0	0	0	0
22:15	7	-	24.2	5.5	0	0	0	2	3	1	1	0	0	0	0	0
22:30	3	-	20.2	3.1	0	0	0	2	1	0	0	0	0	0	0	0
22:45	3	-	21.8	3.1	0	0	0	1	2	0	0	0	0	0	0	0
23:00	1	-	23.5	-	0	0	0	0	1	0	0	0	0	0	0	0
23:15	2	-	23.5	1.8	0	0	0	0	2	0	0	0	0	0	0	0
23:30	3	-	23.5	1.7	0	0	0	0	3	0	0	0	0	0	0	0
23:45	1	-	23.5	-	0	0	0	0	1	0	0	0	0	0	0	0
12H,7-19	947	25.3	21.3	4	0	0	38	437	379	84	8	1	0	0	0	0
16H,6-22	1041	25.4	21.4	4.1	0	0	42	480	411	99	8	1	0	0	0	0
18H,6-24	1067	25.4	21.4	4.1	0	0	43	487	426	101	9	1	0	0	0	0
24H,0-24	1086	25.4	21.4	4	0	0	43	493	438	102	9	1	0	0	0	0

Time Period	Total Vehicles	85%ile Speed	Mean Speed	Stand Dev.	<6Mph	6-<11	11-<16	16-<21	21-<26	26-<31	31-<36	36-<41	41-<46	46-<51	51-<56	=>56
<b>Daily Totals</b>																
Tue 19-Nov-19	1310	25.5	21.8	3.9	0	0	29	550	588	131	9	3	0	0	0	0
Wed 20-Nov-19	1262	25.5	21.9	3.8	0	0	32	469	631	123	6	1	0	0	0	0
Thu 21-Nov-19	1302	25.4	21.7	3.9	0	0	37	528	611	118	7	1	0	0	0	0
Fri 22-Nov-19	1154	25.8	22	4.2	1	0	37	456	506	133	19	2	0	0	0	0
Sat 23-Nov-19	345	29	23.6	5.1	0	1	10	92	144	76	19	2	0	1	0	0
Sun 24-Nov-19	320	28.3	23.2	4.7	0	0	8	97	136	65	12	2	0	0	0	0
Mon 25-Nov-19	1086	25.4	21.4	4	0	0	43	493	438	102	9	1	0	0	0	0
<b>Total Vehicles</b>																
[--]	6779	26.4	22.2	4.2	1	1	196	2685	3054	748	81	12	0	1	0	0



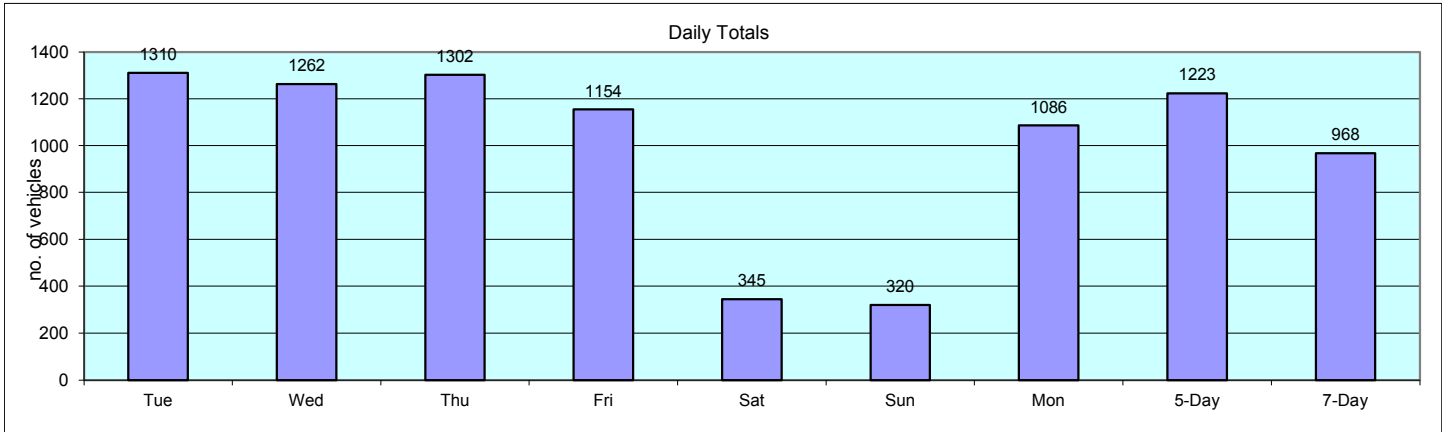
Channel: Southbound

	Tue	Wed	Thu	Fri	Sat	Sun	Mon	5-Day	7-Day
TIME PERIOD	19/11/19	20/11/19	21/11/19	22/11/19	23/11/19	24/11/19	25/11/19	Av	Av
<b>Week Begin: 19-Nov-19</b>									
00:00	1	0	0	3	1	0	1	1	1
00:15	3	1	0	3	4	2	0	1	2
00:30	2	1	1	0	1	1	3	1	1
00:45	2	2	1	1	0	1	0	1	1
01:00	1	0	1	0	5	2	1	1	1
01:15	1	1	0	3	0	0	1	1	1
01:30	1	1	0	1	3	1	0	1	1
01:45	0	3	0	0	3	1	0	1	1
02:00	0	0	0	1	2	1	1	0	1
02:15	2	1	1	0	1	0	0	1	1
02:30	1	0	2	2	3	0	1	1	1
02:45	2	0	2	1	4	2	1	1	2
03:00	0	2	0	3	1	2	0	1	1
03:15	2	0	2	1	2	2	0	1	1
03:30	0	0	0	4	2	1	0	1	1
03:45	1	0	3	5	3	1	0	2	2
04:00	0	1	3	3	5	0	1	2	2
04:15	0	3	2	0	1	0	0	1	1
04:30	1	0	2	6	2	1	2	2	2
04:45	2	1	1	2	0	2	2	2	1
05:00	2	1	1	1	1	0	0	1	1
05:15	0	2	0	1	0	1	0	1	1
05:30	3	0	2	0	2	0	0	1	1
05:45	3	3	2	0	0	0	5	3	2
06:00	1	1	1	5	0	0	2	2	1
06:15	3	2	0	2	1	1	1	2	1
06:30	3	4	7	6	2	3	4	5	4
06:45	7	3	2	3	1	0	2	3	3
07:00	1	1	1	1	0	0	2	1	1
07:15	1	3	2	1	0	0	3	2	1
07:30	4	0	1	4	2	0	4	3	2
07:45	4	4	2	3	2	0	4	3	3
08:00	4	7	3	4	4	5	4	4	4
08:15	1	2	2	4	3	1	4	3	2
08:30	6	6	13	6	2	1	4	7	5
08:45	8	9	11	10	7	1	10	10	8
09:00	21	12	19	15	7	2	8	15	12
09:15	11	13	13	9	1	2	8	11	8
09:30	7	11	12	3	2	2	7	8	6
09:45	9	13	14	11	4	6	7	11	9
10:00	19	5	12	8	3	3	13	11	9
10:15	10	10	11	7	4	5	8	9	8
10:30	9	7	11	7	0	3	7	8	6
10:45	7	12	11	10	7	0	5	9	7
11:00	13	8	9	22	3	2	10	12	10
11:15	14	7	10	10	8	2	7	10	8
11:30	5	6	6	10	5	5	7	7	6
11:45	9	7	17	16	6	3	6	11	9

Channel: Southbound

	Tue	Wed	Thu	Fri	Sat	Sun	Mon	5-Day	7-Day
TIME PERIOD	19/11/19	20/11/19	21/11/19	22/11/19	23/11/19	24/11/19	25/11/19	Av	Av
<b>Week Begin: 19-Nov-19</b>									
12:00	11	11	10	6	0	11	11	10	9
12:15	13	11	8	13	3	3	11	11	9
12:30	11	9	10	16	7	6	10	11	10
12:45	16	23	16	28	6	2	23	21	16
13:00	16	21	19	19	7	6	20	19	15
13:15	16	17	12	17	3	5	11	15	12
13:30	14	18	12	13	5	4	18	15	12
13:45	13	8	15	15	4	7	4	11	9
14:00	19	15	16	18	3	10	17	17	14
14:15	15	20	29	22	4	3	15	20	15
14:30	21	28	19	14	3	1	18	20	15
14:45	15	25	16	20	4	8	20	19	15
15:00	26	31	29	24	8	7	29	28	22
15:15	17	16	18	28	4	6	16	19	15
15:30	19	20	24	30	8	8	22	23	19
15:45	29	24	20	29	12	8	16	24	20
16:00	51	62	56	55	10	6	41	53	40
16:15	52	68	33	54	7	5	37	49	37
16:30	62	62	47	51	6	7	51	55	41
16:45	65	58	47	33	5	5	42	49	36
17:00	59	67	84	66	12	12	64	68	52
17:15	113	78	93	83	3	0	99	93	67
17:30	88	67	82	45	8	10	75	71	54
17:45	35	44	57	26	4	5	39	40	30
18:00	35	35	45	30	5	10	33	36	28
18:15	31	33	46	23	3	8	35	34	26
18:30	29	26	27	26	14	13	17	25	22
18:45	24	20	25	17	7	6	25	22	18
19:00	25	17	20	14	2	7	14	18	14
19:15	17	13	20	12	6	5	8	14	12
19:30	20	18	18	8	4	1	8	14	11
19:45	24	14	25	9	8	5	7	16	13
20:00	23	12	6	8	5	3	7	11	9
20:15	18	8	14	4	4	1	6	10	8
20:30	5	7	11	5	1	2	7	7	5
20:45	13	10	8	5	4	3	7	9	7
21:00	9	19	8	4	2	7	9	10	8
21:15	8	14	5	4	6	5	4	7	7
21:30	5	5	5	6	2	6	4	5	5
21:45	0	5	4	3	1	1	4	3	3
22:00	3	6	4	4	6	5	6	5	5
22:15	4	2	3	4	3	3	7	4	4
22:30	5	7	6	3	0	3	3	5	4
22:45	3	0	3	4	1	3	3	3	2
23:00	4	2	1	9	1	4	1	3	3
23:15	2	1	5	6	1	3	2	3	3
23:30	0	4	4	0	2	3	3	2	2
23:45	0	5	1	3	1	0	1	2	2
<b>12H,7-19</b>	<b>1078</b>	<b>1060</b>	<b>1095</b>	<b>982</b>	<b>235</b>	<b>225</b>	<b>947</b>	<b>1032</b>	<b>803</b>
<b>16H,6-22</b>	<b>1259</b>	<b>1212</b>	<b>1249</b>	<b>1080</b>	<b>284</b>	<b>275</b>	<b>1041</b>	<b>1168</b>	<b>914</b>
<b>18H,6-24</b>	<b>1280</b>	<b>1239</b>	<b>1276</b>	<b>1113</b>	<b>299</b>	<b>299</b>	<b>1067</b>	<b>1195</b>	<b>939</b>
<b>24H,0-24</b>	<b>1310</b>	<b>1262</b>	<b>1302</b>	<b>1154</b>	<b>345</b>	<b>320</b>	<b>1086</b>	<b>1223</b>	<b>968</b>
<b>Am</b>	<b>09:00</b>	<b>09:00</b>	<b>09:00</b>	<b>11:00</b>	<b>10:45</b>	<b>09:45</b>	<b>09:45</b>	-	-
<b>Peak</b>	<b>48</b>	<b>49</b>	<b>58</b>	<b>58</b>	<b>23</b>	<b>17</b>	<b>35</b>	<b>50</b>	<b>41</b>
<b>Pm</b>	<b>16:45</b>	<b>16:45</b>	<b>17:00</b>	<b>16:30</b>	<b>15:30</b>	<b>18:00</b>	<b>16:45</b>	-	-
<b>Peak</b>	<b>325</b>	<b>270</b>	<b>316</b>	<b>233</b>	<b>37</b>	<b>37</b>	<b>280</b>	<b>285</b>	<b>214</b>

TIME PERIOD	Tue 19/11/19	Wed 20/11/19	Thu 21/11/19	Fri 22/11/19	Sat 23/11/19	Sun 24/11/19	Mon 25/11/19	5-Day Av	7-Day Av
-------------	-----------------	-----------------	-----------------	-----------------	-----------------	-----------------	-----------------	-------------	-------------



# Appendix 2



SITE: 1

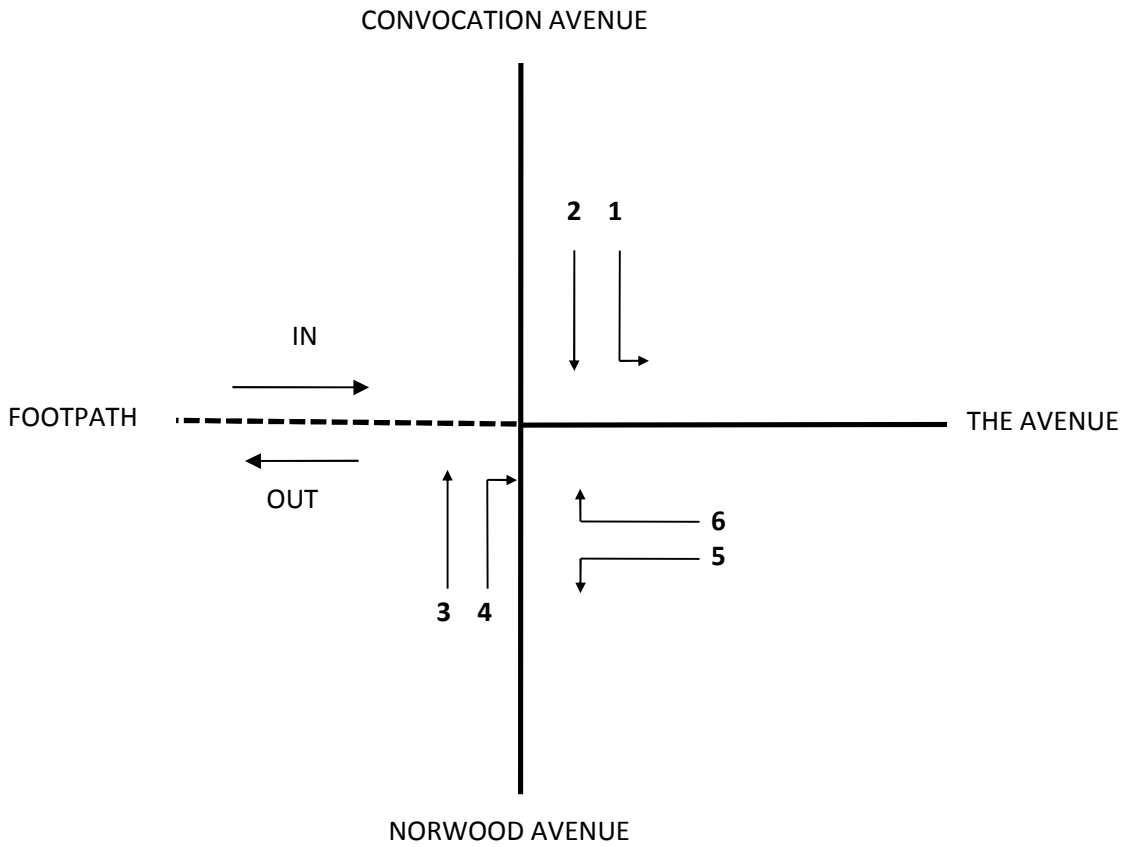


**AXIOM**  
Traffic Limited

DATE: 19TH NOVEMBER 2019

LOCATION: NORWOOD AVENUE /  
THE AVENUE

DAY: TUESDAY



JOB TITLE: BATH UNIVERSITY

JOB NUMBER: 24786

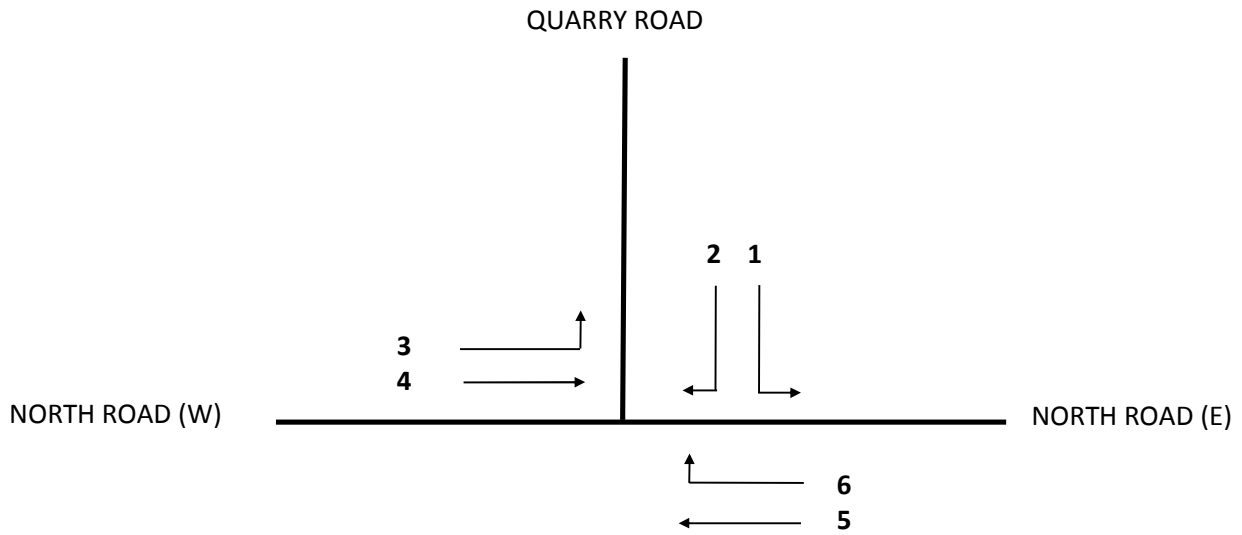

SITE: 2



DATE: 19TH NOVEMBER 2019

LOCATION: NORTH ROAD /  
QUARRY ROAD

DAY: TUESDAY



JOB TITLE: BATH UNIVERSITY

JOB NUMBER: 24786

**CLASSIFIED COUNTS**



JOB REF: 24786

JOB NAME: BATH UNI

SITE: 1

DATE: 19/11/2019

LOCATION: NORWOOD AVENUE / THE AVENUE

DAY: TUESDAY

TIME	MOVE 1													
	PED CHILD	PED ADULT	PCL	MCL	CAR						LGV	HGV	PSV	TOT
					1 OCC	2 OCC	3 OCC	4 OCC	5 OCC	6 OCC				
07:30	0	0	0	0	2	0	0	0	0	0	0	0	0	2
07:45	0	1	0	0	0	0	0	0	0	0	0	0	0	1
<b>H/TOT</b>	<b>0</b>	<b>1</b>	<b>0</b>	<b>0</b>	<b>2</b>	<b>0</b>	<b>0</b>	<b>0</b>	<b>0</b>	<b>0</b>	<b>0</b>	<b>0</b>	<b>0</b>	<b>3</b>
08:00	0	0	0	0	1	0	0	0	0	0	0	0	0	1
08:15	0	0	0	0	0	0	0	0	0	0	1	0	0	1
08:30	0	0	0	0	0	0	0	0	0	0	0	1	0	1
08:45	0	0	0	0	0	0	0	0	0	0	1	0	0	1
<b>H/TOT</b>	<b>0</b>	<b>0</b>	<b>0</b>	<b>0</b>	<b>1</b>	<b>0</b>	<b>0</b>	<b>0</b>	<b>0</b>	<b>0</b>	<b>2</b>	<b>1</b>	<b>0</b>	<b>4</b>
09:00	0	0	0	0	0	0	0	0	0	0	1	1	0	2
09:15	0	1	0	0	0	0	0	0	0	0	0	0	0	1
09:30	0	2	0	0	2	0	0	0	0	0	0	0	0	4
09:45	0	2	0	0	0	1	0	0	0	0	0	1	0	4
<b>H/TOT</b>	<b>0</b>	<b>5</b>	<b>0</b>	<b>0</b>	<b>2</b>	<b>1</b>	<b>0</b>	<b>0</b>	<b>0</b>	<b>0</b>	<b>1</b>	<b>2</b>	<b>0</b>	<b>11</b>
10:00	0	0	0	0	1	0	0	0	0	0	0	0	0	1
10:15	0	1	0	0	1	0	0	0	0	0	0	0	0	2
10:30	0	2	0	0	0	0	0	0	0	0	0	1	0	3
10:45	0	0	0	0	0	0	0	0	0	0	1	0	0	1
<b>H/TOT</b>	<b>0</b>	<b>3</b>	<b>0</b>	<b>0</b>	<b>2</b>	<b>0</b>	<b>0</b>	<b>0</b>	<b>0</b>	<b>0</b>	<b>1</b>	<b>1</b>	<b>0</b>	<b>7</b>
11:00	0	3	0	0	2	0	0	0	0	0	0	0	0	5
11:15	0	0	0	0	2	0	0	0	0	0	0	1	0	3
11:30	0	0	0	0	0	0	0	0	0	0	0	0	0	0
11:45	0	0	0	0	1	0	0	0	0	0	1	0	0	2
<b>H/TOT</b>	<b>0</b>	<b>3</b>	<b>0</b>	<b>0</b>	<b>5</b>	<b>0</b>	<b>0</b>	<b>0</b>	<b>0</b>	<b>0</b>	<b>1</b>	<b>1</b>	<b>0</b>	<b>10</b>
12:00	0	0	0	0	0	0	0	0	0	0	1	1	0	2
12:15	0	0	0	0	0	0	0	0	0	0	0	0	0	0
12:30	0	1	0	0	2	0	0	0	0	0	0	0	0	3
12:45	0	0	0	0	1	0	0	0	0	0	0	0	0	1
<b>H/TOT</b>	<b>0</b>	<b>1</b>	<b>0</b>	<b>0</b>	<b>3</b>	<b>0</b>	<b>0</b>	<b>0</b>	<b>0</b>	<b>0</b>	<b>1</b>	<b>1</b>	<b>0</b>	<b>6</b>
13:00	0	0	0	0	2	0	0	0	0	0	2	0	0	4
13:15	0	0	0	0	2	0	0	0	0	0	0	0	0	2
13:30	0	0	0	0	2	0	0	0	0	0	0	0	0	2
13:45	0	0	0	0	2	0	0	0	0	0	0	0	0	2
<b>H/TOT</b>	<b>0</b>	<b>0</b>	<b>0</b>	<b>0</b>	<b>8</b>	<b>0</b>	<b>0</b>	<b>0</b>	<b>0</b>	<b>0</b>	<b>2</b>	<b>0</b>	<b>0</b>	<b>10</b>
14:00	0	1	0	0	2	0	0	0	0	0	0	0	0	3
14:15	0	2	0	0	6	0	0	0	0	0	1	0	0	9
14:30	0	0	0	0	1	0	0	0	0	0	0	0	0	1
14:45	0	0	0	0	1	0	0	0	0	0	0	0	0	1
<b>H/TOT</b>	<b>0</b>	<b>3</b>	<b>0</b>	<b>0</b>	<b>10</b>	<b>0</b>	<b>0</b>	<b>0</b>	<b>0</b>	<b>0</b>	<b>1</b>	<b>0</b>	<b>0</b>	<b>14</b>
15:00	0	2	0	0	5	0	0	0	0	0	0	1	0	8
15:15	0	2	0	0	5	0	0	0	0	0	1	0	0	8
15:30	0	0	0	0	3	0	0	0	0	0	0	0	0	3
15:45	0	3	0	0	7	0	0	0	0	0	1	0	0	11
<b>H/TOT</b>	<b>0</b>	<b>7</b>	<b>0</b>	<b>0</b>	<b>20</b>	<b>0</b>	<b>0</b>	<b>0</b>	<b>0</b>	<b>0</b>	<b>2</b>	<b>1</b>	<b>0</b>	<b>30</b>
16:00	0	0	0	0	28	0	0	0	0	0	1	0	0	29
16:15	0	0	0	0	25	0	0	0	0	0	3	0	0	28
16:30	0	0	0	1	32	4	0	0	0	0	1	1	0	39
16:45	0	0	0	1	30	5	0	0	0	0	1	1	0	38
<b>H/TOT</b>	<b>0</b>	<b>0</b>	<b>0</b>	<b>2</b>	<b>115</b>	<b>9</b>	<b>0</b>	<b>0</b>	<b>0</b>	<b>0</b>	<b>6</b>	<b>2</b>	<b>0</b>	<b>134</b>
17:00	0	0	0	0	22	9	0	0	0	0	0	0	0	31
17:15	0	0	0	0	29	2	1	0	0	0	1	0	0	33
17:30	0	0	0	1	27	5	2	0	0	0	0	0	2	37
17:45	0	0	1	1	21	3	0	0	0	0	0	0	0	26
<b>H/TOT</b>	<b>0</b>	<b>0</b>	<b>1</b>	<b>2</b>	<b>99</b>	<b>19</b>	<b>3</b>	<b>0</b>	<b>0</b>	<b>0</b>	<b>1</b>	<b>0</b>	<b>2</b>	<b>127</b>
18:00	0	0	1	0	20	8	0	0	0	0	1	0	0	30
18:15	0	0	0	0	0	0	0	0	0	0	0	0	0	0
<b>HH/TOT</b>	<b>0</b>	<b>0</b>	<b>1</b>	<b>0</b>	<b>20</b>	<b>8</b>	<b>0</b>	<b>0</b>	<b>0</b>	<b>0</b>	<b>1</b>	<b>0</b>	<b>0</b>	<b>30</b>
<b>P/TOT</b>	<b>0</b>	<b>23</b>	<b>2</b>	<b>4</b>	<b>287</b>	<b>37</b>	<b>3</b>	<b>0</b>	<b>0</b>	<b>0</b>	<b>19</b>	<b>9</b>	<b>2</b>	<b>386</b>

**CLASSIFIED COUNTS**



JOB REF: 24786

JOB NAME: BATH UNI

SITE: 1

DATE: 19/11/2019

LOCATION: NORWOOD AVENUE / THE AVENUE

DAY: TUESDAY

TIME	MOVE 2													TOT
	PED CHILD	PED ADULT	PCL	MCL	CAR						LGV	HGV	PSV	
					1 OCC	2 OCC	3 OCC	4 OCC	5 OCC	6 OCC				
07:30	0	8	1	0	15	2	0	0	0	0	2	0	3	31
07:45	0	1	0	0	17	3	1	0	0	0	0	1	9	32
<b>H/TOT</b>	0	9	1	0	32	5	1	0	0	0	2	1	12	63
08:00	0	1	0	0	16	4	0	0	0	0	6	0	8	35
08:15	0	0	1	0	9	1	1	0	0	0	1	2	5	20
08:30	0	1	0	0	8	1	1	0	0	0	2	0	9	22
08:45	0	1	0	0	12	0	0	0	0	0	2	1	10	26
<b>H/TOT</b>	0	3	1	0	45	6	2	0	0	0	11	3	32	103
09:00	0	2	0	0	28	2	0	0	0	0	3	1	9	45
09:15	0	0	0	0	20	2	1	0	0	0	2	2	13	40
09:30	0	0	1	1	20	2	1	0	0	0	2	2	14	43
09:45	0	0	0	0	24	4	1	0	0	0	3	1	9	42
<b>H/TOT</b>	0	2	1	1	92	10	3	0	0	0	10	6	45	170
10:00	0	3	1	0	18	7	0	0	0	0	0	2	13	44
10:15	0	3	1	0	9	1	0	0	0	0	1	2	9	26
10:30	0	0	0	0	19	1	0	0	0	0	4	1	13	38
10:45	0	0	0	0	22	4	0	0	0	0	7	1	8	42
<b>H/TOT</b>	0	6	2	0	68	13	0	0	0	0	12	6	43	150
11:00	0	0	1	0	19	5	1	0	0	0	5	1	7	39
11:15	0	1	0	3	25	6	0	1	0	0	5	1	4	46
11:30	0	1	0	0	19	10	0	0	0	0	4	0	6	40
11:45	0	0	0	0	12	5	0	0	0	0	1	0	7	25
<b>H/TOT</b>	0	2	1	3	75	26	1	1	0	0	15	2	24	150
12:00	0	0	1	2	16	9	0	0	0	0	2	0	6	36
12:15	0	0	2	1	25	12	0	0	0	0	1	0	4	45
12:30	0	0	0	0	23	5	0	0	0	0	2	0	5	35
12:45	0	0	2	2	34	17	0	0	0	0	1	2	5	63
<b>H/TOT</b>	0	0	5	5	98	43	0	0	0	0	6	2	20	179
13:00	0	0	0	2	23	9	1	0	0	0	1	0	7	43
13:15	0	0	0	1	31	12	0	0	0	0	0	0	3	47
13:30	0	0	1	0	31	7	0	0	0	0	2	3	6	50
13:45	0	4	1	1	22	3	0	0	0	0	3	2	4	40
<b>H/TOT</b>	0	4	2	4	107	31	1	0	0	0	6	5	20	180
14:00	0	1	0	3	36	5	0	0	0	0	4	1	7	57
14:15	0	0	2	1	32	7	0	0	0	0	4	1	6	53
14:30	0	0	1	0	38	6	0	0	0	0	5	1	5	56
14:45	0	0	0	0	23	8	1	0	0	0	1	2	4	39
<b>H/TOT</b>	0	1	3	4	129	26	1	0	0	0	14	5	22	205
15:00	0	3	1	2	45	10	0	0	0	0	2	1	5	69
15:15	0	0	0	0	38	0	0	0	0	0	6	0	5	49
15:30	0	3	1	2	51	8	0	0	0	0	3	1	6	75
15:45	0	0	0	3	48	7	1	0	0	0	3	2	8	72
<b>H/TOT</b>	0	6	2	7	182	25	1	0	0	0	14	4	24	265
16:00	0	2	5	2	57	6	0	1	0	0	2	0	5	80
16:15	0	2	3	4	75	7	0	0	0	0	7	0	10	108
16:30	0	0	0	1	65	7	0	0	0	0	0	0	8	81
16:45	0	1	1	0	49	11	0	0	0	0	4	0	10	76
<b>H/TOT</b>	0	5	9	7	246	31	0	1	0	0	13	0	33	345
17:00	0	1	2	2	74	14	2	0	0	0	2	0	8	105
17:15	0	8	8	4	75	9	1	0	0	0	0	0	7	112
17:30	0	0	6	5	89	17	3	0	0	0	0	0	12	132
17:45	0	0	3	2	51	9	0	0	0	0	0	0	11	76
<b>H/TOT</b>	0	9	19	13	289	49	6	0	0	0	2	0	38	425
18:00	0	1	9	1	75	11	1	2	0	0	0	1	6	107
18:15	0	3	7	2	58	17	1	0	0	0	2	0	9	99
<b>HH/TOT</b>	0	4	16	3	133	28	2	2	0	0	2	1	15	206
<b>P/TOT</b>	0	51	62	47	1496	293	18	4	0	0	107	35	328	2441

**CLASSIFIED COUNTS**



JOB REF: 24786

JOB NAME: BATH UNI

SITE: 1

DATE: 19/11/2019

LOCATION: NORWOOD AVENUE / THE AVENUE

DAY: TUESDAY

TIME	MOVE 3													
	PED	PED	PCL	MCL	CAR						LGV	HGV	PSV	TOT
	CHILD	ADULT			1 OCC	2 OCC	3 OCC	4 OCC	5 OCC	6 OCC				
07:30	0	1	4	3	71	11	4	0	0	0	11	4	6	115
07:45	0	1	0	2	91	15	4	0	1	0	6	2	7	129
<b>H/TOT</b>	0	2	4	5	162	26	8	0	1	0	17	6	13	244
08:00	0	0	3	4	91	3	0	0	0	0	5	1	8	115
08:15	0	2	2	4	106	6	0	0	0	0	6	1	6	133
08:30	0	6	5	6	110	9	0	0	0	0	6	1	6	149
08:45	0	3	3	5	139	30	4	0	0	0	5	3	11	203
<b>H/TOT</b>	0	11	13	19	446	48	4	0	0	0	22	6	31	600
09:00	0	8	14	5	153	24	4	0	0	0	3	2	10	223
09:15	0	1	9	0	128	10	1	0	0	0	6	1	16	172
09:30	0	3	4	1	111	7	2	0	0	0	2	3	9	142
09:45	0	1	2	6	101	8	0	1	0	0	2	2	13	136
<b>H/TOT</b>	0	13	29	12	493	49	7	1	0	0	13	8	48	673
10:00	0	3	2	8	74	8	0	0	0	0	2	1	14	112
10:15	0	1	2	1	63	6	1	0	0	0	4	1	14	93
10:30	0	3	2	2	43	11	0	0	0	0	5	1	9	76
10:45	0	2	2	2	42	11	0	0	0	0	7	0	5	71
<b>H/TOT</b>	0	9	8	13	222	36	1	0	0	0	18	3	42	352
11:00	0	2	2	1	35	11	0	0	0	0	2	0	8	61
11:15	0	2	1	1	25	9	0	0	0	0	6	0	5	49
11:30	0	3	0	1	27	7	1	0	0	0	3	2	7	51
11:45	0	2	1	2	24	6	1	0	0	0	4	3	6	49
<b>H/TOT</b>	0	9	4	5	111	33	2	0	0	0	15	5	26	210
12:00	0	3	0	0	28	5	1	0	0	0	3	1	4	45
12:15	0	2	0	0	23	5	0	0	0	0	2	1	5	38
12:30	0	1	0	0	34	3	0	0	0	0	1	1	9	49
12:45	0	3	1	0	39	2	0	0	0	0	2	1	6	54
<b>H/TOT</b>	0	9	1	0	124	15	1	0	0	0	8	4	24	186
13:00	0	1	1	1	41	3	0	0	0	0	3	1	5	56
13:15	0	0	3	3	20	1	0	0	0	0	2	1	5	35
13:30	0	1	2	1	18	5	0	0	0	0	2	1	4	34
13:45	0	4	4	2	32	7	0	0	0	0	1	1	5	56
<b>H/TOT</b>	0	6	10	7	111	16	0	0	0	0	8	4	19	181
14:00	0	6	0	1	17	4	0	0	0	0	2	0	7	37
14:15	0	0	0	1	23	4	1	0	0	0	1	1	6	37
14:30	0	2	0	1	18	4	0	0	0	0	3	1	7	36
14:45	0	1	0	0	21	2	0	0	0	0	3	2	5	34
<b>H/TOT</b>	0	9	0	3	79	14	1	0	0	0	9	4	25	144
15:00	0	0	3	1	18	3	0	0	0	0	7	0	7	39
15:15	0	6	0	0	16	0	0	0	0	0	1	0	3	26
15:30	0	2	0	1	31	2	0	0	0	0	1	1	10	48
15:45	0	1	1	0	31	4	0	0	0	0	2	0	5	44
<b>H/TOT</b>	0	9	4	2	96	9	0	0	0	0	11	1	25	157
16:00	0	4	0	1	36	5	0	0	0	0	2	0	8	56
16:15	0	4	0	1	27	11	2	0	0	0	0	0	9	54
16:30	0	5	0	0	34	9	0	0	0	0	4	0	11	63
16:45	0	3	0	0	32	12	2	0	0	0	3	0	9	61
<b>H/TOT</b>	0	16	0	2	129	37	4	0	0	0	9	0	37	234
17:00	0	0	1	0	42	19	4	0	0	0	0	1	6	73
17:15	0	0	0	0	31	14	5	1	0	0	1	0	10	62
17:30	0	1	0	1	42	26	6	1	0	0	0	0	11	88
17:45	0	1	2	0	47	13	3	0	0	0	1	0	7	74
<b>H/TOT</b>	0	2	3	1	162	72	18	2	0	0	2	1	34	297
18:00	0	2	0	0	53	13	2	0	0	0	2	0	5	77
18:15	0	0	0	1	49	8	0	0	0	0	0	0	15	73
<b>H/TOT</b>	0	2	0	1	102	21	2	0	0	0	2	0	20	150
<b>P/TOT</b>	0	97	76	70	2237	376	48	3	1	0	134	42	344	3428

**CLASSIFIED COUNTS**



JOB REF: 24786

JOB NAME: BATH UNI

SITE: 1

DATE: 19/11/2019

LOCATION: NORWOOD AVENUE / THE AVENUE

DAY: TUESDAY

TIME	MOVE 4								
	PED CHILD	PED ADULT	PCL	MCL	CAR	LGV	HGV	PSV	TOT
07:30	0	0	0	0	11	2	0	0	13
07:45	0	0	0	0	11	0	0	0	11
<b>HH/TOT</b>	<b>0</b>	<b>0</b>	<b>0</b>	<b>0</b>	<b>22</b>	<b>2</b>	<b>0</b>	<b>0</b>	<b>24</b>
08:00	0	0	0	0	5	1	2	0	8
08:15	0	0	0	0	5	1	0	0	6
08:30	0	0	0	0	10	0	0	0	10
08:45	0	0	0	0	15	0	0	0	15
<b>H/TOT</b>	<b>0</b>	<b>0</b>	<b>0</b>	<b>0</b>	<b>35</b>	<b>2</b>	<b>2</b>	<b>0</b>	<b>39</b>
09:00	0	0	0	0	10	0	0	0	10
09:15	0	0	0	0	7	1	0	0	8
09:30	0	0	0	0	5	0	0	0	5
09:45	0	0	0	0	7	1	0	0	8
<b>H/TOT</b>	<b>0</b>	<b>0</b>	<b>0</b>	<b>0</b>	<b>29</b>	<b>2</b>	<b>0</b>	<b>0</b>	<b>31</b>
10:00	0	0	0	0	2	0	0	0	2
10:15	0	0	0	0	4	1	0	0	5
10:30	0	0	0	0	8	0	0	0	8
10:45	0	0	0	0	11	1	0	0	12
<b>H/TOT</b>	<b>0</b>	<b>0</b>	<b>0</b>	<b>0</b>	<b>25</b>	<b>2</b>	<b>0</b>	<b>0</b>	<b>27</b>
11:00	0	0	0	0	7	2	0	0	9
11:15	0	0	0	0	11	0	0	0	11
11:30	0	0	0	0	6	2	1	0	9
11:45	0	0	0	0	3	2	1	0	6
<b>H/TOT</b>	<b>0</b>	<b>0</b>	<b>0</b>	<b>0</b>	<b>27</b>	<b>6</b>	<b>2</b>	<b>0</b>	<b>35</b>
12:00	0	0	0	0	2	2	0	0	4
12:15	0	0	0	0	4	1	0	0	5
12:30	0	0	0	0	4	0	0	0	4
12:45	0	0	0	0	4	0	0	0	4
<b>H/TOT</b>	<b>0</b>	<b>0</b>	<b>0</b>	<b>0</b>	<b>14</b>	<b>3</b>	<b>0</b>	<b>0</b>	<b>17</b>
13:00	0	0	0	0	5	0	0	0	5
13:15	0	0	0	0	0	0	0	0	0
13:30	0	0	0	0	6	1	1	0	8
13:45	0	0	0	0	1	1	0	0	2
<b>H/TOT</b>	<b>0</b>	<b>0</b>	<b>0</b>	<b>0</b>	<b>12</b>	<b>2</b>	<b>1</b>	<b>0</b>	<b>15</b>
14:00	0	0	0	0	10	1	0	0	11
14:15	0	0	0	0	2	0	0	0	2
14:30	0	0	0	0	7	1	0	0	8
14:45	0	0	0	0	6	1	0	0	7
<b>H/TOT</b>	<b>0</b>	<b>0</b>	<b>0</b>	<b>0</b>	<b>25</b>	<b>3</b>	<b>0</b>	<b>0</b>	<b>28</b>
15:00	0	0	0	0	6	0	0	0	6
15:15	0	0	0	0	7	0	0	0	7
15:30	0	0	0	0	5	0	0	0	5
15:45	0	0	0	0	2	0	0	0	2
<b>H/TOT</b>	<b>0</b>	<b>0</b>	<b>0</b>	<b>0</b>	<b>20</b>	<b>0</b>	<b>0</b>	<b>0</b>	<b>20</b>
16:00	0	0	0	0	10	0	0	0	10
16:15	0	0	0	0	6	1	0	0	7
16:30	0	0	0	0	9	0	0	0	9
16:45	0	0	0	0	10	0	0	0	10
<b>H/TOT</b>	<b>0</b>	<b>0</b>	<b>0</b>	<b>0</b>	<b>35</b>	<b>1</b>	<b>0</b>	<b>0</b>	<b>36</b>
17:00	0	0	0	0	6	0	0	0	6
17:15	0	0	0	0	8	0	0	0	8
17:30	0	0	0	0	11	0	0	0	11
17:45	0	0	0	0	5	0	0	0	5
<b>H/TOT</b>	<b>0</b>	<b>0</b>	<b>0</b>	<b>0</b>	<b>30</b>	<b>0</b>	<b>0</b>	<b>0</b>	<b>30</b>
18:00	0	0	0	0	3	0	0	0	3
18:15	0	0	0	0	3	0	0	0	3
<b>HH/TOT</b>	<b>0</b>	<b>0</b>	<b>0</b>	<b>0</b>	<b>6</b>	<b>0</b>	<b>0</b>	<b>0</b>	<b>6</b>
<b>P/TOT</b>	<b>0</b>	<b>0</b>	<b>0</b>	<b>0</b>	<b>280</b>	<b>23</b>	<b>5</b>	<b>0</b>	<b>308</b>

**CLASSIFIED COUNTS**



JOB REF: 24786

JOB NAME: BATH UNI

SITE: 1

DATE: 19/11/2019

LOCATION: NORWOOD AVENUE / THE AVENUE

DAY: TUESDAY

TIME	MOVE 5								
	PED CHILD	PED ADULT	PCL	MCL	CAR	LGV	HGV	PSV	TOT
07:30	0	0	0	0	3	0	0	0	3
07:45	0	0	0	0	3	0	0	0	3
<b>HH/TOT</b>	<b>0</b>	<b>0</b>	<b>0</b>	<b>0</b>	<b>6</b>	<b>0</b>	<b>0</b>	<b>0</b>	<b>6</b>
08:00	0	0	0	0	7	2	0	0	9
08:15	0	0	0	0	9	0	2	0	11
08:30	0	0	0	0	7	0	1	0	8
08:45	0	0	0	0	7	0	0	0	7
<b>H/TOT</b>	<b>0</b>	<b>0</b>	<b>0</b>	<b>0</b>	<b>30</b>	<b>2</b>	<b>3</b>	<b>0</b>	<b>35</b>
09:00	0	0	0	0	13	1	0	0	14
09:15	0	0	0	0	6	3	2	0	11
09:30	0	0	0	0	1	0	0	0	1
09:45	0	0	0	0	7	1	0	0	8
<b>H/TOT</b>	<b>0</b>	<b>0</b>	<b>0</b>	<b>0</b>	<b>27</b>	<b>5</b>	<b>2</b>	<b>0</b>	<b>34</b>
10:00	0	0	0	0	3	0	0	0	3
10:15	0	0	0	0	2	0	0	0	2
10:30	0	0	0	0	0	1	1	0	2
10:45	0	0	0	0	3	0	0	0	3
<b>H/TOT</b>	<b>0</b>	<b>0</b>	<b>0</b>	<b>0</b>	<b>8</b>	<b>1</b>	<b>1</b>	<b>0</b>	<b>10</b>
11:00	0	0	0	0	5	0	0	0	5
11:15	0	0	0	0	8	2	0	0	10
11:30	0	0	0	0	2	0	0	0	2
11:45	0	0	0	0	8	0	1	0	9
<b>H/TOT</b>	<b>0</b>	<b>0</b>	<b>0</b>	<b>0</b>	<b>23</b>	<b>2</b>	<b>1</b>	<b>0</b>	<b>26</b>
12:00	0	0	0	0	4	2	1	0	7
12:15	0	0	1	0	1	1	0	0	3
12:30	0	0	0	0	8	1	1	0	10
12:45	0	0	0	0	6	1	0	0	7
<b>H/TOT</b>	<b>0</b>	<b>0</b>	<b>1</b>	<b>0</b>	<b>19</b>	<b>5</b>	<b>2</b>	<b>0</b>	<b>27</b>
13:00	0	0	0	0	11	0	0	0	11
13:15	0	0	0	0	7	0	0	0	7
13:30	0	0	0	0	5	1	0	0	6
13:45	0	0	0	0	4	0	1	0	5
<b>H/TOT</b>	<b>0</b>	<b>0</b>	<b>0</b>	<b>0</b>	<b>27</b>	<b>1</b>	<b>1</b>	<b>0</b>	<b>29</b>
14:00	0	0	0	0	3	1	0	0	4
14:15	0	0	0	0	4	1	0	0	5
14:30	0	0	0	0	7	2	0	0	9
14:45	0	0	0	0	11	0	0	0	11
<b>H/TOT</b>	<b>0</b>	<b>0</b>	<b>0</b>	<b>0</b>	<b>25</b>	<b>4</b>	<b>0</b>	<b>0</b>	<b>29</b>
15:00	0	0	0	0	8	0	0	0	8
15:15	0	0	0	1	4	2	0	0	7
15:30	0	0	0	0	10	0	0	0	10
15:45	0	0	0	0	12	2	0	0	14
<b>H/TOT</b>	<b>0</b>	<b>0</b>	<b>0</b>	<b>1</b>	<b>34</b>	<b>4</b>	<b>0</b>	<b>0</b>	<b>39</b>
16:00	0	0	0	0	8	0	0	0	8
16:15	0	0	0	0	6	0	0	0	6
16:30	0	0	0	0	3	0	0	0	3
16:45	0	0	0	0	8	0	0	0	8
<b>H/TOT</b>	<b>0</b>	<b>0</b>	<b>0</b>	<b>0</b>	<b>25</b>	<b>0</b>	<b>0</b>	<b>0</b>	<b>25</b>
17:00	0	0	0	0	20	0	0	0	20
17:15	0	0	0	0	11	0	0	0	11
17:30	0	0	0	0	4	0	0	0	4
17:45	0	0	0	0	2	0	0	0	2
<b>H/TOT</b>	<b>0</b>	<b>0</b>	<b>0</b>	<b>0</b>	<b>37</b>	<b>0</b>	<b>0</b>	<b>0</b>	<b>37</b>
18:00	0	0	0	0	5	0	0	0	5
18:15	0	0	0	0	7	0	0	0	7
<b>HH/TOT</b>	<b>0</b>	<b>0</b>	<b>0</b>	<b>0</b>	<b>12</b>	<b>0</b>	<b>0</b>	<b>0</b>	<b>12</b>
<b>P/TOT</b>	<b>0</b>	<b>0</b>	<b>1</b>	<b>1</b>	<b>273</b>	<b>24</b>	<b>10</b>	<b>0</b>	<b>309</b>

**CLASSIFIED COUNTS**



JOB REF: 24786

JOB NAME: BATH UNI

SITE: 1

DATE: 19/11/2019

LOCATION: NORWOOD AVENUE / THE AVENUE

DAY: TUESDAY

TIME	MOVE 6													TOT
	PED CHILD	PED ADULT	PCL	MCL	CAR						LGV	HGV	PSV	
					1 OCC	2 OCC	3 OCC	4 OCC	5 OCC	6 OCC				
07:30	0	0	0	0	5	0	0	0	0	0	0	0	0	5
07:45	0	0	0	1	6	0	0	0	0	0	0	0	0	7
<b>H/TOT</b>	<b>0</b>	<b>0</b>	<b>0</b>	<b>1</b>	<b>11</b>	<b>0</b>	<b>0</b>	<b>0</b>	<b>0</b>	<b>0</b>	<b>0</b>	<b>0</b>	<b>0</b>	<b>12</b>
08:00	0	1	0	0	9	1	0	0	0	0	0	0	0	11
08:15	0	2	0	1	16	0	0	0	0	0	3	0	1	23
08:30	0	0	1	0	17	0	0	0	0	0	2	0	0	20
08:45	0	1	2	0	17	2	0	0	0	0	0	0	0	22
<b>H/TOT</b>	<b>0</b>	<b>4</b>	<b>3</b>	<b>1</b>	<b>59</b>	<b>3</b>	<b>0</b>	<b>0</b>	<b>0</b>	<b>0</b>	<b>5</b>	<b>0</b>	<b>1</b>	<b>76</b>
09:00	0	0	2	0	14	1	0	0	0	0	1	0	0	18
09:15	0	0	0	0	10	0	0	0	0	0	0	0	0	10
09:30	0	0	0	0	4	0	0	0	0	0	0	0	0	4
09:45	0	0	0	0	6	1	0	0	0	0	1	0	0	8
<b>H/TOT</b>	<b>0</b>	<b>0</b>	<b>2</b>	<b>0</b>	<b>34</b>	<b>2</b>	<b>0</b>	<b>0</b>	<b>0</b>	<b>0</b>	<b>2</b>	<b>0</b>	<b>0</b>	<b>40</b>
10:00	0	1	1	0	1	0	0	0	0	0	0	1	0	4
10:15	0	1	0	0	0	0	0	0	0	0	1	0	0	2
10:30	0	0	0	0	4	0	0	0	0	0	0	0	0	4
10:45	0	0	0	0	0	0	0	0	0	0	0	0	0	0
<b>H/TOT</b>	<b>0</b>	<b>2</b>	<b>1</b>	<b>0</b>	<b>5</b>	<b>0</b>	<b>0</b>	<b>0</b>	<b>0</b>	<b>0</b>	<b>1</b>	<b>1</b>	<b>0</b>	<b>10</b>
11:00	0	0	0	0	1	2	0	0	0	0	1	0	0	4
11:15	0	0	0	0	1	0	0	0	0	0	0	0	0	1
11:30	0	0	0	0	2	0	0	0	0	0	0	1	0	3
11:45	0	0	0	0	2	0	0	0	0	0	0	0	0	2
<b>H/TOT</b>	<b>0</b>	<b>0</b>	<b>0</b>	<b>0</b>	<b>6</b>	<b>2</b>	<b>0</b>	<b>0</b>	<b>0</b>	<b>0</b>	<b>1</b>	<b>1</b>	<b>0</b>	<b>10</b>
12:00	0	0	0	0	0	0	0	0	0	0	0	0	0	0
12:15	0	0	0	0	1	0	0	0	0	0	0	0	0	1
12:30	0	1	0	0	2	0	0	0	0	0	0	0	0	3
12:45	0	0	0	0	1	0	0	0	0	0	1	0	0	2
<b>H/TOT</b>	<b>0</b>	<b>1</b>	<b>0</b>	<b>0</b>	<b>4</b>	<b>0</b>	<b>0</b>	<b>0</b>	<b>0</b>	<b>0</b>	<b>1</b>	<b>0</b>	<b>0</b>	<b>6</b>
13:00	0	0	0	0	3	0	0	0	0	0	1	0	0	4
13:15	0	0	0	0	4	0	0	0	0	0	0	0	0	4
13:30	0	1	0	0	2	0	0	0	0	0	0	0	0	3
13:45	0	0	0	0	1	0	0	0	0	0	0	0	0	1
<b>H/TOT</b>	<b>0</b>	<b>1</b>	<b>0</b>	<b>0</b>	<b>10</b>	<b>0</b>	<b>0</b>	<b>0</b>	<b>0</b>	<b>0</b>	<b>1</b>	<b>0</b>	<b>0</b>	<b>12</b>
14:00	0	0	0	0	3	0	0	0	0	0	1	0	0	4
14:15	0	0	0	0	1	1	0	0	0	0	0	0	0	2
14:30	0	2	0	0	7	0	0	0	0	0	1	0	0	10
14:45	0	0	0	0	1	0	0	0	0	0	0	0	0	1
<b>H/TOT</b>	<b>0</b>	<b>2</b>	<b>0</b>	<b>0</b>	<b>12</b>	<b>1</b>	<b>0</b>	<b>0</b>	<b>0</b>	<b>0</b>	<b>2</b>	<b>0</b>	<b>0</b>	<b>17</b>
15:00	0	0	0	0	8	0	0	0	0	0	0	0	0	8
15:15	0	0	0	0	1	0	0	0	0	0	1	0	0	2
15:30	0	0	0	0	3	1	0	0	0	0	0	0	0	4
15:45	0	0	0	0	1	0	0	0	0	0	0	0	0	1
<b>H/TOT</b>	<b>0</b>	<b>0</b>	<b>0</b>	<b>0</b>	<b>13</b>	<b>1</b>	<b>0</b>	<b>0</b>	<b>0</b>	<b>0</b>	<b>1</b>	<b>0</b>	<b>0</b>	<b>15</b>
16:00	0	0	0	0	0	0	0	0	0	0	0	0	0	0
16:15	0	0	0	0	0	0	0	0	0	0	0	0	0	0
16:30	0	0	0	0	0	0	0	0	0	0	0	0	0	0
16:45	0	0	0	0	0	0	0	0	0	0	0	0	0	0
<b>H/TOT</b>	<b>0</b>	<b>0</b>	<b>0</b>	<b>0</b>	<b>0</b>	<b>0</b>	<b>0</b>	<b>0</b>	<b>0</b>	<b>0</b>	<b>0</b>	<b>0</b>	<b>0</b>	<b>0</b>
17:00	0	0	0	0	2	0	0	0	0	0	1	0	0	3
17:15	0	0	0	0	4	0	0	0	0	0	0	0	0	4
17:30	0	1	0	0	1	1	0	0	0	0	0	0	0	3
17:45	0	0	0	0	2	0	0	0	0	0	0	0	0	2
<b>H/TOT</b>	<b>0</b>	<b>1</b>	<b>0</b>	<b>0</b>	<b>9</b>	<b>1</b>	<b>0</b>	<b>0</b>	<b>0</b>	<b>0</b>	<b>1</b>	<b>0</b>	<b>0</b>	<b>12</b>
18:00	0	0	0	0	1	1	0	0	0	0	0	0	0	2
18:15	0	0	0	0	0	1	0	0	0	0	0	0	0	1
<b>H/TOT</b>	<b>0</b>	<b>0</b>	<b>0</b>	<b>0</b>	<b>1</b>	<b>2</b>	<b>0</b>	<b>0</b>	<b>0</b>	<b>0</b>	<b>0</b>	<b>0</b>	<b>0</b>	<b>3</b>
<b>P/TOT</b>	<b>0</b>	<b>11</b>	<b>6</b>	<b>2</b>	<b>164</b>	<b>12</b>	<b>0</b>	<b>0</b>	<b>0</b>	<b>0</b>	<b>15</b>	<b>2</b>	<b>1</b>	<b>213</b>



**CLASSIFIED COUNTS**



JOB REF: 24786

JOB NAME: BATH UNI

SITE: 1

DATE: 19/11/2019

LOCATION: NORWOOD AVENUE / THE AVENUE

DAY: TUESDAY

TIME	INBOUND													TOT
	PED CHILD	PED ADULT	PCL	MCL	CAR						LGV	HGV	PSV	
					1 OCC	2 OCC	3 OCC	4 OCC	5 OCC	6 OCC				
07:30	0	1	4	3	76	11	4	0	0	0	11	4	6	120
07:45	0	1	0	3	97	15	4	0	1	0	6	2	7	136
<b>HH/TOT</b>	<b>0</b>	<b>2</b>	<b>4</b>	<b>6</b>	<b>173</b>	<b>26</b>	<b>8</b>	<b>0</b>	<b>1</b>	<b>0</b>	<b>17</b>	<b>6</b>	<b>13</b>	<b>256</b>
08:00	0	1	3	4	100	4	0	0	0	0	5	1	8	126
08:15	0	4	2	5	122	6	0	0	0	0	9	1	7	156
08:30	0	6	6	6	127	9	0	0	0	0	8	1	6	169
08:45	0	4	5	5	156	32	4	0	0	0	5	3	11	225
<b>H/TOT</b>	<b>0</b>	<b>15</b>	<b>16</b>	<b>20</b>	<b>505</b>	<b>51</b>	<b>4</b>	<b>0</b>	<b>0</b>	<b>0</b>	<b>27</b>	<b>6</b>	<b>32</b>	<b>676</b>
09:00	0	8	16	5	167	25	4	0	0	0	4	2	10	241
09:15	0	1	9	0	138	10	1	0	0	0	6	1	16	182
09:30	0	3	4	1	115	7	2	0	0	0	2	3	9	146
09:45	0	1	2	6	107	9	0	1	0	0	3	2	13	144
<b>H/TOT</b>	<b>0</b>	<b>13</b>	<b>31</b>	<b>12</b>	<b>527</b>	<b>51</b>	<b>7</b>	<b>1</b>	<b>0</b>	<b>0</b>	<b>15</b>	<b>8</b>	<b>48</b>	<b>713</b>
10:00	0	4	3	8	75	8	0	0	0	0	2	2	14	116
10:15	0	2	2	1	63	6	1	0	0	0	5	1	14	95
10:30	0	3	2	2	47	11	0	0	0	0	5	1	9	80
10:45	0	2	2	2	42	11	0	0	0	0	7	0	5	71
<b>H/TOT</b>	<b>0</b>	<b>11</b>	<b>9</b>	<b>13</b>	<b>227</b>	<b>36</b>	<b>1</b>	<b>0</b>	<b>0</b>	<b>0</b>	<b>19</b>	<b>4</b>	<b>42</b>	<b>362</b>
11:00	0	2	2	1	36	13	0	0	0	0	3	0	8	65
11:15	0	2	1	1	26	9	0	0	0	0	6	0	5	50
11:30	0	3	0	1	29	7	1	0	0	0	3	3	7	54
11:45	0	2	1	2	26	6	1	0	0	0	4	3	6	51
<b>H/TOT</b>	<b>0</b>	<b>9</b>	<b>4</b>	<b>5</b>	<b>117</b>	<b>35</b>	<b>2</b>	<b>0</b>	<b>0</b>	<b>0</b>	<b>16</b>	<b>6</b>	<b>26</b>	<b>220</b>
12:00	0	3	0	0	28	5	1	0	0	0	3	1	4	45
12:15	0	2	0	0	24	5	0	0	0	0	2	1	5	39
12:30	0	2	0	0	36	3	0	0	0	0	1	1	9	52
12:45	0	3	1	0	40	2	0	0	0	0	3	1	6	56
<b>H/TOT</b>	<b>0</b>	<b>10</b>	<b>1</b>	<b>0</b>	<b>128</b>	<b>15</b>	<b>1</b>	<b>0</b>	<b>0</b>	<b>0</b>	<b>9</b>	<b>4</b>	<b>24</b>	<b>192</b>
13:00	0	1	1	1	44	3	0	0	0	0	4	1	5	60
13:15	0	0	3	3	24	1	0	0	0	0	2	1	5	39
13:30	0	2	2	1	20	5	0	0	0	0	2	1	4	37
13:45	0	4	4	2	33	7	0	0	0	0	1	1	5	57
<b>H/TOT</b>	<b>0</b>	<b>7</b>	<b>10</b>	<b>7</b>	<b>121</b>	<b>16</b>	<b>0</b>	<b>0</b>	<b>0</b>	<b>0</b>	<b>9</b>	<b>4</b>	<b>19</b>	<b>193</b>
14:00	0	6	0	1	20	4	0	0	0	0	3	0	7	41
14:15	0	0	0	1	24	5	1	0	0	0	1	1	6	39
14:30	0	4	0	1	25	4	0	0	0	0	4	1	7	46
14:45	0	1	0	0	22	2	0	0	0	0	3	2	5	35
<b>H/TOT</b>	<b>0</b>	<b>11</b>	<b>0</b>	<b>3</b>	<b>91</b>	<b>15</b>	<b>1</b>	<b>0</b>	<b>0</b>	<b>0</b>	<b>11</b>	<b>4</b>	<b>25</b>	<b>161</b>
15:00	0	0	3	1	26	3	0	0	0	0	7	0	7	47
15:15	0	6	0	0	17	0	0	0	0	0	2	0	3	28
15:30	0	2	0	1	34	3	0	0	0	0	1	1	10	52
15:45	0	1	1	0	32	4	0	0	0	0	2	0	5	45
<b>H/TOT</b>	<b>0</b>	<b>9</b>	<b>4</b>	<b>2</b>	<b>109</b>	<b>10</b>	<b>0</b>	<b>0</b>	<b>0</b>	<b>0</b>	<b>12</b>	<b>1</b>	<b>25</b>	<b>172</b>
16:00	0	4	0	1	36	5	0	0	0	0	2	0	8	56
16:15	0	4	0	1	27	11	2	0	0	0	0	0	9	54
16:30	0	5	0	0	34	9	0	0	0	0	4	0	11	63
16:45	0	3	0	0	32	12	2	0	0	0	3	0	9	61
<b>H/TOT</b>	<b>0</b>	<b>16</b>	<b>0</b>	<b>2</b>	<b>129</b>	<b>37</b>	<b>4</b>	<b>0</b>	<b>0</b>	<b>0</b>	<b>9</b>	<b>0</b>	<b>37</b>	<b>234</b>
17:00	0	0	1	0	44	19	4	0	0	0	1	1	6	76
17:15	0	0	0	0	35	14	5	1	0	0	1	0	10	66
17:30	0	2	0	1	43	27	6	1	0	0	0	0	11	91
17:45	0	1	2	0	49	13	3	0	0	0	1	0	7	76
<b>H/TOT</b>	<b>0</b>	<b>3</b>	<b>3</b>	<b>1</b>	<b>171</b>	<b>73</b>	<b>18</b>	<b>2</b>	<b>0</b>	<b>0</b>	<b>3</b>	<b>1</b>	<b>34</b>	<b>309</b>
18:00	0	2	0	0	54	14	2	0	0	0	2	0	5	79
18:15	0	0	0	1	49	9	0	0	0	0	0	0	15	74
<b>HH/TOT</b>	<b>0</b>	<b>2</b>	<b>0</b>	<b>1</b>	<b>103</b>	<b>23</b>	<b>2</b>	<b>0</b>	<b>0</b>	<b>0</b>	<b>2</b>	<b>0</b>	<b>20</b>	<b>153</b>
<b>P/TOT</b>	<b>0</b>	<b>108</b>	<b>82</b>	<b>72</b>	<b>2401</b>	<b>388</b>	<b>48</b>	<b>3</b>	<b>1</b>	<b>0</b>	<b>149</b>	<b>44</b>	<b>345</b>	<b>3641</b>

**CLASSIFIED COUNTS**



JOB REF: 24786

JOB NAME: BATH UNI

SITE: 1

DATE: 19/11/2019

LOCATION: NORWOOD AVENUE / THE AVENUE

DAY: TUESDAY

TIME	OUTBOUND													TOT
	PED CHILD	PED ADULT	PCL	MCL	CAR						LGV	HGV	PSV	
					1 OCC	2 OCC	3 OCC	4 OCC	5 OCC	6 OCC				
07:30	0	8	1	0	17	2	0	0	0	0	2	0	3	33
07:45	0	2	0	0	17	3	1	0	0	0	0	1	9	33
<b>H/TOT</b>	<b>0</b>	<b>10</b>	<b>1</b>	<b>0</b>	<b>34</b>	<b>5</b>	<b>1</b>	<b>0</b>	<b>0</b>	<b>0</b>	<b>2</b>	<b>1</b>	<b>12</b>	<b>66</b>
08:00	0	1	0	0	17	4	0	0	0	0	6	0	8	36
08:15	0	0	1	0	9	1	1	0	0	0	2	2	5	21
08:30	0	1	0	0	8	1	1	0	0	0	2	1	9	23
08:45	0	1	0	0	12	0	0	0	0	0	3	1	10	27
<b>H/TOT</b>	<b>0</b>	<b>3</b>	<b>1</b>	<b>0</b>	<b>46</b>	<b>6</b>	<b>2</b>	<b>0</b>	<b>0</b>	<b>0</b>	<b>13</b>	<b>4</b>	<b>32</b>	<b>107</b>
09:00	0	2	0	0	28	2	0	0	0	0	4	2	9	47
09:15	0	1	0	0	20	2	1	0	0	0	2	2	13	41
09:30	0	2	1	1	22	2	1	0	0	0	2	2	14	47
09:45	0	2	0	0	24	5	1	0	0	0	3	2	9	46
<b>H/TOT</b>	<b>0</b>	<b>7</b>	<b>1</b>	<b>1</b>	<b>94</b>	<b>11</b>	<b>3</b>	<b>0</b>	<b>0</b>	<b>0</b>	<b>11</b>	<b>8</b>	<b>45</b>	<b>181</b>
10:00	0	3	1	0	19	7	0	0	0	0	0	2	13	45
10:15	0	4	1	0	10	1	0	0	0	0	1	2	9	28
10:30	0	2	0	0	19	1	0	0	0	0	4	2	13	41
10:45	0	0	0	0	22	4	0	0	0	0	8	1	8	43
<b>H/TOT</b>	<b>0</b>	<b>9</b>	<b>2</b>	<b>0</b>	<b>70</b>	<b>13</b>	<b>0</b>	<b>0</b>	<b>0</b>	<b>0</b>	<b>13</b>	<b>7</b>	<b>43</b>	<b>157</b>
11:00	0	3	1	0	21	5	1	0	0	0	5	1	7	44
11:15	0	1	0	3	27	6	0	1	0	0	5	2	4	49
11:30	0	1	0	0	19	10	0	0	0	0	4	0	6	40
11:45	0	0	0	0	13	5	0	0	0	0	2	0	7	27
<b>H/TOT</b>	<b>0</b>	<b>5</b>	<b>1</b>	<b>3</b>	<b>80</b>	<b>26</b>	<b>1</b>	<b>1</b>	<b>0</b>	<b>0</b>	<b>16</b>	<b>3</b>	<b>24</b>	<b>160</b>
12:00	0	0	1	2	16	9	0	0	0	0	3	1	6	38
12:15	0	0	2	1	25	12	0	0	0	0	1	0	4	45
12:30	0	1	0	0	25	5	0	0	0	0	2	0	5	38
12:45	0	0	2	2	35	17	0	0	0	0	1	2	5	64
<b>H/TOT</b>	<b>0</b>	<b>1</b>	<b>5</b>	<b>5</b>	<b>101</b>	<b>43</b>	<b>0</b>	<b>0</b>	<b>0</b>	<b>0</b>	<b>7</b>	<b>3</b>	<b>20</b>	<b>185</b>
13:00	0	0	0	2	25	9	1	0	0	0	3	0	7	47
13:15	0	0	0	1	33	12	0	0	0	0	0	0	3	49
13:30	0	0	1	0	33	7	0	0	0	0	2	3	6	52
13:45	0	4	1	1	24	3	0	0	0	0	3	2	4	42
<b>H/TOT</b>	<b>0</b>	<b>4</b>	<b>2</b>	<b>4</b>	<b>115</b>	<b>31</b>	<b>1</b>	<b>0</b>	<b>0</b>	<b>0</b>	<b>8</b>	<b>5</b>	<b>20</b>	<b>190</b>
14:00	0	2	0	3	38	5	0	0	0	0	4	1	7	60
14:15	0	2	2	1	38	7	0	0	0	0	5	1	6	62
14:30	0	0	1	0	39	6	0	0	0	0	5	1	5	57
14:45	0	0	0	0	24	8	1	0	0	0	1	2	4	40
<b>H/TOT</b>	<b>0</b>	<b>4</b>	<b>3</b>	<b>4</b>	<b>139</b>	<b>26</b>	<b>1</b>	<b>0</b>	<b>0</b>	<b>0</b>	<b>15</b>	<b>5</b>	<b>22</b>	<b>219</b>
15:00	0	5	1	2	50	10	0	0	0	0	2	2	5	77
15:15	0	2	0	0	43	0	0	0	0	0	7	0	5	57
15:30	0	3	1	2	54	8	0	0	0	0	3	1	6	78
15:45	0	3	0	3	55	7	1	0	0	0	4	2	8	83
<b>H/TOT</b>	<b>0</b>	<b>13</b>	<b>2</b>	<b>7</b>	<b>202</b>	<b>25</b>	<b>1</b>	<b>0</b>	<b>0</b>	<b>0</b>	<b>16</b>	<b>5</b>	<b>24</b>	<b>295</b>
16:00	0	2	5	2	85	6	0	1	0	0	3	0	5	109
16:15	0	2	3	4	100	7	0	0	0	0	10	0	10	136
16:30	0	0	0	2	97	11	0	0	0	0	1	1	8	120
16:45	0	1	1	1	79	16	0	0	0	0	5	1	10	114
<b>H/TOT</b>	<b>0</b>	<b>5</b>	<b>9</b>	<b>9</b>	<b>361</b>	<b>40</b>	<b>0</b>	<b>1</b>	<b>0</b>	<b>0</b>	<b>19</b>	<b>2</b>	<b>33</b>	<b>479</b>
17:00	0	1	2	2	96	23	2	0	0	0	2	0	8	136
17:15	0	8	8	4	104	11	2	0	0	0	1	0	7	145
17:30	0	0	6	6	116	22	5	0	0	0	0	0	14	169
17:45	0	0	4	3	72	12	0	0	0	0	0	0	11	102
<b>H/TOT</b>	<b>0</b>	<b>9</b>	<b>20</b>	<b>15</b>	<b>388</b>	<b>68</b>	<b>9</b>	<b>0</b>	<b>0</b>	<b>0</b>	<b>3</b>	<b>0</b>	<b>40</b>	<b>552</b>
18:00	0	1	10	1	95	19	1	2	0	0	1	1	6	137
18:15	0	3	7	2	58	17	1	0	0	0	2	0	9	99
<b>HH/TOT</b>	<b>0</b>	<b>4</b>	<b>17</b>	<b>3</b>	<b>153</b>	<b>36</b>	<b>2</b>	<b>2</b>	<b>0</b>	<b>0</b>	<b>3</b>	<b>1</b>	<b>15</b>	<b>236</b>
<b>P/TOT</b>	<b>0</b>	<b>74</b>	<b>64</b>	<b>51</b>	<b>1783</b>	<b>330</b>	<b>21</b>	<b>4</b>	<b>0</b>	<b>0</b>	<b>126</b>	<b>44</b>	<b>330</b>	<b>2827</b>

**CLASSIFIED COUNTS**



JOB REF: 24786

JOB NAME: BATH UNI

SITE: 2

DATE: 19/11/2019

LOCATION: NORTH ROAD / QUARRY ROAD

DAY: TUESDAY

TIME	MOVE 1													
	PED CHILD	PED ADULT	PCL	MCL	CAR						LGV	HGV	PSV	TOT
					1 OCC	2 OCC	3 OCC	4 OCC	5 OCC	6 OCC				
07:30	0	0	0	0	3	0	0	0	0	0	1	0	0	4
07:45	0	0	0	0	1	0	0	0	0	0	0	0	0	1
<b>HH/TOT</b>	<b>0</b>	<b>0</b>	<b>0</b>	<b>0</b>	<b>4</b>	<b>0</b>	<b>0</b>	<b>0</b>	<b>0</b>	<b>0</b>	<b>1</b>	<b>0</b>	<b>0</b>	<b>5</b>
08:00	0	1	0	0	2	0	0	0	0	0	0	0	0	3
08:15	0	0	0	0	0	0	0	0	0	0	0	0	0	0
08:30	0	0	0	0	1	0	0	0	0	0	1	0	0	2
08:45	0	0	0	0	2	1	0	0	0	0	1	0	0	4
<b>H/TOT</b>	<b>0</b>	<b>1</b>	<b>0</b>	<b>0</b>	<b>5</b>	<b>1</b>	<b>0</b>	<b>0</b>	<b>0</b>	<b>0</b>	<b>2</b>	<b>0</b>	<b>0</b>	<b>9</b>
09:00	0	0	0	1	8	0	0	0	0	0	0	1	0	10
09:15	0	0	0	0	6	0	0	0	0	0	0	1	0	7
09:30	0	0	0	0	5	1	0	0	0	0	0	0	0	6
09:45	0	0	0	0	3	2	0	0	0	0	1	0	0	6
<b>H/TOT</b>	<b>0</b>	<b>0</b>	<b>0</b>	<b>1</b>	<b>22</b>	<b>3</b>	<b>0</b>	<b>0</b>	<b>0</b>	<b>0</b>	<b>1</b>	<b>2</b>	<b>0</b>	<b>29</b>
10:00	0	0	0	0	14	0	0	0	0	0	2	1	0	17
10:15	0	0	0	0	6	1	0	0	0	0	2	0	0	9
10:30	0	0	0	0	7	0	0	0	0	0	1	2	0	10
10:45	0	0	0	0	3	1	0	0	0	0	0	0	0	4
<b>H/TOT</b>	<b>0</b>	<b>0</b>	<b>0</b>	<b>0</b>	<b>30</b>	<b>2</b>	<b>0</b>	<b>0</b>	<b>0</b>	<b>0</b>	<b>5</b>	<b>3</b>	<b>0</b>	<b>40</b>
11:00	0	0	0	1	10	0	0	0	0	0	1	0	0	12
11:15	0	0	0	0	3	0	0	0	0	0	2	0	0	5
11:30	0	0	0	0	3	0	0	0	0	0	1	0	0	4
11:45	0	0	0	0	6	1	0	0	0	0	0	1	0	8
<b>H/TOT</b>	<b>0</b>	<b>0</b>	<b>0</b>	<b>1</b>	<b>22</b>	<b>1</b>	<b>0</b>	<b>0</b>	<b>0</b>	<b>0</b>	<b>4</b>	<b>1</b>	<b>0</b>	<b>29</b>
12:00	0	0	1	0	2	1	1	0	0	0	2	0	0	7
12:15	0	2	0	0	5	0	0	0	0	0	0	0	0	7
12:30	0	0	0	0	7	0	0	0	0	0	1	0	0	8
12:45	0	4	0	1	11	1	0	0	0	0	1	0	0	18
<b>H/TOT</b>	<b>0</b>	<b>6</b>	<b>1</b>	<b>1</b>	<b>25</b>	<b>2</b>	<b>1</b>	<b>0</b>	<b>0</b>	<b>0</b>	<b>4</b>	<b>0</b>	<b>0</b>	<b>40</b>
13:00	0	0	0	1	7	1	0	0	0	0	0	0	0	9
13:15	0	5	0	0	7	1	0	0	0	0	1	0	0	14
13:30	0	0	0	0	9	0	0	0	0	0	2	0	0	11
13:45	0	0	0	0	5	1	1	0	0	0	0	0	0	7
<b>H/TOT</b>	<b>0</b>	<b>5</b>	<b>0</b>	<b>1</b>	<b>28</b>	<b>3</b>	<b>1</b>	<b>0</b>	<b>0</b>	<b>0</b>	<b>3</b>	<b>0</b>	<b>0</b>	<b>41</b>
14:00	0	0	0	0	7	2	0	0	0	0	0	0	0	9
14:15	0	2	2	1	8	0	0	0	0	0	1	0	0	14
14:30	0	1	0	0	9	2	0	0	0	0	2	1	0	15
14:45	0	1	0	0	7	0	0	0	0	0	2	0	0	10
<b>H/TOT</b>	<b>0</b>	<b>4</b>	<b>2</b>	<b>1</b>	<b>31</b>	<b>4</b>	<b>0</b>	<b>0</b>	<b>0</b>	<b>0</b>	<b>5</b>	<b>1</b>	<b>0</b>	<b>48</b>
15:00	0	1	1	0	17	1	0	0	0	0	0	0	0	20
15:15	0	0	0	1	3	2	0	0	0	0	2	0	0	8
15:30	0	0	0	0	13	1	0	0	0	0	1	0	0	15
15:45	0	0	0	0	10	2	0	0	0	0	0	0	0	12
<b>H/TOT</b>	<b>0</b>	<b>1</b>	<b>1</b>	<b>1</b>	<b>43</b>	<b>6</b>	<b>0</b>	<b>0</b>	<b>0</b>	<b>0</b>	<b>3</b>	<b>0</b>	<b>0</b>	<b>55</b>
16:00	0	0	1	0	35	0	0	0	0	0	2	0	0	38
16:15	0	0	0	3	33	0	0	0	0	0	3	0	0	39
16:30	0	0	0	1	37	3	0	0	0	0	3	0	0	44
16:45	0	2	0	3	38	4	0	0	0	0	2	0	0	49
<b>H/TOT</b>	<b>0</b>	<b>2</b>	<b>1</b>	<b>7</b>	<b>143</b>	<b>7</b>	<b>0</b>	<b>0</b>	<b>0</b>	<b>0</b>	<b>10</b>	<b>0</b>	<b>0</b>	<b>170</b>
17:00	0	0	0	0	31	11	0	1	0	0	2	0	0	45
17:15	0	2	0	6	62	8	2	0	0	0	5	0	0	85
17:30	0	1	2	0	54	8	0	0	0	0	0	0	0	65
17:45	0	1	0	1	17	2	0	0	0	0	0	0	0	21
<b>H/TOT</b>	<b>0</b>	<b>4</b>	<b>2</b>	<b>7</b>	<b>164</b>	<b>29</b>	<b>2</b>	<b>1</b>	<b>0</b>	<b>0</b>	<b>7</b>	<b>0</b>	<b>0</b>	<b>216</b>
18:00	0	0	1	0	21	1	0	0	0	0	0	0	0	23
18:15	0	0	0	0	16	0	0	0	0	0	0	0	0	16
<b>HH/TOT</b>	<b>0</b>	<b>0</b>	<b>1</b>	<b>0</b>	<b>37</b>	<b>1</b>	<b>0</b>	<b>0</b>	<b>0</b>	<b>0</b>	<b>0</b>	<b>0</b>	<b>0</b>	<b>39</b>
<b>P/TOT</b>	<b>0</b>	<b>23</b>	<b>8</b>	<b>20</b>	<b>554</b>	<b>59</b>	<b>4</b>	<b>1</b>	<b>0</b>	<b>0</b>	<b>45</b>	<b>7</b>	<b>0</b>	<b>721</b>

**CLASSIFIED COUNTS**



**JOB REF:** 24786

**JOB NAME:** BATH UNI

**SITE:** 2

**DATE:** 19/11/2019

**LOCATION:** NORTH ROAD / QUARRY ROAD

**DAY:** TUESDAY

TIME	MOVE 2													
	PED CHILD	PED ADULT	PCL	MCL	CAR						LGV	HGV	PSV	TOT
					1 OCC	2 OCC	3 OCC	4 OCC	5 OCC	6 OCC				
07:30	0	1	4	0	1	0	0	0	0	0	0	0	0	6
07:45	0	1	6	1	1	0	0	0	0	0	0	0	0	9
<b>HH/TOT</b>	<b>0</b>	<b>2</b>	<b>10</b>	<b>1</b>	<b>2</b>	<b>0</b>	<b>0</b>	<b>0</b>	<b>0</b>	<b>0</b>	<b>0</b>	<b>0</b>	<b>0</b>	<b>15</b>
08:00	1	1	3	0	2	0	0	0	0	0	2	0	0	9
08:15	0	0	0	0	0	0	0	0	0	0	0	0	0	0
08:30	0	0	0	0	2	1	0	0	0	0	2	0	0	5
08:45	0	0	1	0	3	0	0	0	0	0	0	0	0	4
<b>H/TOT</b>	<b>1</b>	<b>1</b>	<b>4</b>	<b>0</b>	<b>7</b>	<b>1</b>	<b>0</b>	<b>0</b>	<b>0</b>	<b>0</b>	<b>4</b>	<b>0</b>	<b>0</b>	<b>18</b>
09:00	0	0	0	0	10	0	0	0	0	0	1	0	0	11
09:15	0	2	0	0	3	2	0	0	0	0	0	0	0	7
09:30	0	1	0	0	0	0	0	0	0	0	1	0	0	2
09:45	0	0	0	0	2	0	0	0	0	0	0	0	0	2
<b>H/TOT</b>	<b>0</b>	<b>3</b>	<b>0</b>	<b>0</b>	<b>15</b>	<b>2</b>	<b>0</b>	<b>0</b>	<b>0</b>	<b>0</b>	<b>2</b>	<b>0</b>	<b>0</b>	<b>22</b>
10:00	0	2	0	0	2	0	0	0	0	0	0	0	0	4
10:15	0	1	0	0	1	0	0	0	0	0	0	0	0	2
10:30	0	0	0	0	2	0	0	0	0	0	0	0	0	2
10:45	0	0	0	0	1	0	0	0	0	0	0	0	0	1
<b>H/TOT</b>	<b>0</b>	<b>3</b>	<b>0</b>	<b>0</b>	<b>6</b>	<b>0</b>	<b>0</b>	<b>0</b>	<b>0</b>	<b>0</b>	<b>0</b>	<b>0</b>	<b>0</b>	<b>9</b>
11:00	0	1	0	1	3	0	0	0	0	0	1	0	0	6
11:15	0	0	0	2	2	0	0	0	0	0	0	0	0	4
11:30	0	0	0	0	1	0	0	0	0	0	0	0	0	1
11:45	0	0	0	0	1	0	0	0	0	0	0	0	0	1
<b>H/TOT</b>	<b>0</b>	<b>1</b>	<b>0</b>	<b>3</b>	<b>7</b>	<b>0</b>	<b>0</b>	<b>0</b>	<b>0</b>	<b>0</b>	<b>1</b>	<b>0</b>	<b>0</b>	<b>12</b>
12:00	0	0	0	0	3	0	0	0	0	0	1	0	0	4
12:15	0	1	3	2	3	1	0	0	0	0	1	1	0	12
12:30	0	1	0	0	2	0	0	0	0	0	0	0	0	3
12:45	0	2	1	0	1	0	0	0	0	0	0	1	0	5
<b>H/TOT</b>	<b>0</b>	<b>4</b>	<b>4</b>	<b>2</b>	<b>9</b>	<b>1</b>	<b>0</b>	<b>0</b>	<b>0</b>	<b>0</b>	<b>2</b>	<b>2</b>	<b>0</b>	<b>24</b>
13:00	0	2	1	0	5	1	0	0	0	0	1	0	0	10
13:15	0	3	1	1	4	0	0	0	0	0	1	0	0	10
13:30	0	0	0	0	5	0	0	0	0	0	1	0	0	6
13:45	0	0	0	0	3	0	0	0	0	0	0	0	0	3
<b>H/TOT</b>	<b>0</b>	<b>5</b>	<b>2</b>	<b>1</b>	<b>17</b>	<b>1</b>	<b>0</b>	<b>0</b>	<b>0</b>	<b>0</b>	<b>3</b>	<b>0</b>	<b>0</b>	<b>29</b>
14:00	0	1	0	0	7	0	0	0	0	0	1	0	0	9
14:15	0	4	0	0	4	0	0	0	0	0	0	0	0	8
14:30	0	0	0	0	5	0	0	0	0	0	1	0	0	6
14:45	0	1	1	0	4	0	0	0	0	0	1	0	0	7
<b>H/TOT</b>	<b>0</b>	<b>6</b>	<b>1</b>	<b>0</b>	<b>20</b>	<b>0</b>	<b>0</b>	<b>0</b>	<b>0</b>	<b>0</b>	<b>3</b>	<b>0</b>	<b>0</b>	<b>30</b>
15:00	0	4	1	0	8	1	0	0	0	0	1	1	0	16
15:15	0	4	3	0	3	2	0	0	0	0	2	0	0	14
15:30	0	1	0	0	3	0	0	0	0	0	0	0	0	4
15:45	0	1	0	0	14	1	0	0	0	0	2	0	0	18
<b>H/TOT</b>	<b>0</b>	<b>10</b>	<b>4</b>	<b>0</b>	<b>28</b>	<b>4</b>	<b>0</b>	<b>0</b>	<b>0</b>	<b>0</b>	<b>5</b>	<b>1</b>	<b>0</b>	<b>52</b>
16:00	0	4	2	0	14	0	0	0	0	0	1	0	0	21
16:15	0	3	0	0	13	0	0	0	0	0	1	0	0	17
16:30	0	1	0	0	19	0	0	0	0	0	2	0	0	22
16:45	0	0	0	2	19	2	0	0	0	0	0	0	0	23
<b>H/TOT</b>	<b>0</b>	<b>8</b>	<b>2</b>	<b>2</b>	<b>65</b>	<b>2</b>	<b>0</b>	<b>0</b>	<b>0</b>	<b>0</b>	<b>4</b>	<b>0</b>	<b>0</b>	<b>83</b>
17:00	0	3	0	1	18	2	0	0	0	0	1	0	0	25
17:15	0	3	4	2	37	1	0	0	0	0	0	0	0	47
17:30	0	4	4	1	27	2	0	0	0	0	0	0	0	38
17:45	0	2	2	0	10	1	0	0	0	0	0	0	0	15
<b>H/TOT</b>	<b>0</b>	<b>12</b>	<b>10</b>	<b>4</b>	<b>92</b>	<b>6</b>	<b>0</b>	<b>0</b>	<b>0</b>	<b>0</b>	<b>1</b>	<b>0</b>	<b>0</b>	<b>125</b>
18:00	0	0	2	2	13	0	0	0	0	0	0	0	0	17
18:15	0	0	6	2	8	0	0	0	0	0	0	0	0	16
<b>HH/TOT</b>	<b>0</b>	<b>0</b>	<b>8</b>	<b>4</b>	<b>21</b>	<b>0</b>	<b>0</b>	<b>0</b>	<b>0</b>	<b>0</b>	<b>0</b>	<b>0</b>	<b>0</b>	<b>33</b>
<b>P/TOT</b>	<b>1</b>	<b>55</b>	<b>45</b>	<b>17</b>	<b>289</b>	<b>17</b>	<b>0</b>	<b>0</b>	<b>0</b>	<b>0</b>	<b>25</b>	<b>3</b>	<b>0</b>	<b>452</b>

**CLASSIFIED COUNTS**



**JOB REF:** 24786

**JOB NAME:** BATH UNI

**SITE:** 2

**DATE:** 19/11/2019

**LOCATION:** NORTH ROAD / QUARRY ROAD

**DAY:** TUESDAY

TIME	MOVE 3													
	PED CHILD	PED ADULT	PCL	MCL	CAR						LGV	HGV	PSV	TOT
					1 OCC	2 OCC	3 OCC	4 OCC	5 OCC	6 OCC				
07:30	0	0	1	0	11	2	0	0	0	0	0	0	0	14
07:45	0	0	3	1	28	1	1	0	0	0	0	1	0	35
<b>HH/TOT</b>	<b>0</b>	<b>0</b>	<b>4</b>	<b>1</b>	<b>39</b>	<b>3</b>	<b>1</b>	<b>0</b>	<b>0</b>	<b>0</b>	<b>0</b>	<b>1</b>	<b>0</b>	<b>49</b>
08:00	0	3	4	2	24	1	0	0	0	0	0	0	0	34
08:15	1	3	1	0	31	1	0	0	0	0	0	0	0	37
08:30	0	0	4	2	46	6	1	0	0	0	0	0	0	59
08:45	0	12	6	0	40	8	0	0	0	0	1	1	0	68
<b>H/TOT</b>	<b>1</b>	<b>18</b>	<b>15</b>	<b>4</b>	<b>141</b>	<b>16</b>	<b>1</b>	<b>0</b>	<b>0</b>	<b>0</b>	<b>1</b>	<b>1</b>	<b>0</b>	<b>198</b>
09:00	0	11	4	1	42	7	1	0	0	0	2	1	0	69
09:15	0	6	8	2	32	5	0	0	0	0	0	1	0	54
09:30	0	2	3	1	15	0	0	0	0	0	3	0	0	24
09:45	0	6	2	0	21	2	0	0	0	0	0	1	0	32
<b>H/TOT</b>	<b>0</b>	<b>25</b>	<b>17</b>	<b>4</b>	<b>110</b>	<b>14</b>	<b>1</b>	<b>0</b>	<b>0</b>	<b>0</b>	<b>5</b>	<b>3</b>	<b>0</b>	<b>179</b>
10:00	0	4	1	0	10	2	0	0	0	0	0	1	0	18
10:15	0	0	0	0	8	1	0	0	0	0	0	0	0	9
10:30	0	2	2	0	10	0	0	0	0	0	0	0	0	14
10:45	0	1	2	0	2	1	0	0	0	0	2	0	0	8
<b>H/TOT</b>	<b>0</b>	<b>7</b>	<b>5</b>	<b>0</b>	<b>30</b>	<b>4</b>	<b>0</b>	<b>0</b>	<b>0</b>	<b>0</b>	<b>2</b>	<b>1</b>	<b>0</b>	<b>49</b>
11:00	0	2	0	0	8	1	0	0	0	0	1	0	0	12
11:15	0	0	0	0	3	0	0	0	0	0	0	0	0	3
11:30	0	1	0	0	4	0	0	0	0	0	1	0	0	6
11:45	0	0	0	0	8	0	0	0	0	0	0	1	0	9
<b>H/TOT</b>	<b>0</b>	<b>3</b>	<b>0</b>	<b>0</b>	<b>23</b>	<b>1</b>	<b>0</b>	<b>0</b>	<b>0</b>	<b>0</b>	<b>2</b>	<b>1</b>	<b>0</b>	<b>30</b>
12:00	0	2	0	0	5	0	0	0	0	0	1	0	0	8
12:15	0	0	2	0	2	0	0	0	0	0	0	0	0	4
12:30	0	0	0	0	1	0	0	0	0	0	0	0	0	1
12:45	1	1	2	0	5	0	0	0	0	0	1	0	0	10
<b>H/TOT</b>	<b>1</b>	<b>3</b>	<b>4</b>	<b>0</b>	<b>13</b>	<b>0</b>	<b>0</b>	<b>0</b>	<b>0</b>	<b>0</b>	<b>2</b>	<b>0</b>	<b>0</b>	<b>23</b>
13:00	0	2	1	1	2	0	0	0	0	0	0	0	0	6
13:15	0	1	0	0	4	1	0	0	0	0	0	0	0	6
13:30	0	0	0	0	5	0	0	0	0	0	2	1	0	8
13:45	0	0	0	0	9	0	0	0	0	0	2	0	0	11
<b>H/TOT</b>	<b>0</b>	<b>3</b>	<b>1</b>	<b>1</b>	<b>20</b>	<b>1</b>	<b>0</b>	<b>0</b>	<b>0</b>	<b>0</b>	<b>4</b>	<b>1</b>	<b>0</b>	<b>31</b>
14:00	0	0	0	0	4	0	0	0	0	0	0	0	0	4
14:15	0	0	0	1	4	0	0	0	0	0	0	0	0	5
14:30	1	0	0	0	1	0	0	0	0	0	0	0	0	2
14:45	1	0	0	0	0	0	0	0	0	0	0	0	0	1
<b>H/TOT</b>	<b>2</b>	<b>0</b>	<b>0</b>	<b>1</b>	<b>9</b>	<b>0</b>	<b>0</b>	<b>0</b>	<b>0</b>	<b>0</b>	<b>0</b>	<b>0</b>	<b>0</b>	<b>12</b>
15:00	0	1	0	0	0	0	0	0	0	0	1	0	0	2
15:15	0	1	0	2	1	0	0	0	0	0	0	0	0	4
15:30	0	0	0	0	4	1	0	0	0	0	0	0	0	5
15:45	0	0	0	0	3	0	0	0	0	0	0	0	0	3
<b>H/TOT</b>	<b>0</b>	<b>2</b>	<b>0</b>	<b>2</b>	<b>8</b>	<b>1</b>	<b>0</b>	<b>0</b>	<b>0</b>	<b>0</b>	<b>1</b>	<b>0</b>	<b>0</b>	<b>14</b>
16:00	0	2	0	0	5	0	0	0	0	0	0	0	0	7
16:15	0	0	0	0	2	0	0	0	0	0	0	0	0	2
16:30	0	0	0	0	2	0	0	0	0	0	0	0	0	2
16:45	0	0	1	0	1	1	0	0	0	0	0	0	0	3
<b>H/TOT</b>	<b>0</b>	<b>2</b>	<b>1</b>	<b>0</b>	<b>10</b>	<b>1</b>	<b>0</b>	<b>0</b>	<b>0</b>	<b>0</b>	<b>0</b>	<b>0</b>	<b>0</b>	<b>14</b>
17:00	0	0	0	0	0	0	0	0	0	0	0	0	0	0
17:15	0	0	0	0	1	0	0	0	0	0	0	0	0	1
17:30	0	0	0	0	10	0	0	0	0	0	1	0	0	11
17:45	0	0	0	0	5	1	0	0	0	0	0	0	0	6
<b>H/TOT</b>	<b>0</b>	<b>0</b>	<b>0</b>	<b>0</b>	<b>16</b>	<b>1</b>	<b>0</b>	<b>0</b>	<b>0</b>	<b>0</b>	<b>1</b>	<b>0</b>	<b>0</b>	<b>18</b>
18:00	0	0	1	0	12	0	0	0	0	0	0	0	0	13
18:15	0	0	0	0	5	1	0	0	0	0	0	0	0	6
<b>HH/TOT</b>	<b>0</b>	<b>0</b>	<b>1</b>	<b>0</b>	<b>17</b>	<b>1</b>	<b>0</b>	<b>0</b>	<b>0</b>	<b>0</b>	<b>0</b>	<b>0</b>	<b>0</b>	<b>19</b>
<b>P/TOT</b>	<b>4</b>	<b>63</b>	<b>48</b>	<b>13</b>	<b>436</b>	<b>43</b>	<b>3</b>	<b>0</b>	<b>0</b>	<b>0</b>	<b>18</b>	<b>8</b>	<b>0</b>	<b>636</b>

**CLASSIFIED COUNTS**



JOB REF: 24786

JOB NAME: BATH UNI

SITE: 2

DATE: 19/11/2019

LOCATION: NORTH ROAD / QUARRY ROAD

DAY: TUESDAY

TIME	MOVE 4								
	PED CHILD	PED ADULT	PCL	MCL	CAR	LGV	HGV	PSV	TOT
07:30	0	0	0	0	23	6	0	0	29
07:45	0	0	11	0	31	4	0	0	46
<b>HH/TOT</b>	<b>0</b>	<b>0</b>	<b>11</b>	<b>0</b>	<b>54</b>	<b>10</b>	<b>0</b>	<b>0</b>	<b>75</b>
08:00	1	1	3	0	33	2	0	0	40
08:15	0	3	0	0	39	2	0	0	44
08:30	0	7	8	0	39	2	0	0	56
08:45	0	3	4	0	29	3	1	0	40
<b>H/TOT</b>	<b>1</b>	<b>14</b>	<b>15</b>	<b>0</b>	<b>140</b>	<b>9</b>	<b>1</b>	<b>0</b>	<b>180</b>
09:00	0	5	6	0	33	1	1	0	46
09:15	0	2	4	0	23	4	0	0	33
09:30	0	5	3	0	16	2	0	0	26
09:45	0	1	1	0	21	2	1	0	26
<b>H/TOT</b>	<b>0</b>	<b>13</b>	<b>14</b>	<b>0</b>	<b>93</b>	<b>9</b>	<b>2</b>	<b>0</b>	<b>131</b>
10:00	0	3	2	0	10	3	0	1	19
10:15	0	2	1	0	13	2	0	0	18
10:30	0	1	0	0	21	2	0	0	24
10:45	0	0	2	0	10	0	0	0	12
<b>H/TOT</b>	<b>0</b>	<b>6</b>	<b>5</b>	<b>0</b>	<b>54</b>	<b>7</b>	<b>0</b>	<b>1</b>	<b>73</b>
11:00	0	0	0	0	11	3	0	1	15
11:15	0	0	1	0	9	1	0	0	11
11:30	0	0	0	0	7	2	0	0	9
11:45	0	0	0	0	13	0	0	0	13
<b>H/TOT</b>	<b>0</b>	<b>0</b>	<b>1</b>	<b>0</b>	<b>40</b>	<b>6</b>	<b>0</b>	<b>1</b>	<b>48</b>
12:00	0	0	1	0	11	1	0	0	13
12:15	0	0	3	0	15	3	0	1	22
12:30	0	0	0	0	15	2	0	0	17
12:45	0	2	1	0	12	0	1	0	16
<b>H/TOT</b>	<b>0</b>	<b>2</b>	<b>5</b>	<b>0</b>	<b>53</b>	<b>6</b>	<b>1</b>	<b>1</b>	<b>68</b>
13:00	0	2	1	0	9	1	0	0	13
13:15	0	1	0	0	10	1	0	1	13
13:30	0	0	0	0	18	1	0	0	19
13:45	0	0	1	0	20	2	0	0	23
<b>H/TOT</b>	<b>0</b>	<b>3</b>	<b>2</b>	<b>0</b>	<b>57</b>	<b>5</b>	<b>0</b>	<b>1</b>	<b>68</b>
14:00	0	0	0	1	11	3	0	0	15
14:15	0	0	0	0	19	1	0	1	21
14:30	0	0	0	1	15	1	0	0	17
14:45	0	1	0	0	24	2	0	1	28
<b>H/TOT</b>	<b>0</b>	<b>1</b>	<b>0</b>	<b>2</b>	<b>69</b>	<b>7</b>	<b>0</b>	<b>2</b>	<b>81</b>
15:00	0	2	0	0	14	2	0	0	18
15:15	0	0	0	0	19	0	0	1	20
15:30	0	0	0	0	13	3	2	0	18
15:45	0	1	0	0	20	1	2	0	24
<b>H/TOT</b>	<b>0</b>	<b>3</b>	<b>0</b>	<b>0</b>	<b>66</b>	<b>6</b>	<b>4</b>	<b>1</b>	<b>80</b>
16:00	0	0	0	0	36	2	0	0	38
16:15	0	0	1	1	27	2	0	2	33
16:30	0	2	0	0	24	1	0	3	30
16:45	0	0	0	0	15	3	0	0	18
<b>H/TOT</b>	<b>0</b>	<b>2</b>	<b>1</b>	<b>1</b>	<b>102</b>	<b>8</b>	<b>0</b>	<b>5</b>	<b>119</b>
17:00	0	0	0	0	26	2	0	0	28
17:15	0	0	2	0	19	1	0	1	23
17:30	0	1	2	0	32	2	0	0	37
17:45	0	1	1	1	25	0	0	0	28
<b>H/TOT</b>	<b>0</b>	<b>2</b>	<b>5</b>	<b>1</b>	<b>102</b>	<b>5</b>	<b>0</b>	<b>1</b>	<b>116</b>
18:00	0	0	1	0	17	0	0	1	19
18:15	0	0	0	0	16	0	0	0	16
<b>HH/TOT</b>	<b>0</b>	<b>0</b>	<b>1</b>	<b>0</b>	<b>33</b>	<b>0</b>	<b>0</b>	<b>1</b>	<b>35</b>
<b>P/TOT</b>	<b>1</b>	<b>46</b>	<b>60</b>	<b>4</b>	<b>863</b>	<b>78</b>	<b>8</b>	<b>14</b>	<b>1074</b>

**CLASSIFIED COUNTS**



JOB REF: 24786

JOB NAME: BATH UNI

SITE: 2

DATE: 19/11/2019

LOCATION: NORTH ROAD / QUARRY ROAD

DAY: TUESDAY

TIME	MOVE 5								
	PED CHILD	PED ADULT	PCL	MCL	CAR	LGV	HGV	PSV	TOT
07:30	0	0	0	0	12	0	0	0	12
07:45	0	0	0	0	15	1	0	0	16
<b>HH/TOT</b>	<b>0</b>	<b>0</b>	<b>0</b>	<b>0</b>	<b>27</b>	<b>1</b>	<b>0</b>	<b>0</b>	<b>28</b>
08:00	0	1	0	0	26	0	2	0	29
08:15	0	0	1	0	37	0	0	0	38
08:30	0	0	0	0	22	0	0	0	22
08:45	0	0	0	0	15	0	0	0	15
<b>H/TOT</b>	<b>0</b>	<b>1</b>	<b>1</b>	<b>0</b>	<b>100</b>	<b>0</b>	<b>2</b>	<b>0</b>	<b>104</b>
09:00	0	0	0	0	7	1	0	0	8
09:15	0	1	1	0	17	2	0	0	21
09:30	0	0	1	0	19	0	0	0	20
09:45	0	0	0	0	9	0	0	0	9
<b>H/TOT</b>	<b>0</b>	<b>1</b>	<b>2</b>	<b>0</b>	<b>52</b>	<b>3</b>	<b>0</b>	<b>0</b>	<b>58</b>
10:00	0	0	0	0	0	0	0	0	0
10:15	0	0	0	0	7	2	0	0	9
10:30	0	0	1	0	5	0	0	0	6
10:45	0	0	0	0	13	0	2	0	15
<b>H/TOT</b>	<b>0</b>	<b>0</b>	<b>1</b>	<b>0</b>	<b>25</b>	<b>2</b>	<b>2</b>	<b>0</b>	<b>30</b>
11:00	0	1	0	2	5	2	0	0	10
11:15	0	0	0	0	6	0	0	0	6
11:30	0	1	0	0	7	1	0	0	9
11:45	0	2	0	0	7	2	0	0	11
<b>H/TOT</b>	<b>0</b>	<b>4</b>	<b>0</b>	<b>2</b>	<b>25</b>	<b>5</b>	<b>0</b>	<b>0</b>	<b>36</b>
12:00	0	0	0	0	11	0	0	0	11
12:15	0	1	0	0	11	2	1	0	15
12:30	0	0	0	0	15	2	1	0	18
12:45	0	2	0	0	5	0	1	0	8
<b>H/TOT</b>	<b>0</b>	<b>3</b>	<b>0</b>	<b>0</b>	<b>42</b>	<b>4</b>	<b>3</b>	<b>0</b>	<b>52</b>
13:00	0	0	0	0	12	3	0	0	15
13:15	0	0	0	0	9	0	0	0	9
13:30	0	0	0	0	9	2	0	0	11
13:45	0	0	0	0	8	0	0	0	8
<b>H/TOT</b>	<b>0</b>	<b>0</b>	<b>0</b>	<b>0</b>	<b>38</b>	<b>5</b>	<b>0</b>	<b>0</b>	<b>43</b>
14:00	0	0	1	0	6	1	0	0	8
14:15	0	0	1	0	2	1	0	0	4
14:30	0	4	0	0	7	4	0	0	15
14:45	0	0	2	0	12	2	1	0	17
<b>H/TOT</b>	<b>0</b>	<b>4</b>	<b>4</b>	<b>0</b>	<b>27</b>	<b>8</b>	<b>1</b>	<b>0</b>	<b>44</b>
15:00	0	3	0	0	14	2	0	0	19
15:15	0	6	0	2	16	1	0	0	25
15:30	0	2	0	0	19	1	0	0	22
15:45	0	0	0	1	6	0	0	0	7
<b>H/TOT</b>	<b>0</b>	<b>11</b>	<b>0</b>	<b>3</b>	<b>55</b>	<b>4</b>	<b>0</b>	<b>0</b>	<b>73</b>
16:00	0	0	1	0	17	1	0	1	20
16:15	0	0	0	0	27	1	0	0	28
16:30	0	0	1	0	22	1	0	1	25
16:45	0	0	1	0	14	2	0	0	17
<b>H/TOT</b>	<b>0</b>	<b>0</b>	<b>3</b>	<b>0</b>	<b>80</b>	<b>5</b>	<b>0</b>	<b>2</b>	<b>90</b>
17:00	0	0	1	0	15	0	0	0	16
17:15	0	0	1	0	20	2	0	0	23
17:30	0	2	7	0	17	0	0	1	27
17:45	0	0	0	0	18	0	0	1	19
<b>H/TOT</b>	<b>0</b>	<b>2</b>	<b>9</b>	<b>0</b>	<b>70</b>	<b>2</b>	<b>0</b>	<b>2</b>	<b>85</b>
18:00	0	0	1	0	8	2	0	0	11
18:15	0	5	1	0	16	0	0	0	22
<b>HH/TOT</b>	<b>0</b>	<b>5</b>	<b>2</b>	<b>0</b>	<b>24</b>	<b>2</b>	<b>0</b>	<b>0</b>	<b>33</b>
<b>P/TOT</b>	<b>0</b>	<b>31</b>	<b>22</b>	<b>5</b>	<b>565</b>	<b>41</b>	<b>8</b>	<b>4</b>	<b>676</b>

**CLASSIFIED COUNTS**



JOB REF: 24786

JOB NAME: BATH UNI

SITE: 2

DATE: 19/11/2019

LOCATION: NORTH ROAD / QUARRY ROAD

DAY: TUESDAY

TIME	MOVE 6													TOT
	PED CHILD	PED ADULT	PCL	MCL	CAR						LGV	HGV	PSV	
					1 OCC	2 OCC	3 OCC	4 OCC	5 OCC	6 OCC				
07:30	0	0	1	2	16	5	0	0	0	0	2	0	0	26
07:45	0	0	0	0	22	0	0	0	0	0	1	0	0	23
<b>HH/TOT</b>	<b>0</b>	<b>0</b>	<b>1</b>	<b>2</b>	<b>38</b>	<b>5</b>	<b>0</b>	<b>0</b>	<b>0</b>	<b>0</b>	<b>3</b>	<b>0</b>	<b>0</b>	<b>49</b>
08:00	0	0	0	1	25	0	0	0	0	0	1	0	0	27
08:15	0	0	1	0	23	3	0	0	0	0	0	0	0	27
08:30	0	1	2	0	56	3	0	0	0	0	0	0	0	62
08:45	0	1	1	0	61	5	0	1	0	0	3	0	0	72
<b>H/TOT</b>	<b>0</b>	<b>2</b>	<b>4</b>	<b>1</b>	<b>165</b>	<b>11</b>	<b>0</b>	<b>1</b>	<b>0</b>	<b>0</b>	<b>4</b>	<b>0</b>	<b>0</b>	<b>188</b>
09:00	0	1	0	0	53	10	2	0	0	0	2	0	0	68
09:15	0	0	0	0	16	0	0	0	0	0	2	0	0	18
09:30	2	2	5	1	4	4	0	0	0	0	3	0	0	21
09:45	0	6	2	0	6	0	0	0	0	0	0	1	0	15
<b>H/TOT</b>	<b>2</b>	<b>9</b>	<b>7</b>	<b>1</b>	<b>79</b>	<b>14</b>	<b>2</b>	<b>0</b>	<b>0</b>	<b>0</b>	<b>7</b>	<b>1</b>	<b>0</b>	<b>122</b>
10:00	0	0	0	0	9	0	1	0	0	0	1	0	0	11
10:15	0	0	0	0	5	1	0	0	0	0	1	0	0	7
10:30	0	0	0	0	5	0	0	0	0	0	0	0	0	5
10:45	0	0	0	0	4	0	0	0	0	0	0	0	0	4
<b>H/TOT</b>	<b>0</b>	<b>0</b>	<b>0</b>	<b>0</b>	<b>23</b>	<b>1</b>	<b>1</b>	<b>0</b>	<b>0</b>	<b>0</b>	<b>2</b>	<b>0</b>	<b>0</b>	<b>27</b>
11:00	0	1	2	0	7	3	0	0	0	0	2	0	0	15
11:15	0	0	1	0	2	0	0	0	0	0	0	0	0	3
11:30	0	0	0	1	2	1	0	0	0	0	0	0	0	4
11:45	0	0	0	0	6	0	0	1	0	0	2	0	0	9
<b>H/TOT</b>	<b>0</b>	<b>1</b>	<b>3</b>	<b>1</b>	<b>17</b>	<b>4</b>	<b>0</b>	<b>1</b>	<b>0</b>	<b>0</b>	<b>4</b>	<b>0</b>	<b>0</b>	<b>31</b>
12:00	0	0	0	0	5	2	0	0	0	0	1	0	0	8
12:15	0	2	2	0	4	1	0	0	0	0	0	0	0	9
12:30	0	0	0	0	4	0	0	0	0	0	0	0	0	4
12:45	0	0	0	0	3	0	0	0	0	0	1	0	0	4
<b>H/TOT</b>	<b>0</b>	<b>2</b>	<b>2</b>	<b>0</b>	<b>16</b>	<b>3</b>	<b>0</b>	<b>0</b>	<b>0</b>	<b>0</b>	<b>2</b>	<b>0</b>	<b>0</b>	<b>25</b>
13:00	0	0	0	1	6	1	0	0	0	0	1	0	0	9
13:15	0	0	0	0	6	2	0	0	0	0	0	0	0	8
13:30	0	0	0	0	4	1	0	0	0	0	0	0	0	5
13:45	0	0	0	0	3	0	0	0	0	0	0	0	0	3
<b>H/TOT</b>	<b>0</b>	<b>0</b>	<b>0</b>	<b>1</b>	<b>19</b>	<b>4</b>	<b>0</b>	<b>0</b>	<b>0</b>	<b>0</b>	<b>1</b>	<b>0</b>	<b>0</b>	<b>25</b>
14:00	0	0	0	0	2	1	0	0	0	0	1	0	0	4
14:15	0	0	0	0	2	1	0	0	0	0	1	0	0	4
14:30	0	0	0	0	2	0	0	0	0	0	1	0	0	3
14:45	0	2	0	0	2	1	0	0	0	0	1	0	0	6
<b>H/TOT</b>	<b>0</b>	<b>2</b>	<b>0</b>	<b>0</b>	<b>8</b>	<b>3</b>	<b>0</b>	<b>0</b>	<b>0</b>	<b>0</b>	<b>4</b>	<b>0</b>	<b>0</b>	<b>17</b>
15:00	0	0	0	0	4	1	0	0	0	0	1	0	0	6
15:15	0	0	0	0	3	0	0	0	0	0	1	0	0	4
15:30	0	2	0	0	4	2	0	0	0	0	1	0	0	9
15:45	0	0	0	0	6	0	0	0	0	0	1	0	0	7
<b>H/TOT</b>	<b>0</b>	<b>2</b>	<b>0</b>	<b>0</b>	<b>17</b>	<b>3</b>	<b>0</b>	<b>0</b>	<b>0</b>	<b>0</b>	<b>4</b>	<b>0</b>	<b>0</b>	<b>26</b>
16:00	0	0	0	1	3	0	0	0	0	0	0	0	0	4
16:15	0	0	0	0	6	0	0	0	0	0	0	0	0	6
16:30	0	0	0	0	3	0	0	0	0	0	0	0	0	3
16:45	0	0	0	0	5	1	0	0	0	0	0	0	0	6
<b>H/TOT</b>	<b>0</b>	<b>0</b>	<b>0</b>	<b>1</b>	<b>17</b>	<b>1</b>	<b>0</b>	<b>0</b>	<b>0</b>	<b>0</b>	<b>0</b>	<b>0</b>	<b>0</b>	<b>19</b>
17:00	0	0	0	1	4	3	0	0	0	0	0	0	0	8
17:15	0	0	0	0	10	2	0	0	0	0	0	0	0	12
17:30	0	0	0	0	4	2	0	0	0	0	0	0	0	6
17:45	0	0	1	0	7	2	0	0	0	0	0	0	0	10
<b>H/TOT</b>	<b>0</b>	<b>0</b>	<b>1</b>	<b>1</b>	<b>25</b>	<b>9</b>	<b>0</b>	<b>0</b>	<b>0</b>	<b>0</b>	<b>0</b>	<b>0</b>	<b>0</b>	<b>36</b>
18:00	0	0	0	0	10	1	0	0	0	0	0	0	0	11
18:15	0	0	0	0	6	1	0	0	0	0	0	0	0	7
<b>HH/TOT</b>	<b>0</b>	<b>0</b>	<b>0</b>	<b>0</b>	<b>16</b>	<b>2</b>	<b>0</b>	<b>0</b>	<b>0</b>	<b>0</b>	<b>0</b>	<b>0</b>	<b>0</b>	<b>18</b>
<b>P/TOT</b>	<b>2</b>	<b>18</b>	<b>18</b>	<b>8</b>	<b>440</b>	<b>60</b>	<b>3</b>	<b>2</b>	<b>0</b>	<b>0</b>	<b>31</b>	<b>1</b>	<b>0</b>	<b>583</b>



# CLASSIFIED COUNTS



JOB REF: 24786

JOB NAME: BATH UNI

SITE: 2

DATE: 19/11/2019

LOCATION: NORTH ROAD / QUARRY ROAD

DAY: TUESDAY

TIME	INBOUND													TOT
	PED CHILD	PED ADULT	PCL	MCL	CAR						LGV	HGV	PSV	
					1 OCC	2 OCC	3 OCC	4 OCC	5 OCC	6 OCC				
07:30	0	0	2	2	27	7	0	0	0	0	2	0	0	40
07:45	0	0	3	1	50	1	1	0	0	0	1	1	0	58
<b>HH/TOT</b>	<b>0</b>	<b>0</b>	<b>5</b>	<b>3</b>	<b>77</b>	<b>8</b>	<b>1</b>	<b>0</b>	<b>0</b>	<b>0</b>	<b>3</b>	<b>1</b>	<b>0</b>	<b>98</b>
08:00	0	3	4	3	49	1	0	0	0	0	1	0	0	61
08:15	1	3	2	0	54	4	0	0	0	0	0	0	0	64
08:30	0	1	6	2	102	9	1	0	0	0	0	0	0	121
08:45	0	13	7	0	101	13	0	1	0	0	4	1	0	140
<b>H/TOT</b>	<b>1</b>	<b>20</b>	<b>19</b>	<b>5</b>	<b>306</b>	<b>27</b>	<b>1</b>	<b>1</b>	<b>0</b>	<b>0</b>	<b>5</b>	<b>1</b>	<b>0</b>	<b>386</b>
09:00	0	12	4	1	95	17	3	0	0	0	4	1	0	137
09:15	0	6	8	2	48	5	0	0	0	0	2	1	0	72
09:30	2	4	8	2	19	4	0	0	0	0	6	0	0	45
09:45	0	12	4	0	27	2	0	0	0	0	0	2	0	47
<b>H/TOT</b>	<b>2</b>	<b>34</b>	<b>24</b>	<b>5</b>	<b>189</b>	<b>28</b>	<b>3</b>	<b>0</b>	<b>0</b>	<b>0</b>	<b>12</b>	<b>4</b>	<b>0</b>	<b>301</b>
10:00	0	4	1	0	19	2	1	0	0	0	1	1	0	29
10:15	0	0	0	0	13	2	0	0	0	0	1	0	0	16
10:30	0	2	2	0	15	0	0	0	0	0	0	0	0	19
10:45	0	1	2	0	6	1	0	0	0	0	2	0	0	12
<b>H/TOT</b>	<b>0</b>	<b>7</b>	<b>5</b>	<b>0</b>	<b>53</b>	<b>5</b>	<b>1</b>	<b>0</b>	<b>0</b>	<b>0</b>	<b>4</b>	<b>1</b>	<b>0</b>	<b>76</b>
11:00	0	3	2	0	15	4	0	0	0	0	3	0	0	27
11:15	0	0	1	0	5	0	0	0	0	0	0	0	0	6
11:30	0	1	0	1	6	1	0	0	0	0	1	0	0	10
11:45	0	0	0	0	14	0	0	1	0	0	2	1	0	18
<b>H/TOT</b>	<b>0</b>	<b>4</b>	<b>3</b>	<b>1</b>	<b>40</b>	<b>5</b>	<b>0</b>	<b>1</b>	<b>0</b>	<b>0</b>	<b>6</b>	<b>1</b>	<b>0</b>	<b>61</b>
12:00	0	2	0	0	10	2	0	0	0	0	2	0	0	16
12:15	0	2	4	0	6	1	0	0	0	0	0	0	0	13
12:30	0	0	0	0	5	0	0	0	0	0	0	0	0	5
12:45	1	1	2	0	8	0	0	0	0	0	2	0	0	14
<b>H/TOT</b>	<b>1</b>	<b>5</b>	<b>6</b>	<b>0</b>	<b>29</b>	<b>3</b>	<b>0</b>	<b>0</b>	<b>0</b>	<b>0</b>	<b>4</b>	<b>0</b>	<b>0</b>	<b>48</b>
13:00	0	2	1	2	8	1	0	0	0	0	1	0	0	15
13:15	0	1	0	0	10	3	0	0	0	0	0	0	0	14
13:30	0	0	0	0	9	1	0	0	0	0	2	1	0	13
13:45	0	0	0	0	12	0	0	0	0	0	2	0	0	14
<b>H/TOT</b>	<b>0</b>	<b>3</b>	<b>1</b>	<b>2</b>	<b>39</b>	<b>5</b>	<b>0</b>	<b>0</b>	<b>0</b>	<b>0</b>	<b>5</b>	<b>1</b>	<b>0</b>	<b>56</b>
14:00	0	0	0	0	6	1	0	0	0	0	1	0	0	8
14:15	0	0	0	1	6	1	0	0	0	0	1	0	0	9
14:30	1	0	0	0	3	0	0	0	0	0	1	0	0	5
14:45	1	2	0	0	2	1	0	0	0	0	1	0	0	7
<b>H/TOT</b>	<b>2</b>	<b>2</b>	<b>0</b>	<b>1</b>	<b>17</b>	<b>3</b>	<b>0</b>	<b>0</b>	<b>0</b>	<b>0</b>	<b>4</b>	<b>0</b>	<b>0</b>	<b>29</b>
15:00	0	1	0	0	4	1	0	0	0	0	2	0	0	8
15:15	0	1	0	2	4	0	0	0	0	0	1	0	0	8
15:30	0	2	0	0	8	3	0	0	0	0	1	0	0	14
15:45	0	0	0	0	9	0	0	0	0	0	1	0	0	10
<b>H/TOT</b>	<b>0</b>	<b>4</b>	<b>0</b>	<b>2</b>	<b>25</b>	<b>4</b>	<b>0</b>	<b>0</b>	<b>0</b>	<b>0</b>	<b>5</b>	<b>0</b>	<b>0</b>	<b>40</b>
16:00	0	2	0	1	8	0	0	0	0	0	0	0	0	11
16:15	0	0	0	0	8	0	0	0	0	0	0	0	0	8
16:30	0	0	0	0	5	0	0	0	0	0	0	0	0	5
16:45	0	0	1	0	6	2	0	0	0	0	0	0	0	9
<b>H/TOT</b>	<b>0</b>	<b>2</b>	<b>1</b>	<b>1</b>	<b>27</b>	<b>2</b>	<b>0</b>	<b>0</b>	<b>0</b>	<b>0</b>	<b>0</b>	<b>0</b>	<b>0</b>	<b>33</b>
17:00	0	0	0	1	4	3	0	0	0	0	0	0	0	8
17:15	0	0	0	0	11	2	0	0	0	0	0	0	0	13
17:30	0	0	0	0	14	2	0	0	0	0	1	0	0	17
17:45	0	0	1	0	12	3	0	0	0	0	0	0	0	16
<b>H/TOT</b>	<b>0</b>	<b>0</b>	<b>1</b>	<b>1</b>	<b>41</b>	<b>10</b>	<b>0</b>	<b>0</b>	<b>0</b>	<b>0</b>	<b>1</b>	<b>0</b>	<b>0</b>	<b>54</b>
18:00	0	0	1	0	22	1	0	0	0	0	0	0	0	24
18:15	0	0	0	0	11	2	0	0	0	0	0	0	0	13
<b>HH/TOT</b>	<b>0</b>	<b>0</b>	<b>1</b>	<b>0</b>	<b>33</b>	<b>3</b>	<b>0</b>	<b>0</b>	<b>0</b>	<b>0</b>	<b>0</b>	<b>0</b>	<b>0</b>	<b>37</b>
<b>P/TOT</b>	<b>6</b>	<b>81</b>	<b>66</b>	<b>21</b>	<b>876</b>	<b>103</b>	<b>6</b>	<b>2</b>	<b>0</b>	<b>0</b>	<b>49</b>	<b>9</b>	<b>0</b>	<b>1219</b>

**CLASSIFIED COUNTS**



**JOB REF:** 24786

**JOB NAME:** BATH UNI

**SITE:** 2

**DATE:** 19/11/2019

**LOCATION:** NORTH ROAD / QUARRY ROAD

**DAY:** TUESDAY

TIME	OUTBOUND													
	PED CHILD	PED ADULT	PCL	MCL	CAR						LGV	HGV	PSV	TOT
					1 OCC	2 OCC	3 OCC	4 OCC	5 OCC	6 OCC				
07:30	0	1	4	0	4	0	0	0	0	0	1	0	0	10
07:45	0	1	6	1	2	0	0	0	0	0	0	0	0	10
<b>HH/TOT</b>	<b>0</b>	<b>2</b>	<b>10</b>	<b>1</b>	<b>6</b>	<b>0</b>	<b>0</b>	<b>0</b>	<b>0</b>	<b>0</b>	<b>1</b>	<b>0</b>	<b>0</b>	<b>20</b>
08:00	1	2	3	0	4	0	0	0	0	0	2	0	0	12
08:15	0	0	0	0	0	0	0	0	0	0	0	0	0	0
08:30	0	0	0	0	3	1	0	0	0	0	3	0	0	7
08:45	0	0	1	0	5	1	0	0	0	0	1	0	0	8
<b>H/TOT</b>	<b>1</b>	<b>2</b>	<b>4</b>	<b>0</b>	<b>12</b>	<b>2</b>	<b>0</b>	<b>0</b>	<b>0</b>	<b>0</b>	<b>6</b>	<b>0</b>	<b>0</b>	<b>27</b>
09:00	0	0	0	1	18	0	0	0	0	0	1	1	0	21
09:15	0	2	0	0	9	2	0	0	0	0	0	1	0	14
09:30	0	1	0	0	5	1	0	0	0	0	1	0	0	8
09:45	0	0	0	0	5	2	0	0	0	0	1	0	0	8
<b>H/TOT</b>	<b>0</b>	<b>3</b>	<b>0</b>	<b>1</b>	<b>37</b>	<b>5</b>	<b>0</b>	<b>0</b>	<b>0</b>	<b>0</b>	<b>3</b>	<b>2</b>	<b>0</b>	<b>51</b>
10:00	0	2	0	0	16	0	0	0	0	0	2	1	0	21
10:15	0	1	0	0	7	1	0	0	0	0	2	0	0	11
10:30	0	0	0	0	9	0	0	0	0	0	1	2	0	12
10:45	0	0	0	0	4	1	0	0	0	0	0	0	0	5
<b>H/TOT</b>	<b>0</b>	<b>3</b>	<b>0</b>	<b>0</b>	<b>36</b>	<b>2</b>	<b>0</b>	<b>0</b>	<b>0</b>	<b>0</b>	<b>5</b>	<b>3</b>	<b>0</b>	<b>49</b>
11:00	0	1	0	2	13	0	0	0	0	0	2	0	0	18
11:15	0	0	0	2	5	0	0	0	0	0	2	0	0	9
11:30	0	0	0	0	4	0	0	0	0	0	1	0	0	5
11:45	0	0	0	0	7	1	0	0	0	0	0	1	0	9
<b>H/TOT</b>	<b>0</b>	<b>1</b>	<b>0</b>	<b>4</b>	<b>29</b>	<b>1</b>	<b>0</b>	<b>0</b>	<b>0</b>	<b>0</b>	<b>5</b>	<b>1</b>	<b>0</b>	<b>41</b>
12:00	0	0	1	0	5	1	1	0	0	0	3	0	0	11
12:15	0	3	3	2	8	1	0	0	0	0	1	1	0	19
12:30	0	1	0	0	9	0	0	0	0	0	1	0	0	11
12:45	0	6	1	1	12	1	0	0	0	0	1	1	0	23
<b>H/TOT</b>	<b>0</b>	<b>10</b>	<b>5</b>	<b>3</b>	<b>34</b>	<b>3</b>	<b>1</b>	<b>0</b>	<b>0</b>	<b>0</b>	<b>6</b>	<b>2</b>	<b>0</b>	<b>64</b>
13:00	0	2	1	1	12	2	0	0	0	0	1	0	0	19
13:15	0	8	1	1	11	1	0	0	0	0	2	0	0	24
13:30	0	0	0	0	14	0	0	0	0	0	3	0	0	17
13:45	0	0	0	0	8	1	1	0	0	0	0	0	0	10
<b>H/TOT</b>	<b>0</b>	<b>10</b>	<b>2</b>	<b>2</b>	<b>45</b>	<b>4</b>	<b>1</b>	<b>0</b>	<b>0</b>	<b>0</b>	<b>6</b>	<b>0</b>	<b>0</b>	<b>70</b>
14:00	0	1	0	0	14	2	0	0	0	0	1	0	0	18
14:15	0	6	2	1	12	0	0	0	0	0	1	0	0	22
14:30	0	1	0	0	14	2	0	0	0	0	3	1	0	21
14:45	0	2	1	0	11	0	0	0	0	0	3	0	0	17
<b>H/TOT</b>	<b>0</b>	<b>10</b>	<b>3</b>	<b>1</b>	<b>51</b>	<b>4</b>	<b>0</b>	<b>0</b>	<b>0</b>	<b>0</b>	<b>8</b>	<b>1</b>	<b>0</b>	<b>78</b>
15:00	0	5	2	0	25	2	0	0	0	0	1	1	0	36
15:15	0	4	3	1	6	4	0	0	0	0	4	0	0	22
15:30	0	1	0	0	16	1	0	0	0	0	1	0	0	19
15:45	0	1	0	0	24	3	0	0	0	0	2	0	0	30
<b>H/TOT</b>	<b>0</b>	<b>11</b>	<b>5</b>	<b>1</b>	<b>71</b>	<b>10</b>	<b>0</b>	<b>0</b>	<b>0</b>	<b>0</b>	<b>8</b>	<b>1</b>	<b>0</b>	<b>107</b>
16:00	0	4	3	0	49	0	0	0	0	0	3	0	0	59
16:15	0	3	0	3	46	0	0	0	0	0	4	0	0	56
16:30	0	1	0	1	56	3	0	0	0	0	5	0	0	66
16:45	0	2	0	5	57	6	0	0	0	0	2	0	0	72
<b>H/TOT</b>	<b>0</b>	<b>10</b>	<b>3</b>	<b>9</b>	<b>208</b>	<b>9</b>	<b>0</b>	<b>0</b>	<b>0</b>	<b>0</b>	<b>14</b>	<b>0</b>	<b>0</b>	<b>253</b>
17:00	0	3	0	1	49	13	0	1	0	0	3	0	0	70
17:15	0	5	4	8	99	9	2	0	0	0	5	0	0	132
17:30	0	5	6	1	81	10	0	0	0	0	0	0	0	103
17:45	0	3	2	1	27	3	0	0	0	0	0	0	0	36
<b>H/TOT</b>	<b>0</b>	<b>16</b>	<b>12</b>	<b>11</b>	<b>256</b>	<b>35</b>	<b>2</b>	<b>1</b>	<b>0</b>	<b>0</b>	<b>8</b>	<b>0</b>	<b>0</b>	<b>341</b>
18:00	0	0	3	2	34	1	0	0	0	0	0	0	0	40
18:15	0	0	6	2	24	0	0	0	0	0	0	0	0	32
<b>HH/TOT</b>	<b>0</b>	<b>0</b>	<b>9</b>	<b>4</b>	<b>58</b>	<b>1</b>	<b>0</b>	<b>0</b>	<b>0</b>	<b>0</b>	<b>0</b>	<b>0</b>	<b>0</b>	<b>72</b>
<b>P/TOT</b>	<b>1</b>	<b>78</b>	<b>53</b>	<b>37</b>	<b>843</b>	<b>76</b>	<b>4</b>	<b>1</b>	<b>0</b>	<b>0</b>	<b>70</b>	<b>10</b>	<b>0</b>	<b>1173</b>

# Appendix 3

**CLASSIFIED COUNTS**



**JOB REF:** 24786

**JOB NAME:** BATH UNI

**SITE:** 2

**DATE:** 19/11/2019

**LOCATION:** BATHWICK HILL

**DAY:** TUESDAY

TIME	INBOUND			OUTBOUND			BUS DATA		GENUINE	
	PED CHILD	PED ADULT	PCL	PED CHILD	PED ADULT	PCL	BOARDING	ALIGHTING	TO UNIVERSITY	FROM UNIVERSITY
07:30	0	35	5	0	4	0	0	12	23	4
07:45	0	30	14	0	3	0	0	14	16	3
<b>HH/TOT</b>	<b>0</b>	<b>65</b>	<b>19</b>	<b>0</b>	<b>7</b>	<b>0</b>	<b>0</b>	<b>26</b>	<b>39</b>	<b>7</b>
08:00	0	45	13	0	3	0	1	20	25	2
08:15	0	53	8	0	1	0	0	45	8	1
08:30	0	83	16	0	2	1	0	59	24	2
08:45	0	199	27	0	3	0	3	180	19	0
<b>H/TOT</b>	<b>0</b>	<b>380</b>	<b>64</b>	<b>0</b>	<b>9</b>	<b>1</b>	<b>4</b>	<b>304</b>	<b>76</b>	<b>5</b>
09:00	0	317	29	0	3	0	0	255	62	3
09:15	0	175	16	0	7	0	1	77	98	6
09:30	2	118	12	0	6	0	1	85	33	5
09:45	1	115	15	0	2	1	2	71	44	0
<b>H/TOT</b>	<b>3</b>	<b>725</b>	<b>72</b>	<b>0</b>	<b>18</b>	<b>1</b>	<b>4</b>	<b>488</b>	<b>237</b>	<b>14</b>
10:00	1	123	20	0	7	0	2	104	19	5
10:15	0	47	5	0	12	0	1	34	13	11
10:30	0	57	1	0	7	1	3	45	12	4
10:45	0	64	4	0	7	1	1	51	13	6
<b>H/TOT</b>	<b>1</b>	<b>291</b>	<b>30</b>	<b>0</b>	<b>33</b>	<b>2</b>	<b>7</b>	<b>234</b>	<b>57</b>	<b>26</b>
11:00	0	94	8	0	8	2	3	73	21	5
11:15	0	29	5	0	7	1	1	22	7	6
11:30	0	47	2	0	13	0	2	33	14	11
11:45	0	51	4	1	8	1	1	27	24	7
<b>H/TOT</b>	<b>0</b>	<b>221</b>	<b>19</b>	<b>1</b>	<b>36</b>	<b>4</b>	<b>7</b>	<b>155</b>	<b>66</b>	<b>29</b>
12:00	0	44	6	0	14	2	4	24	20	10
12:15	1	15	2	0	12	1	4	12	3	8
12:30	0	27	1	0	13	1	0	17	10	13
12:45	0	36	2	0	11	1	1	20	16	10
<b>H/TOT</b>	<b>1</b>	<b>122</b>	<b>11</b>	<b>0</b>	<b>50</b>	<b>5</b>	<b>9</b>	<b>73</b>	<b>49</b>	<b>41</b>
13:00	0	36	1	0	20	4	0	24	12	20
13:15	0	25	3	0	12	2	1	7	18	11
13:30	0	26	1	0	7	2	2	16	10	5
13:45	0	30	3	0	4	2	0	21	9	4
<b>H/TOT</b>	<b>0</b>	<b>117</b>	<b>8</b>	<b>0</b>	<b>43</b>	<b>10</b>	<b>3</b>	<b>68</b>	<b>49</b>	<b>40</b>
14:00	0	64	1	0	17	2	2	52	12	15
14:15	0	14	1	0	25	1	5	8	6	20
14:30	0	12	1	0	16	2	5	11	1	11
14:45	0	14	0	0	19	1	16	6	8	3
<b>H/TOT</b>	<b>0</b>	<b>104</b>	<b>3</b>	<b>0</b>	<b>77</b>	<b>6</b>	<b>28</b>	<b>77</b>	<b>27</b>	<b>49</b>
15:00	0	9	1	0	30	3	4	4	5	26
15:15	0	19	0	0	37	13	3	14	5	34
15:30	0	13	3	0	21	4	13	4	9	8
15:45	0	14	1	1	26	5	10	5	9	16
<b>H/TOT</b>	<b>0</b>	<b>55</b>	<b>5</b>	<b>1</b>	<b>114</b>	<b>25</b>	<b>30</b>	<b>27</b>	<b>28</b>	<b>84</b>
16:00	0	7	0	0	52	11	6	5	2	46
16:15	0	7	1	0	43	6	8	4	3	35
16:30	0	8	0	0	26	10	7	3	5	19
16:45	0	9	1	0	20	7	7	8	1	13
<b>H/TOT</b>	<b>0</b>	<b>31</b>	<b>2</b>	<b>0</b>	<b>141</b>	<b>34</b>	<b>28</b>	<b>20</b>	<b>11</b>	<b>113</b>
17:00	0	14	0	0	43	10	6	6	8	37
17:15	0	3	0	0	56	20	15	3	0	41
17:30	0	3	2	0	31	13	3	3	0	28
17:45	0	4	0	0	32	11	7	3	1	25
<b>H/TOT</b>	<b>0</b>	<b>24</b>	<b>2</b>	<b>0</b>	<b>162</b>	<b>54</b>	<b>31</b>	<b>15</b>	<b>9</b>	<b>131</b>
18:00	0	1	1	0	49	11	11	1	0	38
18:15	0	3	1	0	48	3	5	1	2	43
<b>HH/TOT</b>	<b>0</b>	<b>4</b>	<b>2</b>	<b>0</b>	<b>97</b>	<b>14</b>	<b>16</b>	<b>2</b>	<b>2</b>	<b>81</b>
<b>P/TOT</b>	<b>5</b>	<b>2139</b>	<b>237</b>	<b>2</b>	<b>787</b>	<b>156</b>	<b>167</b>	<b>1489</b>	<b>650</b>	<b>620</b>

# Appendix 4

**PARKING BEATS**



**JOB REF:** 24786

**DATE:** 19/11/2019

**JOB NAME:** BATH UNI

**DAY:** TUESDAY

TIME	CAR PARK														
	WEST								EAST						
	PERMIT	PERMIT OUT OF USE	DISABLED	VISITOR - OUT OF USE	RESERVED	ELECTRIC	CAR SHARE	OVERFLOW	PERMIT	DISABLED	RESERVED	VISITOR	ELECTRIC VEHICLE	CAR SHARE	ELECTRIC
<b>TOTAL SPACES</b>	<b>464</b>	<b>N/A</b>	<b>10</b>	<b>N/A</b>	<b>44</b>	<b>12</b>	<b>6</b>	<b>120</b>	<b>470</b>	<b>9</b>	<b>20</b>	<b>6</b>	<b>7</b>	<b>7</b>	<b>1</b>
07:30	66	0	1	0	1	0	0	7	126	1	2	2	0	0	0
08:00	111	0	1	0	5	3	2	25	250	1	3	3	2	3	0
09:00	350	0	3	0	12	6	6	80	465	1	2	4	5	5	1
10:00	420	0	4	0	30	6	6	100	468	2	5	4	5	6	1
11:00	428	0	4	0	32	7	6	105	468	3	4	5	7	5	0
12:00	435	0	8	0	31	8	6	120	470	3	4	6	5	6	1
13:00	458	0	8	0	30	10	6	120	465	4	5	6	6	7	1
14:00	462	0	7	0	28	11	6	120	461	6	5	6	6	7	1
15:00	394	0	6	0	20	11	6	99	411	5	7	6	6	7	1
16:00	311	0	4	0	15	10	6	81	358	4	8	5	6	7	1
17:00	292	0	4	0	12	9	4	79	245	4	7	4	5	7	1
18:00	182	0	6	0	11	8	5	51	205	5	5	3	5	6	0
18:30	100	0	5	0	4	3	5	30	180	3	6	3	4	6	0

TIME	CAR PARK													
	EAST CAR PARK EXTENSION					EAST CAR PARK OVERFLOW		SOUTH CAR PARK A	SOUTH CAR PARK B			SOUTH CAR PARK G		
	PERMIT	P&D	SU	RESERVED	OTHER	PERMIT	OTHER	P&D	PERMIT	PERMIT OUT OF USE	OTHER	P&D	DISABLED	OTHER
<b>TOTAL SPACES</b>	<b>61</b>	<b>131</b>	<b>7</b>	<b>2</b>	<b>0</b>	<b>208</b>	<b>0</b>	<b>156</b>	<b>110</b>	<b>1</b>	<b>0</b>	<b>61</b>	<b>5</b>	<b>0</b>
07:30	5	8	5	0	0	2	0	53	9	0	0	40	0	0
08:00	30	25	5	0	0	5	0	83	43	0	0	43	0	0
09:00	61	93	5	0	0	18	0	143	80	0	0	50	2	0
10:00	61	131	5	1	0	162	0	156	102	0	0	58	1	0
11:00	61	131	5	1	0	178	0	156	108	0	0	57	1	0
12:00	61	131	5	2	0	180	0	156	110	0	0	60	1	0
13:00	61	130	5	2	0	177	0	156	107	0	0	56	0	0
14:00	61	131	5	2	0	180	0	156	106	0	0	57	0	0
15:00	52	121	5	2	0	154	0	156	95	0	0	60	0	0
16:00	47	102	5	2	0	126	0	154	74	0	0	59	0	0
17:00	40	93	5	2	0	95	0	153	64	0	0	60	0	0
18:00	25	70	5	2	0	75	0	138	50	0	0	57	0	0
18:30	15	61	5	2	0	57	0	125	37	0	0	51	0	0

PARKING BEATS



JOB REF: 24786

DATE: 19/11/2019

JOB NAME: BATH UNI

DAY: TUESDAY

TIME	ADDITIONAL PARKING AREAS												
	8W		POLDEN COURT			WESTWOOD		WEST WESSEX HOUSE (UNDER DECK)		NORTH CAR PARK J - CONTAINERS TAKING UP SPACES			
	DISABLED	OTHER	UNDER CONS.	DISABLED	OTHER	LOADING	PICK UP / DROP OFF	PERMIT	OTHER	PERMIT	DISABLED	RESERVED	OTHER
TOTAL SPACES	3	0	0	4	0	0	2	7	0	26	0	3	0
07:30	1	0	0	0	0	0	0	1	0	2	0	0	0
18:30	2	0	0	0	0	0	0	2	0	8	0	0	0

TIME	ADDITIONAL PARKING AREAS												
	3WN		BRENDON COURT		NORTH CAR PARK K			1WN			NORTH CAR PARK L		
	DISABLED	OTHER	DISABLED	OTHER	PERMIT	RESERVED	OTHER	RESERVED	DISABLED	OTHER	PERMIT	DISABLED	RESERVED
TOTAL SPACES	2	0	3	0	47	12	0	2	1	0	7	1	5
07:30	0	0	0	0	9	1	0	0	0	0	6	0	1
18:30	0	0	0	0	15	1	0	0	1	0	5	0	0

TIME	ADDITIONAL PARKING AREAS									
	EASTWOOD			MARLBOROUGH COURT		THE QUADS			SOLSBURY COURT	
	DISABLED	LOADING	OTHER	DISABLED	OTHER	DISABLED	LOADING	OTHER	DISABLED (1 NOT IN USE)	OTHER
TOTAL SPACES	2	9	0	3	0	10	2	0	5	0
07:30	0	0	0	0	0	0	0	0	0	0
18:30	0	1	0	0	0	0	0	0	0	0

TIME	ADDITIONAL PARKING AREAS											
	CHANCELLORS BUILDING				BOLIER HOUSE SLIP		1W			4E		
	PERMIT	RESERVED	VISITOR ETC	OTHER	PERMIT	OTHER	RESERVED	DISABLED	OTHER	CONTRACTOR (2 NOT IN USE)	DISABLED	OTHER
TOTAL SPACES	12	1	3	0	9	0	0	1	0	2	3	0
07:30	7	1	0	0	0	0	0	0	0	2	0	0
18:30	2	0	0	0	0	0	0	0	0	2	0	0

TIME	ADDITIONAL PARKING AREAS											
	4F - NOT IN USE			UNDER DECK					4W - BUILDING WORK			
	PERMIT	DISABLED	OTHER	DISABLED	RESERVED	ELECTRIC	CONTRACTOR	OTHER	DISABLED	RESERVED	VISITOR	OTHER
TOTAL SPACES	N/A	N/A	N/A	5	31	1	3	5	0	1	0	0
07:30	N/A	N/A	N/A	0	12	0	1	1	0	1	0	0
18:30	N/A	N/A	N/A	0	13	0	0	0	0	1	0	0

TIME	ADDITIONAL PARKING AREAS										
	15		SOUTH CAR PARK C					SOUTH CAR PARK D (SPACES NOT MARKED OUT)			
	DISABLED	OTHER	PERMIT (15 NOT IN USE)	DISABLED	RESERVED	VISITOR	OTHER	PERMIT	DISABLED	RESERVED	OTHER
TOTAL SPACES	2	0	37	2	4	2	0	39	1	0	0
07:30	0	0	13	0	0	0	0	8	1	0	0
18:30	0	0	15	0	0	1	0	16	1	0	0

# Appendix 5



**BUS STOP SURVEYS**



**JOB REF: 24786**

**JOB NAME: BATH UNIVERSITY**

**DATE: 29/11/2019**

**LOCATION: BATHWICK HILL**

**DAY: TUESDAY**

Service No.	Registration No.	Direction	Type	Operator	Arrival Time	Departure / Passing Time	On Board (On Arrival)	Boarding	Alighting	Residual Queue
MISSED	YX62DWO	FROM UNI	S	FIRST	DNS	07:28	0	0	0	0
U1	SV05DXY	FROM UNI	B	FIRST	DNS	09:08	4	0	0	0
U1	SV05DXY	FROM UNI	B	FIRST	09:40	09:40	0	0	0	0
U3	BJ10VGG	FROM UNI	S	FIRST	DNS	11:19	27	0	0	0
U1	WX55HWC	FROM UNI	B	FIRST	DNS	13:14	51	0	0	0
U1	LK53LZD	FROM UNI	D	FIRST	07:45	07:46	3	0	0	0
U3	YX66WEW	FROM UNI	D	FIRST	DNS	07:38	1	0	0	0
U3	YX66WFB	FROM UNI	D	FIRST	DNS	07:43	0	0	0	0
U3	YX66WEP	FROM UNI	D	FIRST	DNS	07:50	0	0	0	0
U1	SK52USH	FROM UNI	D	FIRST	DNS	07:53	0	0	0	0
U1	YX66WFA	FROM UNI	D	FIRST	DNS	07:56	0	0	0	0
U1	BX12CVM	FROM UNI	D	FARESAVER	DNS	08:06	MISSED	0	0	0
U1	SV05DXY	FROM UNI	B	FIRST	DNS	08:07	MISSED	0	0	0
U1	4BDE	FROM UNI	S	MISSED	DNS	08:14	MISSED	0	0	0
U1	WX55HWD	FROM UNI	B	FIRST	DNS	08:15	MISSED	0	0	0
MISSED	8LNP	FROM UNI	S	MISSED	DNS	08:15	MISSED	0	0	0
U1	WX55HWE	FROM UNI	B	FIRST	08:03	08:05	2	0	0	0
U3	BJ11EBM	FROM UNI	D	FARESAVER	08:06	08:06	2	1	0	0
U1	SV05DXK	FROM UNI	B	FIRST	DNS	08:08	2	0	0	0
U3	YN07LDX	FROM UNI	S	ARLEEN	DNS	08:18	0	0	0	0
U3	YX66WEW	FROM UNI	D	FIRST	DNS	08:16	2	0	0	0
U1	SK52USH	FROM UNI	D	FIRST	DNS	08:23	0	0	0	0
U1	BX12CVM	FROM UNI	D	FARESAVER	DNS	08:34	MISSED	0	0	0
U3	YX66WEP	FROM UNI	D	FIRST	08:27	08:27	0	0	0	0
U1	SV05DXK	FROM UNI	B	FIRST	DNS	08:32	1	0	0	0
U1	LK53LZD	FROM UNI	D	FIRST	DNS	08:32	1	0	0	0
U1	WX55HWC	FROM UNI	B	FIRST	DNS	08:42	0	0	0	0
MISSED	YX62DWO	FROM UNI	S	FIRST	DNS	08:42	MISSED	0	0	0
U1	WX55HWD	FROM UNI	B	FIRST	DNS	08:47	MISSED	0	0	0
U3	YX66WFB	FROM UNI	D	FIRST	DNS	08:32	0	0	0	0
U1	SV05DXY	FROM UNI	B	FIRST	DNS	08:38	0	0	0	0
U1	YX66WFA	FROM UNI	D	FIRST	DNS	08:34	0	0	0	0
U3	YX66WEO	FROM UNI	D	FIRST	DNS	08:47	0	0	0	0
U3	BJ11EBM	FROM UNI	D	FARESAVER	08:49	08:49	1	1	0	0
U3	YX66WFC	FROM UNI	D	FIRST	DNS	08:53	0	0	0	0
U1	SK52USH	FROM UNI	D	FIRST	DNS	08:56	1	0	0	0
U3	YN07LDX	FROM UNI	S	ARLEEN	DNS	09:01	1	0	0	0
U3	YX66WEU	FROM UNI	D	FIRST	DNS	09:01	1	0	0	0
MISSED	YES2FHF	FROM UNI	D	FIRST	DNS	09:08	MISSED	0	0	0
U1	SV05DXK	FROM UNI	B	FIRST	DNS	09:03	0	0	0	0
NO NUMBER	PSU630	FROM UNI	D	FARESAVER	DNS	09:07	0	0	0	0
YTL	8NLP	FROM UNI	S	MISSED	DNS	09:14	MISSED	0	0	0
U1	SC05DXK	FROM UNI	B	FIRST	DNS	09:07	0	0	0	0
U1	WX55HWC	FROM UNI	B	FIRST	DNS	09:09	0	0	0	0
U3	YX66WEW	FROM UNI	D	FIRST	DNS	09:13	3	0	0	0
U3	YX66WEP	FROM UNI	D	FIRST	DNS	09:14	0	0	0	0
U1	BX12CVM	FROM UNI	D	FARESAVER	DNS	09:15	0	0	0	0
U1	LK53LZD	FROM UNI	D	FIRST	DNS	09:18	0	0	0	0
U3	MX05CLF	FROM UNI	S	FIRST	DNS	09:20	2	0	0	0
U3	YX66WFB	FROM UNI	D	FIRST	DNS	09:20	0	0	0	0
U1	WX55HWD	FROM UNI	B	FIRST	DNS	09:23	8	0	0	0
U1	SK52USH	FROM UNI	D	FIRST	DNS	09:23	0	0	0	0
U1	YX66WFA	FROM UNI	D	FIRST	DNS	09:24	0	0	0	0
U1	LK53LYJ	FROM UNI	D	FIRST	DNS	09:29	MISSED	0	0	0
U1	BJ10VBC	FROM UNI	S	FIRST	DNS	09:28	0	0	0	0
U1	WX55HWE	FROM UNI	B	FIRST	09:29	09:29	5	1	0	0
U3	SF05KUH	FROM UNI	B	FIRST	DNS	09:27	0	0	0	0
U3	YX66WEO	FROM UNI	D	FIRST	DNS	09:29	0	0	0	0
U3	BJ10VGG	FROM UNI	S	FIRST	DNS	09:30	0	0	0	0
U1	SV05DXK	FROM UNI	B	FIRST	DNS	09:36	2	0	0	0
U1	TPR354	FROM UNI	D	FIRST	09:36	09:36	0	1	0	0
U1	BX12CVM	FROM UNI	D	FARESAVER	DNS	09:37	0	0	0	0
U1	SV05DXR	FROM UNI	B	FIRST	DNS	09:39	0	0	0	0
U1	WR03ZBC	FROM UNI	D	FIRST	DNS	09:42	0	0	0	0
U3	BJ11EBM	FROM UNI	D	FARESAVER	DNS	09:39	4	0	0	0
MISSED	SF54	FROM UNI	D	MISSED	DNS	09:44	MISSED	0	0	0
U3	YX66WFC	FROM UNI	D	FIRST	DNS	09:42	0	0	0	0
U1	WX55HWE	FROM UNI	B	FIRST	09:48	09:48	3	1	0	0
U3	YN07LDX	FROM UNI	S	ARLEEN	DNS	09:45	0	0	0	0
U3	SV05DXS	FROM UNI	B	FIRST	DNS	09:48	2	0	0	0
U1	SK52USH	FROM UNI	D	FIRST	DNS	09:53	0	0	0	0
U3	YX66WEU	FROM UNI	D	FIRST	DNS	09:52	4	0	0	0
U1	WX55HWD	FROM UNI	B	FIRST	09:55	09:55	2	1	0	0
U1	BX12CVM	FROM UNI	D	FARESAVER	09:57	09:58	0	0	0	0
MISSED	YX66WEP	FROM UNI	D	FIRST	DNS	09:58	MISSED	0	0	0
U1	WX55HWE	FROM UNI	B	FIRST	DNS	09:58	1	0	0	0
U1	SV05DXK	FROM UNI	B	FIRST	10:02	10:02	5	2	0	0
U1	SV05DXK	FROM UNI	B	FIRST	DNS	10:01	2	0	0	0
U3	YES2FHF	FROM UNI	D	FIRST	DNS	10:05	0	0	0	0
U1	LA53LZD	FROM UNI	D	FIRST	DNS	10:06	1	0	0	0

**BUS STOP SURVEYS**



**JOB REF: 24786**

**JOB NAME: BATH UNIVERSITY**

**DATE: 29/11/2019**

**LOCATION: BATHWICK HILL**

**DAY: TUESDAY**

Service No.	Registration No.	Direction	Type	Operator	Arrival Time	Departure / Passing Time	On Board (On Arrival)	Boarding	Alighting	Residual Queue
U3	MX05CLF	FROM UNI	S	FIRST	DNS	10:06	2	0	0	0
MISSED	SV05DXY	FROM UNI	B	FIRST	DNS	10:09		0	0	0
U1	SV05DXY	FROM UNI	B	FIRST	DNS	10:09	0	0	0	0
U1	BJ10VGC	FROM UNI	S	FIRST	DNS	10:09	0	0	0	0
U3	YX66WFB	FROM UNI	D	FIRST	DNS	10:11	0	0	0	0
U3	SF05KUH	FROM UNI	B	FIRST	DNS	10:14	2	0	0	0
U1	YX66WFA	FROM UNI	D	FIRST	DNS	10:14	18	0	0	0
U1	LK53LYJ	FROM UNI	D	FIRST	DNS	10:18	12	0	0	0
U3	YX66WEO	FROM UNI	D	FIRST	10:18	10:18	10	1	0	0
U3	SV05DXR	FROM UNI	B	FIRST	DNS	10:24	0	0	0	0
U3	WX55HWD	FROM UNI	B	FIRST	DNS	10:24	0	0	0	0
U1	WX55HWC	FROM UNI	B	FIRST	DNS	10:25	7	0	0	0
U3	BJ10VGG	FROM UNI	S	FIRST	DNS	10:25	6	0	0	0
U3	YN07LDX	FROM UNI	S	ARLEEN	DNS	10:24	0	0	0	0
U1	SK52USM	FROM UNI	D	FIRST	DNS	10:28	1	0	0	0
U3	BJ11EBM	FROM UNI	D	FARESAVER	DNS	10:29	0	0	0	0
U1	TPR354	FROM UNI	D	FIRST	10:31	10:31	5	1	0	0
U3	SV05DXY	FROM UNI	B	FIRST	DNS	10:32	0	0	0	0
U3	YX66WFC	FROM UNI	D	FIRST	DNS	10:31	1	0	0	0
U1	WR03ZBC	FROM UNI	D	FIRST	DNS	10:35	1	0	0	0
U1	WX55HWE	FROM UNI	B	FIRST	DNS	10:38	6	0	0	0
U3	SV05DXS	FROM UNI	B	FIRST	10:38	10:38	1	1	0	0
U1	SV55DXK	FROM UNI	B	FIRST	DNS	10:40	9	0	0	0
U3	YX66WFX	FROM UNI	D	FIRST	DNS	10:39	0	0	0	0
U1	BX12CVM	FROM UNI	D	FARESAVER	DNS	10:40	0	0	0	0
U1	WX55HWB	FROM UNI	B	FIRST	10:44	10:44	7	1	0	0
U2	YES2FHF	FROM UNI	D	FIRST	DNS	10:48	0	0	0	0
U3	YX66WEW	FROM UNI	D	FIRST	DNS	10:48	0	0	0	0
U3	SV05DXT	FROM UNI	B	FIRST	10:53	10:53	2	1	0	0
U3	BJ10VGC	FROM UNI	S	FIRST	DNS	10:54	4	0	0	0
U1	YX66WEP	FROM UNI	D	FIRST	DNS	10:56	7	0	0	0
U1	LK53LZD	FROM UNI	D	FIRST	11:00	11:01	11	1	0	0
U1	YX66WEO	FROM UNI	D	FIRST	DNS	11:09	0	0	0	0
U1	MX05CLF	FROM UNI	S	FIRST	11:02	11:02	3	1	0	0
U1	YX66WFA	FROM UNI	D	FIRST	11:06	11:06	4	1	0	0
U1	SF05KUH	FROM UNI	B	FIRST	DNS	11:05	1	0	0	0
175	9HYV	FROM UNI	S	MISSED	DNS	11:13	MISSED	0	0	0
NO NUMBER	LK53LYJ	FROM UNI	D	FIRST	DNS	11:14	42	0	0	0
U1	WX55HWC	FROM UNI	B	FIRST	11:24	11:24	27	1	0	0
U3	YX66WFC	FROM UNI	D	FIRST	DNS	11:25	6	0	0	0
U1	TPR354	FROM UNI	D	FIRST	DNS	11:27	14	0	0	0
U3	YX66WEW	FROM UNI	D	FIRST	DNS	11:32	5	0	0	0
U3	YX66WEW	FROM UNI	D	FIRST	DNS	11:39	MISSED	0	0	0
U1	WX55HWB	FROM UNI	B	FIRST	DNS	11:39	MISSED	0	0	0
U1	WX55HWE	FROM UNI	B	FIRST	11:39	11:40	22	2	0	0
U3	YX66WEP	FROM UNI	D	FIRST	DNS	11:47	4	0	0	0
YTL	8LNN	FROM UNI	S	MISSED	DNS	11:50	MISSED	0	0	0
U1	SV05DXY	FROM UNI	B	FIRST	11:47	11:48	8	1	0	0
U1	LK53LZD	FROM UNI	D	FIRST	DNS	11:57	16	0	0	0
94	4DWZ	FROM UNI	S	LIBRA	DNS	12:00	MISSED	0	0	0
U3	MX05CLF	FROM UNI	S	FIRST	DNS	11:55	10	0	0	0
U3	SF05KUH	FROM UNI	B	FIRST	12:01	12:01	6	1	0	0
MISSED	YX62DWO	FROM UNI	S	FIRST	DNS	12:08	MISSED	0	0	0
U1	YX66WFA	FROM UNI	D	FIRST	DNS	12:01	9	0	0	0
U3	YX66WEO	FROM UNI	D	FIRST	12:08	12:08	17	0	0	0
U1	LK53LYJ	FROM UNI	D	FIRST	12:09	12:09	21	1	0	0
U3	BJ10VGG	FROM UNI	S	FIRST	12:14	12:14	15	2	0	0
U2	YX66WFB	FROM UNI	D	FIRST	DNS	12:14	0	0	0	0
U1	WX55HWC	FROM UNI	B	FIRST	12:17	12:17	21	1	0	0
U3	YX66WFC	FROM UNI	D	FIRST	DNS	12:20	14	0	0	0
MISSED	8LNP	FROM UNI	S	MISSED	DNS	12:28	MISSED	0	0	0
U1	TPR354	FROM UNI	D	FIRST	12:22	12:23	28	3	0	0
U1	WX55HWB	FROM UNI	B	FIRST	DNS	12:32	0	0	0	0
U3	MX05CLF	FROM UNI	S	FIRST	12:30	12:31	2	0	0	0
U3	YX66WEU	FROM UNI	D	FIRST	DNS	12:29	13	0	0	0
U1	WX55HWE	FROM UNI	B	FIRST	DNS	12:37	27	0	0	0
U3	YX66WEP	FROM UNI	D	FIRST	12:44	12:45	15	1	0	0
U1	SV05DXT	FROM UNI	B	FIRST	DNS	12:45	0	0	0	0
U1	LK53LZD	FROM UNI	D	FIRST	DNS	12:51	32	0	0	0
U3	SF05KUH	FROM UNI	B	FIRST	DNS	12:57	3	0	0	0
U1	YX66WFA	FROM UNI	D	FIRST	DNS	13:04	37	0	0	0
U3	YX66WEO	FROM UNI	D	FIRST	DNS	13:04	29	0	0	0
U1	LK53LYJ	FROM UNI	D	FIRST	DNS	13:05	29	0	0	0
U3	WX54XDJ	FROM UNI	S	FIRST	DNS	13:11	6	0	0	0
U3	YX66WFC	FROM UNI	D	FIRST	DNS	13:16	43	0	0	0
U1	TPR354	FROM UNI	D	FIRST	13:19	13:20	35	1	0	0
U1	WX55HWE	FROM UNI	B	FIRST	DNS	13:26	39	0	0	0
U3	YX66WEU	FROM UNI	D	FIRST	DNS	13:25	40	0	0	0
U3	YX66WEW	FROM UNI	D	FIRST	DNS	13:32	18	0	0	0
MISSED	8LNP	FROM UNI	S	MISSED	DNS	13:28	MISSED	0	0	0

**BUS STOP SURVEYS**



**JOB REF: 24786**

**JOB NAME: BATH UNIVERSITY**

**DATE: 29/11/2019**

**LOCATION: BATHWICK HILL**

**DAY: TUESDAY**

Service No.	Registration No.	Direction	Type	Operator	Arrival Time	Departure / Passing Time	On Board (On Arrival)	Boarding	Alighting	Residual Queue
U1	WX55HWB	FROM UNI	B	FIRST	13:33	13:33	15	2	0	0
U1	SV05DXT	FROM UNI	B	FIRST	DNS	13:40	23	0	0	0
U3	MX05CLF	FROM UNI	S	FIRST	DNS	13:45	7	0	0	0
U1	LK53LZD	FROM UNI	D	FIRST	DNS	13:46	32	0	0	0
MISSED	8LNN	FROM UNI	S	MISSED	DNS	13:49	MISSED	0	0	0
94	4DWZ	FROM UNI	S	LIBRA	DNS	13:49	MISSED	0	0	0
U3	SF05KUH	FROM UNI	B	FIRST	DNS	13:52	9	0	0	0
U3	YX66WEP	FROM UNI	D	FIRST	13:52	13:53	2	0	0	0
U1	YX66WFA	FROM UNI	D	FIRST	DNS	13:54	20	0	0	0
U3	YX66WEO	FROM UNI	D	FIRST	14:00	14:00	25	2	0	0
U1	LK53LYJ	FROM UNI	D	FIRST	DNS	14:05	24	0	0	0
U3	BJ10VGG	FROM UNI	S	FIRST	DNS	14:06	21	0	0	0
U3	YX66WFC	FROM UNI	D	FIRST	DNS	14:13	17	0	0	0
MISSED	YX62DWO	FROM UNI	S	FIRST	DNS	14:07	MISSED	0	0	0
U1	TPR354	FROM UNI	D	FIRST	DNS	14:14	41	0	0	0
U1	WX55HWC	FROM UNI	B	FIRST	DNS	14:20	48	0	0	0
U3	YX66WEU	FROM UNI	D	FIRST	DNS	14:20	13	0	0	0
U3	YX66WEW	FROM UNI	D	FIRST	DNS	14:28	24	0	0	0
U1	WX55HWE	FROM UNI	B	FIRST	14:21	14:21	40	5	0	0
U1	WX55HWB	FROM UNI	B	FIRST	14:31	14:32	21	3	0	0
U1	SV05DXT	FROM UNI	B	FIRST	14:35	14:35	19	1	0	0
U3	YX66WEP	FROM UNI	D	FIRST	14:37	14:37	7	1	0	0
U3	MX05CLF	FROM UNI	S	FIRST	DNS	14:42	12	0	0	0
U1	LK53LZD	FROM UNI	D	FIRST	14:45	14:45	26	2	0	0
U3	SF05KUX	FROM UNI	B	FIRST	14:48	14:48	10	1	0	0
U1	YX66WFA	FROM UNI	D	FIRST	14:51	14:52	23	13	0	0
U1	WX55HWC	FROM UNI	B	FIRST	DNS	14:59	0	0	0	0
U3	YX66WEO	FROM UNI	D	FIRST	DNS	14:55	21	0	0	0
U1	LK53LYJ	FROM UNI	D	FIRST	DNS	14:58	18	0	0	0
U3	BJ10VGG	FROM UNI	S	FIRST	15:03	15:04	22	1	0	0
U3	YX66WFC	FROM UNI	D	FIRST	15:11	15:11	53	3	0	0
U1	TPR354	FROM UNI	D	FIRST	15:14	15:15	53	1	0	0
U3	YX66WEU	FROM UNI	D	FIRST	DNS	15:18	53	0	0	0
U1	WX55HWE	FROM UNI	B	FIRST	DNS	15:19	51	0	0	0
U3	YX66WEW	FROM UNI	D	FIRST	DNS	15:24	50	0	0	0
U1	WX55HWB	FROM UNI	B	FIRST	15:27	15:28	39	2	0	0
U3	YX66WEP	FROM UNI	D	FIRST	15:30	15:31	26	7	0	0
237	3ZVP	FROM UNI	S	MISSED	DNS	15:30	MISSED	0	0	0
X86	4BFN	FROM UNI	S	MISSED	DNS	15:31	MISSED	0	0	0
X86	H527	FROM UNI	S	MISSED	DNS	15:31	MISSED	0	0	0
U1	SV05DXT	FROM UNI	B	FIRST	15:33	15:33	38	2	0	0
U3	MX05CLF	FROM UNI	S	FIRST	15:37	15:37	21	1	0	0
U1	LK53LZD	FROM UNI	D	FIRST	15:39	15:39	32	1	0	0
U3	SF05KUH	FROM UNI	B	FIRST	15:42	15:42	8	2	0	0
U3	YX66WEO	FROM UNI	D	FIRST	15:50	15:50	23	2	0	0
U3	YX66WFC	FROM UNI	D	FIRST	15:58	15:59	1	2	0	0
U1	W119CWR	FROM UNI	B	FIRST	15:51	15:52	37	1	0	0
U3	BJ10VGG	FROM UNI	S	FIRST	DNS	15:57	28	0	0	0
U1	LK53LDJ	FROM UNI	D	FIRST	15:58	15:58	21	5	0	0
U3	YX66WFC	FROM UNI	D	FIRST	DNS	16:01	MISSED	0	0	0
U1	WX55HWC	FROM UNI	B	FIRST	DNS	16:01	30	0	0	0
U3	BX12CVM	FROM UNI	D	FARESAVER	DNS	16:01	33	0	0	0
U3	SV05DXY	FROM UNI	B	FIRST	DNS	16:04	10	0	0	0
U3	YX66WEU	FROM UNI	D	FIRST	16:10	16:10	42	0	0	0
U1	YN07LXD	FROM UNI	S	ARLEEN	16:10	16:10	25	1	0	0
U1	BJ11RBM	FROM UNI	D	FARESAVER	16:11	16:12	60	3	0	0
U1	TPR354	FROM UNI	D	FIRST	16:13	16:13	39	2	0	0
U1	WX55HWE	FROM UNI	B	FIRST	16:18	16:18	58	3	0	0
U3	YX66WEW	FROM UNI	D	FIRST	DNS	16:15	MISSED	0	0	0
U3	SV05DXS	FROM UNI	B	FIRST	16:21	16:21	60	2	0	0
U1	WX55HWB	FROM UNI	B	FIRST	16:20	16:20	55	1	0	0
U3	MX05CLF	FROM UNI	S	FIRST	DNS	16:29	27	0	0	0
U3	YX66WEP	FROM UNI	D	FIRST	16:26	16:26	50	1	0	0
U1	SV05DXT	FROM UNI	B	FIRST	16:28	16:28	29	1	0	0
U3	SV05DXR	FROM UNI	B	FIRST	16:34	16:35	52	1	0	0
U1	SV05DXR	FROM UNI	B	FIRST	16:34	16:35	60	1	0	0
U1	WR03ZBC	FROM UNI	D	FIRST	16:36	16:36	54	1	0	0
U3	SF05KUH	FROM UNI	B	FIRST	16:37	16:38	24	3	0	0
U1	LK53LZD	FROM UNI	D	FIRST	16:38	16:38	10	1	0	0
U3	WX55HWD	FROM UNI	B	FIRST	DNS	16:39	30	0	0	0
U1	YX66WFA	FROM UNI	D	FIRST	DNS	16:43	29	0	0	0
U3	YX66WEO	FROM UNI	D	FIRST	16:45	16:45	30	2	0	0
U1	SK52USH	FROM UNI	D	FIRST	16:48	16:48	46	1	0	0
U3	BJ10VGG	FROM UNI	S	FIRST	16:49	16:49	45	1	0	0
U1	W119CWR	FROM UNI	B	FIRST	16:50	16:51	10	2	0	0
U3	YX66WFC	FROM UNI	D	FIRST	DNS	16:52	MISSED	0	0	0
U3	BX12CVM	FROM UNI	D	FARESAVER	DNS	16:52	MISSED	0	0	0
U3	SV05DXY	FROM UNI	B	FIRST	DNS	16:55	MISSED	0	0	0
U1	LK53LYJ	FROM UNI	D	FIRST	16:56	16:56	36	1	0	0
U1	WX55HWC	FROM UNI	B	FIRST	DNS	16:58	7	0	0	0

**BUS STOP SURVEYS**



**JOB REF: 24786**

**JOB NAME: BATH UNIVERSITY**

**DATE: 29/11/2019**

**LOCATION: BATHWICK HILL**

**DAY: TUESDAY**

Service No.	Registration No.	Direction	Type	Operator	Arrival Time	Departure / Passing Time	On Board (On Arrival)	Boarding	Alighting	Residual Queue
U3	YX66WFC	FROM UNI	D	FIRST	DNS	16:59	45	0	0	0
U3	YX66WEW	FROM UNI	D	FIRST	17:04	17:04	45	1	0	0
U1	YM07LDX	FROM UNI	S	FIRST	DNS	17:04	42	0	0	0
U1	BJ11ZBM	FROM UNI	D	FARESAVER	17:06	17:06	24	4	0	0
U1	YE52FHF	FROM UNI	D	FIRST	DNS	17:08	10	0	0	0
U1	TPR354	FROM UNI	D	FIRST	17:13	17:13	32	1	0	0
U3	SV05DXS	FROM UNI	B	FIRST	DNS	17:14	90	0	0	0
U1	WX55HWB	FROM UNI	B	FIRST	DNS	17:16	FULL	0	0	1
U3	YX66WEW	FROM UNI	D	FIRST	17:21	17:21	FULL	5	0	0
U1	WX55HWE	FROM UNI	B	FIRST	17:24	17:24	FULL + 20 STAND	6	0	0
U3	MX05CLF	FROM UNI	S	FIRST	DNS	17:28	FULL + 20 STAND	0	0	3
U1	LK53LZD	FROM UNI	D	FIRST	17:29	17:29	FULL	1	0	0
U3	SV05DXK	FROM UNI	B	FIRST	17:24	17:24	FULL + 30 STAND	2	0	0
U3	SV05DXR	FROM UNI	B	FIRST	17:31	17:31	FULL + 30 STAND	2	0	0
U1	SV05DXT	FROM UNI	B	FIRST	17:28	17:29	FULL + 5 STAND	1	0	0
U3	SF05KUH	FROM UNI	B	FIRST	DNS	17:34	FULL	0	0	0
U3	WX55HWD	FROM UNI	B	FIRST	DNS	17:36	FULL	0	0	0
U3	YX66WEO	FROM UNI	D	FIRST	DNS	17:34	0	0	0	0
U1	W119CWR	FROM UNI	B	FIRST	DNS	17:36	29	0	0	0
U1	WR03ZBC	FROM UNI	D	FIRST	17:38	17:38	27	1	0	0
U1	YX66WFA	FROM UNI	D	FIRST	DNS	17:41	31	0	0	0
U3	BJ10VGG	FROM UNI	S	FIRST	17:45	17:45	25	1	0	0
U3	SV05DXY	FROM UNI	B	FIRST	DNS	17:45	0	0	0	0
U3	YX66WFC	FROM UNI	D	FIRST	DNS	17:48	13	0	0	0
U1	SK52USH	FROM UNI	D	FIRST	17:49	17:49	23	3	0	0
U1	LK53LYJ	FROM UNI	D	FIRST	DNS	17:50	27	0	0	0
U3	YX66WEU	FROM UNI	D	FIRST	DNS	17:52	37	0	0	0
U1	YN07LDX	FROM UNI	S	ARLEEN	DNS	17:52	16	0	0	0
U1	WX55HWC	FROM UNI	B	FIRST	DNS	17:55	7	0	0	0
U1	YE52FHT	FROM UNI	D	ARLEEN	17:56	17:56	26	1	0	0
U3	WX09KCA	FROM UNI	D	FIRST	17:58	17:58	31	2	0	0
U1	BJ11EBM	FROM UNI	D	FARESAVER	DNS	18:00	33	0	0	0
U3	YX66WEW	FROM UNI	D	FIRST	18:02	18:02	39	1	0	0
U3	SV05DXS	FROM UNI	B	FIRST	18:09	18:09	FULL	6	0	0
U1	WX55HWB	FROM UNI	B	FIRST	18:09	18:09	FULL	4	0	0
U3	YX66WEP	FROM UNI	D	FIRST	18:14	18:15	FULL	1	0	0
U3	SV05DXR	FROM UNI	B	FIRST	18:16	18:17	full	1	0	0
U3	MX05CLF	FROM UNI	S	FIRST	DNS	18:17	73	0	0	0
U1	WX55HWE	FROM UNI	B	FIRST	DNS	18:21	81	0	0	0
U3	BJ10VGG	FROM UNI	S	FIRST	18:26	18:27	26	3	0	0
U1	WR03ZBC	FROM UNI	D	FIRST	18:34	18:34	MISSED	1	0	0
U1	SV05DXT	FROM UNI	B	FIRST	DNS	18:31	15	0	0	0
U3	YX66WEO	FROM UNI	D	FIRST	DNS	18:31	91	0	0	0
U1	YX66WFA	FROM UNI	D	FIRST	DNS	18:34	6	0	0	0
U1	W119CWR	FROM UNI	B	FIRST	DNS	18:39	30	0	0	0
U3	YX66WFC	FROM UNI	D	FIRST	18:42	18:42	30	1	0	0
U1	YN07LDX	FROM UNI	S	ARLEEN	dns	18:50	11	0	0	0
U1	WX55HWC	FROM UNI	B	FIRST	18:53	18:53	6	1	0	0
U3	WX09KCA	FROM UNI	D	FIRST	DNS	18:53	29	0	0	0
U3	YX66WEW	TO UNI	D	FIRST	07:26	07:28	68	0	10	0
U1	LK55XKS	TO UNI	D	UNIBUS	DNS	07:30	0	0	0	0
U3	YX66WEP	TO UNI	D	FIRST	07:31	07:32	69	0	3	0
U3	YX66WFB	TO UNI	D	FIRST	07:33	07:33	17	0	4	0
U1	WX55HWD	TO UNI	B	FIRST	07:32	07:32	3	0	2	0
U1	SK52USH	TO UNI	D	FIRST	07:41	07:41	10	0	1	0
U1	YX66WFA	TO UNI	D	FIRST	07:43	07:44	14	0	2	0
U1	SV05DXY	TO UNI	B	FIRST	07:49	07:49	2	0	2	0
U3	BJ11EBM	TO UNI	D	FARESAVER	07:50	07:51	38	0	6	0
U1	WX55HWE	TO UNI	B	FIRST	07:52	07:53	17	0	2	0
U1	SV05DXK	TO UNI	B	FIRST	07:51	07:52	13	0	4	0
U1	BX12CVM	TO UNI	D	FARESAVER	DNS	07:57	0	0	0	0
U1	WX55HWD	TO UNI	B	FIRST	08:02	08:02	9	0	2	0
U3	SV05DXS	TO UNI	B	FIRST	08:05	08:05	52	0	13	0
U3	YX66WEW	TO UNI	D	FIRST	DNS	08:07	19	0	0	0
U3	YN07LDX	TO UNI	S	ARLEEN	08:07	08:07	8	0	4	0
U1	SK52USH	TO UNI	D	FIRST	08:07	08:08	12	0	1	0
U1	SV05DXK	TO UNI	B	FIRST	08:19	08:19	4	0	1	0
U3	YX66WFB	TO UNI	D	FIRST	08:20	08:21	52	0	12	0
U1	LK53LZD	TO UNI	D	FIRST	08:21	08:21	58	0	23	0
U1	SV05DXY	TO UNI	B	FIRST	DNS	08:23	4	0	1	0
U1	WX55HWD	TO UNI	B	FIRST	08:23	08:23	1	0	0	0
U1	YX66WFA	TO UNI	D	FIRST	08:23	08:24	17	0	3	0
U2	PSU630	TO UNI	D	FARESAVER	08:28	08:29	28	0	5	0
U1	BX12CVM	TO UNI	D	FARESAVER	DNS	08:30	0	0	0	0
U1	WX55HWC	TO UNI	B	FIRST	08:34	08:34	56	0	14	0
U3	YX66WEO	TO UNI	D	FIRST	08:34	08:34	73	0	8	0
U3	BJ11EBM	TO UNI	D	FARESAVER	08:38	08:38	77	0	13	0
U3	YX66WFC	TO UNI	D	FIRST	08:40	08:41	68	0	14	0
U1	SK52USH	TO UNI	D	FIRST	08:40	08:41	21	0	10	0
U1	WX55HME	TO UNI	B	FIRST	08:43	08:45	77	0	21	0

**BUS STOP SURVEYS**



**JOB REF: 24786**

**JOB NAME: BATH UNIVERSITY**

**DATE: 29/11/2019**

**LOCATION: BATHWICK HILL**

**DAY: TUESDAY**

Service No.	Registration No.	Direction	Type	Operator	Arrival Time	Departure / Passing Time	On Board (On Arrival)	Boarding	Alighting	Residual Queue
U1	BX12CVM	TO UNI	D	FARESAVER	08:45	08:46	12	0	4	0
U3	YN07LDX	TO UNI	S	ARLEEN	08:46	08:47	81	0	13	0
U3	YX66WEU	TO UNI	D	FIRST	08:49	08:49	101	0	29	0
U1	SV05DXK	TO UNI	B	FIRST	08:49	08:50	24	0	6	0
U1	SC05DXK	TO UNI	B	FIRST	08:49	08:52	99	1	24	0
U1	PSU630	TO UNI	D	FARESAVER	08:52	08:53	17	0	9	0
U1	SV05DXY	TO UNI	B	FIRST	DNS	08:54	5	0	0	0
U1	WX55HWD	TO UNI	B	FIRST	08:56	08:57	76	1	27	0
U3	YX66WEW	TO UNI	D	FIRST	08:58	08:59	102	0	47	0
U3	YX66WEP	TO UNI	D	FIRST	09:00	09:01	96	0	28	0
U1	BX12CVM	TO UNI	D	FARESAVER	09:03	09:05	60	0	19	0
U1	LK53LZD	TO UNI	D	FIRST	09:05	09:07	81	0	32	0
U3	YX66WFB	TO UNI	D	FIRST	09:07	09:09	101	0	34	0
U3	MX05CLF	TO UNI	S	FIRST	09:09	09:11	67	0	35	0
U1	WX55HWD	TO UNI	B	FIRST	09:11	09:12	100	0	48	0
U1	WX55HWC	TO UNI	B	FIRST	09:12	09:13	78	0	37	0
U1	SK52USH	TO UNI	D	FIRST	09:13	09:13	29	0	2	0
U1	YX66WFA	TO UNI	D	FIRST	09:13	09:13	76	0	17	0
U1	PSU630	TO UNI	D	FARESAVER	09:14	09:14	11	0	3	0
U1	BJ10VBC	TO UNI	S	FIRST	09:16	09:16	32	0	14	0
U3	SF05KUH	TO UNI	B	FIRST	09:15	09:15	60	0	20	0
U3	YX66WEO	TO UNI	D	FIRST	09:17	09:17	46	0	6	0
U3	BJ10VGG	TO UNI	S	FIRST	09:19	09:20	19	0	7	0
U1	LK53LYJ	TO UNI	D	FIRST	09:18	09:18	12	0	12	0
U1	SV05DXK	TO UNI	B	FIRST	09:18	09:19	12	0	3	0
U1	SV05DXY	TO UNI	B	FIRST	09:21	09:21	0	0	0	0
U1	TPR354	TO UNI	D	FIRST	DNS	09:23	22	0	0	0
U3	TPR354	TO UNI	D	FIRST	DNS	09:23	0	0	0	0
U1	BX12CVM	TO UNI	D	FARESAVER	09:24	09:25	10	0	2	0
U1	SV05DXR	TO UNI	B	FIRST	09:26	09:27	11	0	3	0
U1	WR03ZBC	TO UNI	D	FIRST	09:27	09:28	10	0	3	0
U3	BJ11EBM	TO UNI	D	FARESAVER	DNS	09:26	44	0	0	0
U3	YX66WFC	TO UNI	D	FIRST	09:28	09:29	25	0	7	0
U1	BX12CVM	TO UNI	D	FARESAVER	09:26	09:27	0	0	0	0
U1	WX55HWE	TO UNI	B	FIRST	09:30	09:30	36	0	16	0
U3	YN07LDX	TO UNI	S	ARLEEN	09:29	09:30	30	0	6	0
U1	SK52USH	TO UNI	D	FIRST	09:39	09:39	15	0	7	0
U3	YX66WEU	TO UNI	D	FIRST	09:38	09:39	102	0	27	0
U1	WX55HWD	TO UNI	B	FIRST	09:43	09:43	19	0	8	0
U3	YX66WEP	TO UNI	D	FIRST	09:40	09:41	9	0	4	0
U3	MX05CLF	TO UNI	S	FIRST	09:43	09:44	48	0	13	0
U3	YX66WEW	TO UNI	D	FIRST	09:40	09:41	4	0	4	0
U1	WX55HWD	TO UNI	B	FIRST	09:44	09:45	39	0	10	0
U1	BX12CVM	TO UNI	D	FARESAVER	DNS	09:45	5	0	0	0
U1	SV05DXT	TO UNI	B	FIRST	09:47	09:47	59	0	18	0
U1	SV05DKX	TO UNI	B	FIRST	09:48	09:49	26	0	2	0
U3	YX66WFB	TO UNI	D	FIRST	09:51	09:52	85	0	14	0
U1	LA53LZD	TO UNI	D	FIRST	09:54	09:55	68	0	12	0
U1	SV05DXY	TO UNI	B	FIRST	09:55	09:56	14	0	3	0
U3	SF05KUH	TO UNI	B	FIRST	09:57	09:58	82	0	10	0
U1	BJ10VGC	TO UNI	S	FIRST	09:58	09:59	7	0	2	0
U1	YX66WFA	TO UNI	D	FIRST	09:59	10:01	95	0	27	0
U3	YX66WEO	TO UNI	D	FIRST	09:59	10:00	95	0	15	0
U3	BJ10VGG	TO UNI	S	FIRST	10:03	10:04	57	0	13	0
U3	SV05DXR	TO UNI	B	FIRST	10:03	10:05	35	0	3	0
U1	BX12CVM	TO UNI	D	FARESAVER	10:05	10:06	14	0	2	0
U1	LK53LYJ	TO UNI	D	FIRST	10:05	10:06	58	0	13	0
U1	WX55HWC	TO UNI	B	FIRST	10:06	10:07	36	0	12	0
U3	BJ11EBM	TO UNI	D	FARESAVER	10:11	10:12	25	0	12	0
U1	TPR354	TO UNI	D	FIRST	10:11	10:12	75	0	3	0
U3	WX55HWD	TO UNI	B	FIRST	10:12	10:12	10	0	4	0
U3	YX66WFC	TO UNI	D	FIRST	DNS	10:12	28	0	0	0
U1	WR03ZBC	TO UNI	D	FIRST	10:14	10:15	13	0	4	0
U3	YH05LXD	TO UNI	S	ARLEEN	DNS	10:17	0	0	0	0
U3	SV05DXY	TO UNI	B	FIRST	10:16	10:18	7	0	2	0
U1	SV05DXK	TO UNI	B	FIRST	10:19	10:20	5	0	5	0
U3	YX66WEU	TO UNI	D	FIRST	10:19	10:20	38	0	11	0
U1	SV55DXK	TO UNI	B	FIRST	DNS	10:22	13	0	0	0
U1	WX55HWE	TO UNI	B	FIRST	10:22	10:22	29	0	4	0
U3	YX66WFB	TO UNI	D	FIRST	10:28	10:28	8	0	8	0
U1	WX55HWD	TO UNI	B	FIRST	10:29	10:32	6	0	6	0
U1	YX66WEP	TO UNI	D	FIRST	10:30	10:31	21	0	5	0
U3	SV05DXT	TO UNI	B	FIRST	10:32	10:33	27	0	5	0
U2	YES2FHF	TO UNI	D	FIRST	10:35	10:35	43	0	1	0
U3	BJ10VGC	TO UNI	S	FIRST	10:37	10:37	46	0	4	0
U1	MX05CLF	TO UNI	S	FIRST	10:35	10:36	22	0	11	0
U1	SF05KUH	TO UNI	B	FIRST	10:37	10:38	14	0	5	0
U1	LK53LZD	TO UNI	D	FIRST	10:42	10:43	35	0	8	0
U1	YX66WFA	TO UNI	D	FIRST	10:44	10:45	41	0	19	0
U3	YN07LDX	TO UNI	S	ARLEEN	10:50	10:50	67	0	6	0

**BUS STOP SURVEYS**



**JOB REF: 24786**

**JOB NAME: BATH UNIVERSITY**

**DATE: 29/11/2019**

**LOCATION: BATHWICK HILL**

**DAY: TUESDAY**

Service No.	Registration No.	Direction	Type	Operator	Arrival Time	Departure / Passing Time	On Board (On Arrival)	Boarding	Alighting	Residual Queue
U1	YX6WEO	TO UNI	D	FIRST	10:48	10:49	76	0	6	0
U1	BJ10VGG	TO UNI	S	FIRST	10:54	10:55	48	0	2	0
U3	BJ11EBM	TO UNI	D	FARESAVER	10:56	10:56	64	0	5	0
NO NUMBER	LK53LYJ	TO UNI	D	FIRST	10:57	10:58	42	0	13	0
U3	YX6WFCA	TO UNI	D	FIRST	11:03	11:05	91	0	28	0
U1	TPR354	TO UNI	D	FIRST	11:03	11:04	33	0	11	0
U1	WX55HWC	TO UNI	B	FIRST	11:04	11:05	47	0	29	0
U3	YX6WFU	TO UNI	D	FIRST	11:06	11:07	5	0	5	0
U1	WX55HWE	TO UNI	B	FIRST	11:16	11:17	46	0	6	0
U3	YX6WEW	TO UNI	D	FIRST	11:19	11:19	47	0	13	0
U1	WX55HWB	TO UNI	B	FIRST	DNS	11:12	0	0	0	0
U3	YX6WEP	TO UNI	D	FIRST	11:20	11:20	18	0	3	0
U1	SV05DXY	TO UNI	B	FIRST	11:29	11:30	36	0	12	0
U3	MX05CLF	TO UNI	S	FIRST	11:29	11:30	25	0	5	0
U3	SF05KUH	TO UNI	B	FIRST	DNS	11:32	6	0	0	0
U1	LK53LZD	TO UNI	D	FIRST	11:32	11:33	13	0	1	0
U3	YX6WEO	TO UNI	D	FIRST	11:42	11:43	40	0	7	0
U1	YX6WFA	TO UNI	D	FIRST	11:42	11:42	37	0	8	0
U1	LK53LYJ	TO UNI	D	FIRST	11:47	11:48	18	0	1	0
U3	YX6WFCA	TO UNI	D	FIRST	11:52	11:53	49	0	9	0
U1	WX55HWC	TO UNI	B	FIRST	11:56	11:56	28	0	10	0
U1	TPR354	TO UNI	D	FIRST	11:58	11:58	26	0	7	0
U3	YX6WEW	TO UNI	D	FIRST	DNS	12:05	0	0	0	0
U3	YX6WEU	TO UNI	D	FIRST	12:05	12:07	80	0	11	0
U1	WX55HWE	TO UNI	B	FIRST	12:11	12:12	47	0	13	0
U1	WX55HWB	TO UNI	B	FIRST	12:14	12:15	21	0	6	0
U3	YX6WEP	TO UNI	D	FIRST	12:16	12:17	32	0	1	0
U3	MX05CLF	TO UNI	S	FIRST	DNS	12:20	22	0	0	0
U3	SF05KUA	TO UNI	B	FIRST	DNS	12:27	21	0	0	0
U1	LK53LZD	TO UNI	D	FIRST	12:26	12:27	5	0	5	0
U1	SV05DXT	TO UNI	B	FIRST	12:31	12:31	32	0	6	0
U1	YX6WFA	TO UNI	D	FIRST	12:36	12:37	35	0	3	0
U3	YX6WEO	TO UNI	D	FIRST	12:37	12:37	32	0	2	0
U3	BJ10VGG	TO UNI	S	FIRST	12:38	12:39	14	0	3	0
U1	LK53LYJ	TO UNI	D	FIRST	12:44	12:44	38	0	3	0
U1	WX55HWC	TO UNI	B	FIRST	12:50	12:51	54	0	5	0
U3	YX6WFCA	TO UNI	D	FIRST	12:51	12:51	43	0	2	0
U1	TPR354	TO UNI	D	FIRST	12:53	12:54	26	0	3	0
U3	WX54XDJ	TO UNI	S	FIRST	DNS	13:00	0	0	0	0
U3	YX6WEU	TO UNI	D	FIRST	12:58	12:59	47	0	10	0
U3	YX6WEW	TO UNI	D	FIRST	13:06	13:07	32	0	9	0
U1	WX55HWE	TO UNI	B	FIRST	13:07	13:08	38	0	6	0
U3	YX6WEP	TO UNI	D	FIRST	13:09	13:09	5	0	1	0
U1	WX55HWB	TO UNI	B	FIRST	13:12	13:13	31	0	8	0
U1	SV05DXT	TO UNI	B	FIRST	13:17	13:18	26	0	3	0
U3	MX05CLF	TO UNI	S	FIRST	13:19	13:19	36	0	2	0
U1	LK53LZD	TO UNI	D	FIRST	13:23	13:24	18	0	0	0
U3	SF05KUH	TO UNI	B	FIRST	13:22	13:23	17	0	2	0
U3	WX6WEO	TO UNI	D	FIRST	13:29	13:30	22	0	4	0
U1	YX6WFA	TO UNI	D	FIRST	13:31	13:32	23	0	3	0
U3	WX54XDJ	TO UNI	S	FIRST	DNS	13:39	31	0	0	0
U1	LK53LYJ	TO UNI	D	FIRST	13:44	13:44	47	0	8	0
U3	YX6WFCA	TO UNI	D	FIRST	13:42	13:43	31	0	1	0
U1	WX55HWC	TO UNI	B	FIRST	DNS	13:52	33	0	0	0
U1	TPR354	TO UNI	D	FIRST	13:55	13:56	61	0	11	0
U1	WX55HWE	TO UNI	B	FIRST	13:59	13:59	14	0	10	0
U3	YX6WEU	TO UNI	D	FIRST	13:59	14:00	91	0	23	0
U3	YX6WEW	TO UNI	D	FIRST	14:00	14:01	51	0	5	0
U3	YX6WEP	TO UNI	D	FIRST	14:07	14:08	25	0	10	0
U3	MX05CLF	TO UNI	S	FIRST	DNS	14:11	16	0	0	0
U1	WX55HWB	TO UNI	B	FIRST	14:12	14:13	14	0	14	0
U1	SV05DXT	TO UNI	B	FIRST	14:16	14:16	20	0	3	0
U3	SF05KUX	TO UNI	B	FIRST	DNS	14:15	9	0	0	0
U1	LK53LZD	TO UNI	D	FIRST	DNS	14:16	15	0	0	0
U3	YX6WEO	TO UNI	D	FIRST	14:26	14:26	20	0	4	0
U1	YX6WFA	TO UNI	D	FIRST	14:27	14:27	10	0	1	0
U3	BJ10VGG	TO UNI	S	FIRST	14:33	14:33	22	0	4	0
U1	LK53LYJ	TO UNI	D	FIRST	14:35	14:35	4	0	4	0
U1	YM07LDX	TO UNI	S	FIRST	14:38	14:38	1	0	1	0
U3	YX6WFCA	TO UNI	D	FIRST	DNS	14:35	3	0	0	0
U3	SV05DXY	TO UNI	B	FIRST	14:40	14:40	1	0	1	0
U1	WX55HWC	TO UNI	B	FIRST	DNS	14:43	0	0	0	0
U1	TPR354	TO UNI	D	FIRST	14:43	14:43	13	0	1	0
U3	YX6WEU	TO UNI	D	FIRST	14:47	14:48	30	0	2	0
U1	WX55HWE	TO UNI	B	FIRST	DNS	14:50	52	0	0	0
U3	YX6WEW	TO UNI	D	FIRST	DNS	14:51	40	0	0	0
U1	TPR354	TO UNI	D	FIRST	14:52	14:54	4	0	4	0
U1	WX55HWB	TO UNI	B	FIRST	15:00	15:00	18	0	0	0
U3	YX6WEP	TO UNI	D	FIRST	15:06	15:06	15	0	1	0
U3	MX05CLF	TO UNI	S	FIRST	DNS	15:08	1	0	0	0

**BUS STOP SURVEYS**



**JOB REF: 24786**

**JOB NAME: BATH UNIVERSITY**

**DATE: 29/11/2019**

**LOCATION: BATHWICK HILL**

**DAY: TUESDAY**

Service No.	Registration No.	Direction	Type	Operator	Arrival Time	Departure / Passing Time	On Board (On Arrival)	Boarding	Alighting	Residual Queue
U1	SV05DXT	TO UNI	B	FIRST	15:07	15:08	17	0	3	0
U3	SF05KUH	TO UNI	B	FIRST	15:15	15:15	7	0	1	0
U1	LK53LZD	TO UNI	D	FIRST	15:19	15:19	17	0	5	0
U1	YX66WFA	TO UNI	D	FIRST	15:22	15:23	3	0	1	0
U3	YX66WEO	TO UNI	D	FIRST	15:27	15:28	17	0	7	0
U1	LK53LDJ	TO UNI	D	FIRST	DNS	15:29	8	0	0	0
U3	BJ10VGG	TO UNI	S	FIRST	15:31	15:32	7	0	2	0
U1	W119CWR	TO UNI	B	FIRST	DNS	15:32	31	0	0	0
U1	WX55HWC	TO UNI	B	FIRST	DNS	15:35	12	0	0	0
U3	BX12CVM	TO UNI	D	FARESAVER	15:35	15:35	2	0	1	0
U3	YX66WFC	TO UNI	D	FIRST	15:39	15:40	5	0	1	0
U3	YX66WEW	TO UNI	D	FIRST	DNS	15:49	12	0	0	0
U1	WX55HWE	TO UNI	B	FIRST	15:55	15:55	61	0	5	0
U1	WX55HWB	TO UNI	B	FIRST	DNS	15:54	17	0	0	0
U3	SV05DXS	TO UNI	B	FIRST	DNS	15:55	28	0	0	0
U3	SV05DXY	TO UNI	B	FIRST	DNS	16:00	0	0	0	0
U1	SV05DKK	TO UNI	B	FIRST	16:05	16:06	10	0	3	0
U3	YX66WEP	TO UNI	D	FIRST	16:03	16:04	19	0	1	0
U3	MX05CLF	TO UNI	S	FIRST	16:04	16:05	12	0	1	0
U1	SV05DXT	TO UNI	B	FIRST	DNS	16:09	5	0	0	0
U3	SF05KUH	TO UNI	B	FIRST	DNS	16:12	7	0	0	0
U3	SV05DXR	TO UNI	B	FIRST	DNS	16:15	11	0	0	0
U1	WR03ZBC	TO UNI	D	FIRST	16:17	16:18	20	0	2	0
U1	LK53LZD	TO UNI	D	FIRST	DNS	16:19	2	0	0	0
U3	WX55HWD	TO UNI	B	FIRST	16:19	16:20	1	0	1	0
U1	YX66WFA	TO UNI	D	FIRST	16:22	16:22	8	0	1	0
U3	BJ10VGG	TO UNI	S	FIRST	DNS	16:23	6	0	0	0
U1	SK52USH	TO UNI	D	FIRST	DNS	16:25	10	0	0	0
U3	YX66WFC	TO UNI	D	FIRST	DNS	16:26	4	0	0	0
U3	YX66WEO	TO UNI	D	FIRST	DNS	16:29	0	0	0	0
U1	W119CWR	TO UNI	B	FIRST	DNS	16:30	8	0	0	0
U3	BX12CVM	TO UNI	D	FARESAVER	DNS	16:27	0	0	0	0
U1	LK53LYS	TO UNI	D	FIRST	16:31	16:31	7	0	0	0
U1	WX55HWC	TO UNI	B	FIRST	16:35	16:36	4	0	1	0
U1	YN07LPX	TO UNI	S	ARLEEN	DNS	16:34	1	0	0	0
U1	BJ11EBM	TO UNI	D	FARESAVER	16:36	16:36	9	0	2	0
U3	YX55WBU	TO UNI	D	ARLEEN	DNS	16:39	15	0	0	0
U1	YE52FHF	TO UNI	D	FIRST	DNS	16:41	1	0	0	0
U1	TPR354	TO UNI	D	FIRST	DNS	16:44	11	0	0	0
U3	YX66WEW	TO UNI	D	FIRST	DNS	16:45	6	0	0	0
U3	SV05DXS	TO UNI	B	FIRST	DNS	16:47	2	0	0	0
U1	WX55HWB	TO UNI	B	FIRST	DNS	16:48	5	0	0	0
U1	WX55HWE	TO UNI	B	FIRST	16:50	16:50	16	0	1	0
U3	YX66WEP	TO UNI	D	FIRST	DNS	16:55	7	0	0	0
U3	MX05CLF	TO UNI	S	FIRST	DNS	16:55	0	0	0	0
U3	SV05DKK	TO UNI	B	FIRST	16:59	16:59	24	0	7	0
U3	SV05DXR	TO UNI	B	FIRST	DNS	17:03	10	0	0	0
U1	SV05DXT	TO UNI	B	FIRST	17:03	17:03	5	0	3	0
U3	SF05MUH	TO UNI	B	FIRST	DNS	17:09	9	0	0	0
U1	WR03ZBC	TO UNI	D	FIRST	17:09	17:10	19	0	3	0
U3	WX55HWD	TO UNI	B	FIRST	DNS	17:11	0	0	0	0
U1	LK53LZD	TO UNI	D	FIRST	DNS	17:12	1	0	0	0
U1	YX66WFA	TO UNI	D	FIRST	DNS	17:16	13	0	0	0
U3	BJ10VGG	TO UNI	S	FIRST	17:18	17:19	1	0	1	0
U3	YX66WEO	TO UNI	D	FIRST	17:21	17:21	7	0	1	0
U1	W119CWR	TO UNI	B	FIRST	DNS	17:24	4	0	0	0
U1	SK52USH	TO UNI	D	FIRST	17:24	17:25	9	0	1	0
U3	YX66WFC	TO UNI	D	FIRST	DNS	17:27	6	0	0	0
U3	SV05DXY	TO UNI	B	FIRST	DNS	17:27	1	0	0	0
U1	LK53LYJ	TO UNI	D	FIRST	DNS	17:27	1	0	0	0
U1	WX55HWC	TO UNI	B	FIRST	DNS	17:28	9	0	0	0
U1	YN07LDX	TO UNI	S	ARLEEN	17:29	17:30	13	0	1	0
U3	YX66WEU	TO UNI	D	FIRST	DNS	17:35	7	0	0	0
U3	WX09KCA	TO UNI	D	FIRST	DNS	17:35	1	0	0	0
U3	BX12CVM	TO UNI	D	FARESAVER	DNS	17:32	0	0	0	0
U1	WX55HWE	TO UNI	B	FIRST	DNS	17:35	0	0	0	0
U1	WR56HWC	TO UNI	B	FIRST	DNS	17:37	0	0	0	0
U3	SV05DXS	TO UNI	B	FIRST	DNS	17:44	0	0	0	0
U1	BJ11EBM	TO UNI	D	FARESAVER	DNS	17:40	23	0	0	0
U3	YX66WEW	TO UNI	D	FIRST	17:40	17:42	4	0	2	0
U1	TPR354	TO UNI	D	FIRST	DNS	17:41	3	0	0	0
U3	YX66WEP	TO UNI	D	FIRST	17:51	17:52	18	0	2	0
U1	WX55HWB	TO UNI	B	FIRST	17:51	17:53	29	0	1	0
U3	MX05CLF	TO UNI	S	FIRST	DNS	17:55	4	0	0	0
U3	SV05DXR	TO UNI	B	FIRST	DNS	17:57	3	0	0	0
U3	SF05KUH	TO UNI	B	FIRST	DNS	18:00	2	0	0	0
U1	WX55HWE	TO UNI	B	FIRST	18:06	18:07	21	0	1	0
U3	WX55HWD	TO UNI	B	FIRST	DNS	18:03	0	0	0	0
U3	YX66WEO	TO UNI	D	FIRST	DNS	18:10	2	0	0	0
U3	BJ10VGG	TO UNI	S	FIRST	DNS	18:12	1	0	0	0

**BUS STOP SURVEYS**



**JOB REF: 24786**

**JOB NAME: BATH UNIVERSITY**

**DATE: 29/11/2019**

**LOCATION: BATHWICK HILL**

**DAY: TUESDAY**

Service No.	Registration No.	Direction	Type	Operator	Arrival Time	Departure / Passing Time	On Board (On Arrival)	Boarding	Alighting	Residual Queue
U1	SV05DXK	TO UNI	B	FIRST	18:14	18:15	14	0	1	0
U3	YX66WFC	TO UNI	D	FIRST	DNS	18:16	0	0	0	0
U1	SV05DXT	TO UNI	B	FIRST	DNS	18:15	1	0	0	0
U1	YX66WFA	TO UNI	D	FIRST	DNS	18:16	1	0	0	0
U1	W119CWR	TO UNI	B	FIRST	DNS	18:17	0	0	0	0
U1	WR03ZBC	TO UNI	D	FIRST	DNS	18:20	7	0	0	0
U1	SK52USH	TO UNI	D	FIRST	DNS	18:21	5	0	0	0
U1	YN07LDX	TO UNI	S	ARLEEN	DNS	18:20	1	0	0	0
U3	YX66WEU	TO UNI	D	FIRST	DNS	18:21	5	0	0	0
U1	LK13LZD	TO UNI	D	FIRST	DNS	18:23	0	0	0	0
U1	WX55HWC	TO UNI	B	FIRST	DNS	18:26	8	0	0	0
U3	YX66WFC	TO UNI	D	FIRST	18:29	18:29	0	0	0	0
U3	YX66WEW	TO UNI	D	FIRST	DNS	18:26	1	0	0	0
U3	YX66WEP	TO UNI	D	FIRST	18:40	18:42	13	0	0	0
U1	SV05DXK	TO UNI	B	FIRST	18:53	18:55	9	0	0	0
U3	SF05KUH	TO UNI	B	FIRST	18:20	18:22	0	0	0	0
U1	SV05DXK	TO UNI	B	FIRST	18:28	18:28	0	0	0	0
U1	YX66WFA	TO UNI	D	FIRST	DNS	18:32	0	0	0	0
U1	YN07LDX	TO UNI	S	ARLEEN	DNS	18:33	0	0	0	0
U3	BJ10VGG	TO UNI	S	FIRST	18:35	18:35	1	0	0	0
U1	YX66WEU	TO UNI	D	FIRST	DNS	18:38	0	0	0	0
U1	SK52USH	TO UNI	D	FIRST	18:42	18:42	0	0	0	0
U1	YM07LDX	TO UNI	S	FIRST	DNS	18:47	0	0	0	0
U1	YX66WEP	TO UNI	D	FIRST	DNS	18:51	0	0	0	0
U1	WX55HWE	TO UNI	B	FIRST	18:50	18:50	0	0	0	0
U3	WX09KCA	TO UNI	D	FIRST	DNS	18:52	0	0	0	0



**BUS STOP SURVEYS**



**JOB REF:** 24786

**JOB NAME:** BATH UNIVERSITY

**DATE:** 29/11/2019

**LOCATION:** NORWOOD AVENUE

**DAY:** TUESDAY

Service No.	Registration No.	Direction	Type	Operator	Arrival Time	Departure / Passing Time	On Board (On Arrival)	Boarding	Alighting	Residual Queue
-------------	------------------	-----------	------	----------	--------------	--------------------------	-----------------------	----------	-----------	----------------

**BUS STOP SURVEYS**



**JOB REF: 24786**

**JOB NAME: BATH UNIVERSITY**

**DATE: 29/11/2019**

**LOCATION: MAIN TERMINUS**

**DAY: TUESDAY**

Service No.	Registration No.	Type	Operator	Arrival Time	Departure / Passing Time	On Board (On Arrival)	Boarding	Alighting	Residual Queue
U1	SV05DXY	B	FIRST	09:00	09:05	5	4	5	0
U1	SV05DXY	B	FIRST	09:29	09:34	0	0	0	0
U3	BJ10VGG	S	FIRST	10:58	11:16	46	27	46	0
U1	WX5SHWC	B	FIRST	12:50	13:09	48	51	48	0
20	YX62DXH	S	FIRST	07:13	07:14	24	0	24	0
U3	YX66WEW	D	FIRST	07:33	07:35	46	1	46	0
U1	LK53LZD	D	FIRST	07:34	07:38	7	2	7	0
U3	YX66WFB	D	FIRST	07:38	07:39	13	0	13	0
U1	WX5SHWD	B	FIRST	07:37	07:43	0	0	0	0
U3	YX66WEP	D	FIRST	07:36	07:45	52	0	52	0
U1	SK52USH	D	FIRST	07:46	07:48	8	0	8	0
U1	YX66WFA	D	FIRST	07:48	07:50	10	0	10	0
U1	WX5SHWE	B	FIRST	07:56	07:59	15	2	15	0
U3	BJ11EBM	D	FARESAVER	07:58	08:00	32	0	32	0
U1	SV05DXX	B	FIRST	08:00	08:03	8	2	8	0
U1	WX5SHWD	B	FIRST	08:08	08:11	7	0	7	0
U3	YN07LXD	S	ARLEEN	08:13	08:13	4	0	4	0
U3	YX66WEW	D	FIRST	08:12	08:13	18	2	18	0
U3	SV05DXS	B	FIRST	08:10	08:16	39	0	39	0
U1	SK52USH	D	FIRST	08:14	08:18	11	0	11	0
U3	YX66WEP	D	FIRST	08:18	08:23	10	0	10	0
U1	SV05DXX	B	FIRST	08:23	08:27	3	1	3	0
U1	LK53LZD	D	FIRST	08:27	08:27	34	1	34	0
U3	YX66WFB	D	FIRST	08:26	08:28	40	0	40	0
U1	SV05DXY	B	FIRST	08:29	08:33	4	0	4	0
U1	YX66WFA	D	FIRST	08:29	08:30	14	0	14	0
U2	PSU630	D	FARESAVER	08:35	08:36	23	0	23	0
U3	YX66WEO	D	FIRST	08:41	08:43	65	0	65	0
U3	BJ11EBM	D	FARESAVER	08:44	08:46	64	0	64	0
U3	YX66WFC	D	FIRST	08:46	08:48	54	0	54	0
U1	WX55HME	B	FIRST	08:50	08:50	56	0	56	0
U1	BX12CVM	D	FARESAVER	08:51	08:52	8	0	8	0
U1	SK52USH	D	FIRST	08:46	08:47	11	1	11	0
U3	YN07LXD	S	ARLEEN	08:53	08:56	68	0	68	0
U3	YX66WEU	D	FIRST	08:55	08:57	72	1	72	0
U1	SV05DXX	B	FIRST	08:56	08:57	18	0	18	0
NO NUMBER	PSU630	D	FARESAVER	08:59	09:03	8	0	8	0
U1	SC05DXX	B	FIRST	08:58	09:01	76	2	76	0
U1	WX5SHWB	B	FIRST	09:04	09:05	50	0	50	0
U3	YX66WEW	D	FIRST	09:05	09:07	55	3	55	0
U3	YX66WEP	D	FIRST	09:08	09:09	68	0	68	0
U1	BX12CVM	D	FARESAVER	09:10	09:11	41	0	41	0
U1	LK53LZD	D	FIRST	09:12	09:14	49	0	49	0
U2	SF54OSD	D	FIRST	09:15	09:16	40	0	40	0
U3	MX05CLF	S	FIRST	09:16	09:17	32	2	32	0
U3	YX66WFB	D	FIRST	09:15	09:17	67	0	67	0
U1	WX5SHWC	B	FIRST	09:19	09:19	41	0	41	0
U1	WX5SHWD	B	FIRST	09:18	09:20	52	8	52	0
U1	SK52USH	D	FIRST	09:20	09:20	27	0	27	0
U1	YX66WFA	D	FIRST	09:20	09:20	59	0	59	0
U1	PSU630	D	FARESAVER	09:20	09:21	8	0	8	0
U1	BJ10VBC	S	FIRST	09:22	09:23	18	0	18	0
U3	SF05KUH	B	FIRST	09:22	09:23	40	0	40	0
U3	YX66WEO	D	FIRST	09:24	09:25	40	0	40	0
NO NUMBER	LA53LZD	D	FIRST	09:14	09:26	8	14	8	0
U3	BJ10VGG	S	FIRST	09:25	09:27	12	0	12	0
20	YX62DXH	S	FIRST	09:28	09:29	15	0	15	0
U1	SV05DXX	B	FIRST	09:25	09:31	9	2	9	0
U1	TPR354	D	FIRST	09:30	09:31	22	0	22	0
U1	BX12CVM	D	FARESAVER	09:31	09:33	8	0	8	0
U1	SV05DXR	B	FIRST	09:31	09:33	8	0	8	0
U1	WR03ZBC	D	FIRST	09:31	09:33	7	0	7	0
U3	BJ11EBM	D	FARESAVER	09:31	09:34	44	4	44	0
U3	YX66WFC	D	FIRST	09:34	09:37	18	0	18	0
U1	WX5SHWE	B	FIRST	09:37	09:41	20	2	20	0
U3	YN07LXD	S	ARLEEN	09:37	09:41	24	0	24	0
U3	SV05DXS	B	FIRST	09:40	09:42	0	2	0	0
U1	SK52USH	D	FIRST	09:45	09:46	8	0	8	0
U3	YX66WEU	D	FIRST	09:46	09:47	75	4	75	0
U1	WX5SHWD	B	FIRST	09:48	09:51	11	2	11	0
U3	YX66WEP	D	FIRST	09:48	09:53	5	2	5	0
U1	BX12CVM	D	FARESAVER	09:53	09:54	5	0	5	0
U1	SV05DXT	B	FIRST	09:54	09:54	41	0	41	0
U1	WX5SHWB	B	FIRST	09:52	09:54	29	1	29	0
U1	SV05DXX	B	FIRST	09:55	09:56	24	2	24	0
U3	YE52FHF	D	FIRST	09:41	10:00	10	0	10	0
U0	H1Y752	S	FIRST	09:59	10:01	24	0	24	0
U1	LA53LZD	D	FIRST	10:00	10:02	56	1	56	0
U3	MX05CLF	S	FIRST	09:50	10:01	35	2	35	0
U1	SV05DXY	B	FIRST	10:03	10:05	11	0	11	0

Service No.	Registration No.	Type	Operator	Arrival Time	Departure / Passing Time	On Board (On Arrival)	Boarding	Alighting	Residual Queue
U1	BJ10VGC	S	FIRST	10:05	10:06	5	0	5	0
U3	YX66WFB	D	FIRST	09:58	10:06	71	0	71	0
U3	SF05KUH	B	FIRST	10:03	10:09	72	2	72	0
U1	YX66WFA	D	FIRST	10:07	10:09	68	18	68	0
U1	LK53LYJ	D	FIRST	10:13	10:15	45	12	45	0
U3	YX66WEO	D	FIRST	10:07	10:15	80	10	80	0
U3	BJ11EBM	D	FARESAVER	10:18	10:19	12	0	12	0
U3	SV05DXR	B	FIRST	10:12	10:19	32	0	32	0
U3	WX55HWD	B	FIRST	10:19	10:21	6	0	6	0
U1	WX55HWC	B	FIRST	10:13	10:20	24	7	24	0
U3	BJ10VGG	S	FIRST	10:10	10:21	44	6	44	0
U3	YN07LDM	S	ARLEEN	10:19	10:21	13	0	13	0
U1	SK52USM	D	FIRST	10:24	10:24	0	1	0	0
U3	BJ11EBM	D	FARESAVER	10:23	10:25	0	0	0	0
U1	TPR354	D	FIRST	10:18	10:25	72	5	72	0
U3	SV05DXY	B	FIRST	10:26	10:27	5	0	5	0
U3	YX66WEU	D	FIRST	10:26	10:27	27	0	27	0
U3	YX66WFC	D	FIRST	10:19	10:28	28	1	28	0
U1	WR03ZBC	D	FIRST	10:21	10:31	9	1	9	0
U1	WX55HWE	B	FIRST	10:29	10:32	25	6	25	0
U3	SV05DXS	B	FIRST	10:31	10:33	0	1	0	0
U1	SV55DXK	B	FIRST	10:27	10:36	13	9	13	0
U3	YX66WFO	D	FIRST	10:34	10:36	0	0	0	0
U1	BX12CVM	D	FARESAVER	10:12	10:37	12	0	12	0
U1	PSU630	D	FARESAVER	10:39	10:39	18	0	18	0
U1	WX55HWB	B	FIRST	10:35	10:40	0	7	0	0
U2	YE52FHF	D	FIRST	10:40	10:41	42	0	42	0
U3	YX66WEW	D	FIRST	10:35	10:43	43	0	43	0
U3	SV05DXT	B	FIRST	10:38	10:46	22	3	22	0
U3	BJ10VGC	S	FIRST	10:43	10:50	42	4	42	0
U1	YX66WEP	D	FIRST	10:36	10:52	16	7	16	0
U1	LK53LZD	D	FIRST	10:49	10:51	27	9	27	0
U3	YN07LDM	S	ARLEEN	10:55	10:57	61	0	61	0
U1	YX66WEO	D	FIRST	10:55	10:57	70	0	70	0
NO NUMBER	MX05CLF	S	FIRST	10:43	10:58	11	3	11	0
U1	YX66WFA	D	FIRST	10:49	11:00	22	4	22	0
U1	SF05KUH	B	FIRST	10:43	11:01	9	1	9	0
U3	BJ11EBM	D	FARESAVER	11:02	11:03	59	0	57	0
U1	NTL655	D	FIRST	11:03	11:05	52	0	52	0
U2	WX55HLK	D	FIRST	11:06	11:08	52	0	52	0
NO NUMBER	LK53LYJ	D	FIRST	11:02	11:09	29	41	29	0
U3	YX66WEO	D	FIRST	11:10	11:12	24	20	24	2
U1	WX55HWC	B	FIRST	11:11	11:20	18	27	18	0
U3	YX66WFC	D	FIRST	11:09	11:21	63	6	63	0
U1	TPR354	D	FIRST	11:10	11:22	21	14	21	0
U3	YX66WEW	D	FIRST	11:22	11:24	34	5	34	0
U1	WX55HWE	B	FIRST	11:20	11:35	40	22	40	0
U3	YX66WEP	D	FIRST	11:25	11:42	15	4	15	0
U1	SV05DXY	B	FIRST	11:34	11:44	24	8	24	0
U1	LK53LZD	D	FIRST	11:36	11:52	12	16	12	0
U3	MX05CLF	S	FIRST	11:35	11:51	20	10	20	0
U3	SF05KUH	B	FIRST	11:35	11:57	6	6	6	0
U1	YX66WFA	D	FIRST	11:47	11:58	29	9	29	0
U3	YX66WEO	D	FIRST	11:46	12:04	33	17	33	0
U1	LK53LYJ	D	FIRST	11:53	12:03	17	21	17	0
U3	BJ10VGG	S	FIRST	11:50	12:11	37	15	37	0
U2	YX66WFB	D	FIRST	12:10	12:10	8	0	8	0
U1	WX55HWC	B	FIRST	12:01	12:12	18	22	18	0
U3	YX66WFC	D	FIRST	11:57	12:17	40	14	40	0
U1	TPR354	D	FIRST	12:02	12:19	19	28	19	0
U1	WX55HWB	B	FIRST	12:20	12:21	15	0	15	0
U3	YX66WEU	D	FIRST	12:11	12:25	69	13	69	0
U1	WX55HWE	B	FIRST	12:17	12:31	34	27	34	0
U3	SF05KUA	B	FIRST	12:33	12:34	21	0	21	0
U3	YX66WEP	D	FIRST	12:21	12:40	31	15	31	0
U1	SV05DXT	B	FIRST	12:35	12:41	26	0	26	0
U3	BJ10VGG	S	FIRST	12:44	12:44	11	0	11	0
U1	LK53LZD	D	FIRST	12:33	12:45	0	30	0	0
U3	MX05CLF	S	FIRST	12:25	12:47	22	12	22	0
U3	SF05KUH	B	FIRST	12:49	12:51	0	2	0	0
U1	YX66WFA	D	FIRST	12:40	12:59	32	37	32	0
U3	YX66WEO	D	FIRST	12:40	13:00	30	29	30	3
U1	LK53LYJ	D	FIRST	12:48	13:01	32	29	32	0
U3	WX54XDJ	S	FIRST	13:05	13:07	0	6	0	0
U2	NTL655	D	FIRST	13:09	13:11	21	0	21	0
U3	YX66WFC	D	FIRST	12:55	13:12	41	43	41	1
U1	TPR354	D	FIRST	13:00	13:15	23	35	23	0
U1	WX55HWE	B	FIRST	13:12	13:22	29	39	29	0
U3	YX66WEU	D	FIRST	13:06	13:22	37	40	37	0
U3	YX66WEW	D	FIRST	13:10	13:28	23	18	23	0
U1	WX55HWB	B	FIRST	13:20	13:30	22	15	22	0
20	YX62DXH	S	FIRST	13:30	13:31	2	0	2	0
U1	LK53LJ	D	FIRST	13:31	13:32	7	8	7	0
U3	WX66WEW	D	FIRST	13:17	13:33	12	10	12	0
U1	SV05DXT	B	FIRST	13:24	13:36	23	23	23	0
U3	WX66WEO	D	FIRST	13:35	13:36	18	0	18	0
U3	YX66WEP	D	FIRST	13:13	13:36	4	10	4	0
U3	MX05CLF	S	FIRST	13:24	13:42	34	7	34	0
U1	LK53LZD	D	FIRST	13:28	13:43	18	32	18	0
U3	WX54XDJ	S	FIRST	13:45	13:46	31	0	31	0
U3	SF05KUH	B	FIRST	13:28	13:49	15	9	15	0
U1	YX66WFA	D	FIRST	13:36	13:49	20	20	20	0

Service No.	Registration No.	Type	Operator	Arrival Time	Departure / Passing Time	On Board (On Arrival)	Boarding	Alighting	Residual Queue
U1	LK53LYJ	D	FIRST	13:48	14:00	39	24	39	0
U3	BJ10VGG	S	FIRST	13:43	14:03	41	21	41	0
U1	WX55HWE	B	FIRST	14:05	14:06	4	0	4	0
U3	YX66WFC	D	FIRST	13:48	14:09	30	17	30	0
U1	TPR354	D	FIRST	13:59	14:11	50	41	50	0
U1	WX55HWC	B	FIRST	13:55	14:14	33	48	33	0
U3	YX66WEU	D	FIRST	14:05	14:17	68	13	68	0
U3	YX66WEW	D	FIRST	14:05	14:24	46	24	46	0
U1	WX55HWB	B	FIRST	14:19	14:27	0	21	0	0
U1	SV05DXT	B	FIRST	14:20	14:31	17	19	17	0
U3	YX66WEP	D	FIRST	14:12	14:30	15	6	15	0
NO NUMBER	YX66WFB	D	FIRST	14:34	14:44	15	0	15	0
U3	MX05CLF	S	FIRST	14:15	14:38	16	12	16	0
U1	LK53LZD	D	FIRST	14:24	14:40	14	26	14	0
U3	SF05KUX	B	FIRST	14:21	14:44	9	10	9	0
U1	YX66WFA	D	FIRST	14:32	14:46	9	23	9	0
U1	WX55HWC	B	FIRST	14:47	14:48	0	0	0	0
U1	TPR354	D	FIRST	14:51	14:51	12	0	12	0
U3	YX66WEO	D	FIRST	14:30	14:52	16	21	16	2
U1	LK53LYJ	D	FIRST	14:40	14:55	0	18	0	0
U3	BJ10VGG	S	FIRST	14:37	15:00	18	22	18	0
U3	YX66WFC	D	FIRST	14:41	15:07	3	53	3	0
U1	TPR354	D	FIRST	15:00	15:10	0	53	0	0
U3	YX66WEU	D	FIRST	14:53	15:10	28	52	28	3
U1	WX55HWE	B	FIRST	14:55	15:14	52	51	52	0
U3	YX66WEW	D	FIRST	14:56	15:20	40	50	40	0
U1	WX55HWB	B	FIRST	15:08	15:23	17	39	17	0
U3	YX66WEP	D	FIRST	15:10	15:26	14	26	14	0
U1	SV05DXT	B	FIRST	15:13	15:29	14	23	14	0
U1	YX66WFA	D	FIRST	15:28	15:31	2	0	2	0
U3	MX05CLF	S	FIRST	15:12	15:33	1	21	1	0
U1	LK53LZD	D	FIRST	15:23	15:35	11	32	11	0
U3	SF05KUH	B	FIRST	15:19	15:38	6	8	6	0
U1	YX66WJA	D	FIRST	15:29	15:41	0	20	0	0
U3	YX66WEO	D	FIRST	15:33	15:45	9	23	9	0
U3	YX66WFC	D	FIRST	15:46	15:50	4	0	4	0
U1	W119CWR	B	FIRST	15:39	15:47	31	37	31	0
U3	BJ10VGG	S	FIRST	15:37	15:52	5	28	5	1
U1	LK53LDJ	D	FIRST	15:36	15:51	8	23	8	0
U1	WX55HWC	B	FIRST	15:40	15:57	12	30	12	0
U3	BX12CVM	D	FARESAVER	15:40	15:58	1	33	1	0
U3	SV05DXY	B	FIRST	15:45	15:59	2	10	2	1
U3	YX66WEU	D	FIRST	15:54	16:04	39	42	39	5
U1	YN07LDX	S	ARLEEN	15:42	16:06	11	25	11	0
U1	BJ11RBM	D	FARESAVER	15:52	16:07	0	60	0	0
U1	TPR354	D	FIRST	15:47	16:08	7	39	7	0
U1	SV05DKK	B	FIRST	16:09	16:10	7	0	7	0
U1	WX55HWE	B	FIRST	15:59	16:11	56	57	56	0
U3	SV05DXS	B	FIRST	16:01	16:16	28	60	28	0
U1	WX55HWB	B	FIRST	16:00	16:16	17	55	17	0
U3	MX05CLF	S	FIRST	16:11	16:24	11	27	11	0
U1	SV05DXT	B	FIRST	16:12	16:24	5	29	5	0
U3	BJ10VGG	S	FIRST	16:29	16:29	6	0	6	0
U3	SV05DXR	B	FIRST	16:20	16:30	11	52	11	0
U1	WR03ZBC	D	FIRST	16:22	16:31	18	54	18	6
U3	SF05KUH	B	FIRST	16:18	16:33	7	24	7	0
U1	LK53LZD	D	FIRST	16:22	16:34	2	10	2	0
U3	WX55HWD	B	FIRST	16:24	16:34	0	30	0	0
U1	YX66WFA	D	FIRST	16:26	16:38	7	29	7	4
U3	YX66WEO	D	FIRST	16:34	16:40	0	30	0	0
U1	BJ11EBM	D	FARESAVER	16:42	16:45	7	44	7	0
U1	SK52USH	D	FIRST	16:31	16:45	10	46	10	0
U1	YN07LPX	S	ARLEEN	16:40	16:45	1	0	1	0
U1	W119CWR	B	FIRST	16:37	16:46	8	10	8	0
U3	YX55WBU	D	ARLEEN	16:47	16:47	15	0	15	0
U1	TPR354	D	FIRST	16:50	16:51	11	0	11	0
U1	LK53LYJ	D	FIRST	16:38	16:52	7	36	7	0
NO NUMBER	YX66WFB	D	FIRST	16:52	16:52	11	0	11	0
U1	SV05DXK	B	FIRST	16:18	16:53	0	48	0	0
U3	SV05DXS	B	FIRST	16:53	16:54	1	0	1	0
U1	WX55HWC	B	FIRST	16:39	16:54	3	7	3	6
U3	YX66WFC	D	FIRST	16:32	16:55	4	45	4	2
U1	YM07LDX	S	FIRST	16:53	17:00	0	46	4	0
U1	BJ11ZBM	D	FARESAVER	16:53	17:01	0	24	0	2
U1	YE52FHF	D	FIRST	16:48	17:03	1	10	1	0
U3	SV05DXY	B	FIRST	16:48	17:00	1	55	0	1
U1	TPR354	D	FIRST	17:02	17:06	0	32	0	0
U3	YX66WEU	D	FIRST	17:00	17:07	0	65	0	0
U1	WX55HWB	B	FIRST	16:54	17:10	5	80	5	0
U3	YX66WEW	D	FIRST	16:50	17:13	6	87	6	32
U3	SF05MUH	B	FIRST	17:14	17:15	9	0	9	0
U1	WX55HWE	B	FIRST	16:55	17:16	15	69	15	0
U1	LK53LZD	D	FIRST	17:17	17:17	1	53	1	0
U3	SV05DXK	B	FIRST	17:07	17:17	17	80	17	29
U1	SV05DXT	B	FIRST	17:10	17:22	1	61	1	1
U3	YX66WEP	D	FIRST	17:01	17:22	7	70	7	15
U3	MX05CLF	S	FIRST	17:22	17:24	0	23	0	3
U3	YX66WEO	D	FIRST	17:26	17:26	6	0	6	0
U3	SV05DXR	B	FIRST	17:07	17:27	10	26	10	0
U1	W119CWR	B	FIRST	17:29	17:29	4	29	4	1
U1	WR03ZBC	D	FIRST	17:15	17:27	16	26	16	1
U1	YX66WFA	D	FIRST	17:22	17:33	13	31	13	0

Service No.	Registration No.	Type	Operator	Arrival Time	Departure / Passing Time	On Board (On Arrival)	Boarding	Alighting	Residual Queue
U3	BJ10VGG	S	FIRST	17:33	17:37	0	26	0	0
U3	SV05DXY	B	FIRST	17:32	17:37	1	0	1	3
U3	YX66WFC	D	FIRST	17:31	17:40	6	13	6	0
U1	SK52USH	D	FIRST	17:30	17:42	8	23	8	2
U1	LK53LYJ	D	FIRST	17:34	17:45	1	27	1	0
U3	YX66WEW	D	FIRST	17:46	17:46	2	0	2	0
U3	YX66WEU	D	FIRST	17:40	17:47	7	37	7	0
U1	TPR354	D	FIRST	17:48	17:48	3	0	3	0
U1	YN07LDX	S	ARLEEN	17:36	17:48	12	16	12	0
U1	WX55HWC	B	FIRST	17:34	17:49	9	7	9	0
U3	SV05DXS	B	FIRST	17:50	17:52	4	0	4	0
U1	YE52FHT	D	ARLEEN	17:41	17:52	1	26	1	0
U3	WX09KCA	D	FIRST	17:42	17:53	1	31	1	6
U1	BJ11EBM	D	FARESAVER	17:45	17:53	23	31	23	0
U3	YX66WEW	D	FIRST	17:54	17:58	0	39	0	4
U3	SV05DXS	B	FIRST	17:59	18:03	0	59	0	0
U1	WX55HWC	B	FIRST	17:58	18:05	28	86	28	0
U3	YX66WEP	D	FIRST	17:57	18:09	16	72	16	1
U3	SV05DXR	B	FIRST	18:03	18:11	3	75	3	14
U3	MX05CLF	S	FIRST	18:00	18:13	4	73	4	11
U2	YX66WFB	D	FIRST	18:15	18:16	3	0	3	0
U1	WX55HWE	B	FIRST	18:10	18:17	20	81	20	0
U3	BJ10VGG	S	FIRST	18:18	18:18	1	26	1	2
U3	SF05KUH	B	FIRST	18:08	18:18	2	89	2	12
U1	WR03ZBC	D	FIRST	18:24	18:26	7	0	7	0
U1	SV05DXK	B	FIRST	18:20	18:27	13	61	13	2
U1	SV05DXT	B	FIRST	18:20	18:27	1	15	1	0
U3	YX66WEO	D	FIRST	18:17	18:27	2	91	2	2
U1	LK13LZD	D	FIRST	18:29	18:30	0	14	0	0
U1	YX66WFA	D	FIRST	18:22	18:30	1	6	1	0
U1	W119CWR	B	FIRST	18:23	18:35	0	30	0	0
U3	YX66WFC	D	FIRST	18:33	18:37	0	28	0	2
U1	SK52USH	D	FIRST	18:25	18:42	5	25	5	0
U1	YN07LDX	S	ARLEEN	18:28	18:44	1	11	1	0
U3	YX66WEU	D	FIRST	18:28	18:44	5	37	5	0
U1	WX55HWC	B	FIRST	18:31	18:47	7	6	7	0
U3	WX09KCA	D	FIRST	18:33	18:49	4	29	4	0
U3	YX66WEW	D	FIRST	18:33	18:58	1	52	1	0
U3	YX66WEP	D	FIRST	18:46	18:59	13	69	13	0
U1	SV05DXK	B	FIRST	19:01	19:09	9	75	9	30
U1	WX55HWE	B	FIRST	19:03	19:09	26	39	26	17
U1	LK53LZD	D	FIRST	19:12	19:14	3	31	3	0
U1	WR03ZBC	D	FIRST	19:10	19:15	3	29	3	0
U3	SF05KUH	B	FIRST	19:04	19:16	8	63	8	0
U3	YX66WEP	D	FIRST	19:10	19:19	18	45	18	0
U1	W119CWR	B	FIRST	19:15	19:21	6	31	6	7
NOT IN SERVICE	YX66WFB	D	FIRST	19:21	19:21	5	0	5	0
U3	YX66WEO	D	FIRST	19:11	19:23	3	56	3	0
U3	YX66WFC	D	FIRST	19:14	19:28	5	44	5	0
U3	YX66WEU	D	FIRST	19:21	19:31	1	38	1	6
U3	WX09KCA	D	FIRST	19:26	19:34	5	37	3	0
U1	WX55HWC	B	FIRST	19:27	19:40	10	65	10	6
U3	YX66WEW	D	FIRST	19:29	19:43	6	25	6	4
U1	YX66WEP	D	FIRST	19:41	19:48	19	34	19	9
U3	SV05DXR	B	FIRST	19:43	19:56	5	63	5	2
U3	SF05KUH	B	FIRST	19:48	20:03	5	66	5	0
U1	LK53LZD	D	FIRST	19:55	20:08	11	39	11	1
U3	YX66WEO	D	FIRST	20:03	20:11	9	19	9	0
U1	W119CWR	B	FIRST	20:07	20:15	11	19	11	4
U1	YX66WEU	D	FIRST	20:19	20:20	4	27	4	3
U1	YX66WFC	D	FIRST	20:23	20:23	0	60	0	0
U1	WX09KCA	D	FIRST	20:30	20:30	5	6	5	0
U1	YX66WEW	D	FIRST	20:37	20:40	14	0	14	0
U1	SV05DXR	B	FIRST	20:46	20:46	3	25	3	0
U1	YX66WEP	D	FIRST	20:42	20:46	5	38	5	0
U2	W808PAE	D	UNIBUS	20:55	20:55	3	20	3	0
U1	WX55HWC	B	FIRST	21:03	21:08	0	0	0	0
U1	YX66WEO	D	FIRST	21:03	21:11	5	48	5	0
U1	YX66WEU	D	FIRST	21:13	21:13	4	26	4	0
U1	YX66WFC	D	FIRST	21:13	21:13	2	30	2	0
U1	WX09KCA	D	FIRST	21:23	21:23	4	36	4	0
U1	YX66WEW	D	FIRST	21:30	21:51	2	27	2	0
U1	SV05DXR	B	FIRST	21:47	21:58	9	17	9	0
U1	WX55HWC	B	FIRST	21:52	22:10	10	39	10	0
U1	YX66WEO	D	FIRST	22:05	22:18	2	44	2	0
U1	YX66WEU	D	FIRST	22:06	22:29	0	30	0	0
U1	YX66WFC	D	FIRST	22:18	22:39	15	20	15	0
U1	WX09KCA	D	FIRST	22:29	22:47	23	24	23	0
U1	SV05DXR	B	FIRST	22:40	22:59	6	27	6	0
U1	WX55HWC	B	FIRST	22:51	23:14	10	57	10	0
U1	YX66WEO	D	FIRST	23:04	23:24	7	46	7	0
U1	YX66WEU	D	FIRST	23:09	23:29	3	8	3	0
U1	YX66WFC	D	FIRST	23:19	23:38	1	9	1	0
U1	WX09KCA	D	FIRST	23:29	23:47	4	2	4	0
U1	WX55HWC	B	FIRST	08:40	08:41	42	1	42	0
U1	SV05DXR	B	FIRST	23:41	00:02	5	12	5	0
U1	WX55HWC	B	FIRST	23:53	00:10	5	6	5	0
U1	YX66WEO	D	FIRST	00:10	00:18	2	4	2	0
U1	YX66WEU	D	FIRST	00:18	00:30	2	6	2	0
U1	YX66WFC	D	FIRST	00:23	00:45	3	4	3	0
U1	SV05DXR	B	FIRST	00:39	01:01	4	5	4	0
U1	WX55HWC	B	FIRST	00:53	01:20	2	0	2	0

Service No.	Registration No.	Type	Operator	Arrival Time	Departure / Passing Time	On Board (On Arrival)	Boarding	Alighting	Residual Queue
U1	YX66WEU	D	FIRST	01:10	01:35	1	5	1	0
U1	YX66WFC	D	FIRST	01:23	01:49	1	7	1	0
U1	SY05DXK	B	FIRST	01:40	02:01	3	7	3	0
U1	WX55HWC	B	FIRST	01:55	02:20	5	2	5	0
U1	YX66WEU	D	FIRST	02:11	02:30	14	2	14	0
U1	YX66WFC	D	FIRST	02:27	02:48	13	8	13	0
U1	SV05DXR	B	FIRST	02:41	03:02	17	7	17	0
U1	YX66WEU	D	FIRST	03:12	03:28	13	2	13	0
U1	YX66WFC	D	FIRST	03:28	03:43	18	2	18	0
U1	YX66WEW	D	FIRST	04:28	04:44	3	6	3	0
U1	YX66WEW	D	FIRST	05:28	05:44	0	3	0	0
U1	YX66WEW	D	FIRST	06:28	06:44	0	6	0	0

# Appendix 6

**CYCLE RACK COUNTS**



**JOB REF: 24786**

**DATE: 19/11/2019**

**JOB NAME: BATH UNI**

**DAY: TUESDAY**

TIME	CYCLE RACKS																			
	1	2	3	4	5	6	7 PCL	7 MCL	8	9	10	11	12	13	14	15	16	17	18	19
TYPE: BUTTERFLY																				
TYPE: SHEFFIELD	4	8	4	6	4	8	15		8	10	11	8		16	10	20		17	28	4
07:30	0	2	3	5	2	1	1	1	5	2	8	1	NOT AVAILABLE DUE TO CONSTRUCTION WORK	5	3	7	NOT IN USE	8	14	1
08:00	0	2	6	5	3	1	2	1	8	5	9	1		8	3	10		8	24	1
09:00	0	3	6	6	3	6	3	1	8	5	12	6		20	8	12		12	28	1
10:00	0	10	8	12	3	11	4	2	10	4	18	9		25	12	18		18	36	2
11:00	0	12	8	13	4	15	4	2	11	6	20	12		28	14	20		20	39	3
12:00	0	15	8	14	5	17	4	3	10	6	23	16		31	14	20		22	39	4
13:00	0	15	8	14	4	17	4	3	10	7	23	16		31	14	20		22	40	3
14:00	0	15	8	14	4	17	3	3	10	5	23	15		30	14	20		22	42	3
15:00	0	14	8	14	3	15	3	3	9	5	18	16		28	11	18		21	39	3
16:00	0	12	8	12	2	13	3	1	8	5	18	11		25	6	20		17	33	2
17:00	0	13	5	10	1	11	3	1	8	5	16	9		19	4	17		14	22	2
18:00	0	10	2	9	1	10	1	1	5	5	13	5		16	4	15		14	20	1
18:30	0	4	2	5	1	8	1	0	5	2	7	3		11	4	10		9	20	1

TIME	CYCLE RACKS																	
	20	21	22	23	24	25	26	27	28	29	30	31	32	33	34	35	36 PCL	36 MCL
TYPE: BUTTERFLY													12					
TYPE: SHEFFIELD	4	4		4	4	4	4	3	10	10	6	6		4	10	5	10	
07:30	1	0	NOT IN USE	2	0	0	1	0	5	15	0	2	10	3	7	1	1	0
08:00	1	0		2	0	0	0	0	6	16	0	2	10	3	7	2	3	0
09:00	1	0		2	0	0	2	1	7	16	0	2	10	3	8	3	6	0
10:00	2	1		2	0	0	2	1	7	16	1	2	11	3	9	2	8	0
11:00	3	0		2	0	0	2	0	7	16	1	2	11	3	12	1	8	0
12:00	4	0		2	0	0	2	0	7	16	0	2	12	3	12	1	10	0
13:00	4	1		2	0	0	2	1	7	15	1	2	12	3	12	2	10	0
14:00	4	0		2	0	0	3	2	7	15	2	2	12	3	11	3	10	0
15:00	3	0		2	0	0	3	2	7	16	3	2	12	3	12	3	11	0
16:00	2	0		2	0	0	3	1	7	16	2	2	12	3	10	2	11	0
17:00	1	0		2	0	0	2	0	7	17	2	2	12	3	11	1	7	0
18:00	1	0		2	0	0	2	0	7	16	2	2	11	3	8	1	7	0
18:30	1	0		2	0	0	2	0	7	16	1	2	10	3	8	1	6	0



# CYCLE RACK COUNTS



JOB REF: 24786

DATE: 19/11/2019

JOB NAME: BATH UNI

DAY: TUESDAY

TIME	CYCLE RACKS																			
	37	38	39	40	41	42	43	44	45	46	47	48	49	50	51	52	53	54	55	56
TYPE: BUTTERFLY																				
TYPE: SHEFFIELD	9		5	20	12	17	4	3		20		31	18	11	14	5	24	5	10	10
07:30	4	NO LONGER THERE	6	25	8	3	5	3	NOT AVAILABLE DUE TO CONSTRUCTION WORK	4	NO LONGER THERE	3	8	8	7	4	7	2	3	11
08:00	9		6	25	10	3	5	3		8		3	10	8	8	5	7	2	4	13
09:00	15		6	25	15	3	5	3		16		3	10	10	8	5	7	2	6	15
10:00	15		6	25	18	3	5	3		17		3	10	12	12	6	8	2	6	19
11:00	17		6	24	22	3	5	3		17		3	10	13	10	6	6	2	6	20
12:00	18		6	24	23	3	5	3		17		3	12	13	10	6	7	2	6	19
13:00	15		6	26	23	5	5	3		17		4	12	13	11	6	7	2	6	19
14:00	15		6	26	24	4	5	3		16		3	12	14	10	6	7	2	5	19
15:00	11		6	26	23	4	5	3		17		3	12	15	10	6	8	2	4	19
16:00	9		6	26	22	4	5	3		18		3	10	12	6	6	8	3	4	19
17:00	9		6	26	22	4	5	3		18		3	10	9	6	5	8	2	4	19
18:00	9		6	26	10	3	5	3		18		3	10	8	5	5	8	2	3	19
18:30	8		5	25	8	3	5	3		17		3	10	7	4	4	8	2	3	16